

# PUERTO RICO

## DISASTER RECOVERY ACTION PLAN

FOR THE USE OF CDBG-DR FUNDS IN RESPONSE TO 2017 HURRICANES IRMA AND MARIA



### ACTION PLAN AMENDMENT SIX

SUBMITTED TO HUD: MARCH 8, 2021  
EFFECTIVE DATE: MARCH 15, 2021



# TABLE OF CONTENTS

<b>EXECUTIVE SUMMARY .....</b>	<b>VI</b>
COORDINATED APPROACH .....	XIII
HUD AND THE CIVIC SECTOR .....	XIV
<b>ACTION PLAN AMENDMENTS.....</b>	<b>XVIII</b>
ACTION PLAN AMENDMENT 1 (SUBSTANTIAL).....	XIX
ACTION PLAN AMENDMENT 2 (NONSUBSTANTIAL) .....	XX
ACTION PLAN AMENDMENT 3 (NONSUBSTANTIAL) .....	XX
ACTION PLAN AMENDMENT 4 (SUBSTANTIAL).....	XXI
ACTION PLAN AMENDMENT 5 (SUBSTANTIAL).....	XXI
<b>SUMMARY OF HURRICANE IMPACT .....</b>	<b>1</b>
<b>PUERTO RICO DISASTER RECOVERY PROGRAM .....</b>	<b>8</b>
LEADING A TRANSPARENT AND COORDINATED RECOVERY .....	8
WHOLE COMMUNITY APPROACH & INTEGRATED PLANNING.....	8
THIRD SECTOR AND CIVIC VISIONS FOR RECOVERY .....	10
COMMUNITY PROFILE: SUMMARY OF IMPACT AND PRESIDENTIALLY DECLARED AREAS .....	14
MOST IMPACTED AND DISTRESSED AREAS.....	17
BUILDING BACK BETTER .....	18
LEVERAGING OF FUNDS.....	19
<b>UNMET NEEDS ASSESSMENT.....</b>	<b>21</b>
SUMMARY OF IMPACT AND UNMET NEEDS.....	21
<b>IMPACT TO DEMOGRAPHICS.....</b>	<b>23</b>
SOCIAL VULNERABILITY INDEX (SOVI®) FOR TARGETING PRIORITY UNMET NEED .....	23
OUT-MIGRATION AND CHANGES TO THE POPULATION .....	25
SOCIAL MOBILITY AND DEMOGRAPHIC INDICATORS .....	28
<b>HOUSING IMPACT.....</b>	<b>41</b>
HOUSING TYPOLOGIES .....	51

HOUSING FUNDS MADE AVAILABLE .....	52
ADDITIONAL MAPS REGARDING FEMA INDIVIDUAL ASSISTANCE DATA.....	58
HOUSING UNMET NEED .....	61
CDBG-DR HOUSING ASSISTANCE .....	72
<b>INFRASTRUCTURE IMPACT .....</b>	<b>74</b>
CATASTROPHIC IMPACT TO POWER GRID .....	74
IMPACT TO CRITICAL INFRASTRUCTURE .....	74
FEMA PUBLIC ASSISTANCE (PA).....	76
INFRASTRUCTURE UNMET NEED .....	77
<b>ECONOMIC IMPACT .....</b>	<b>81</b>
ECONOMIC CONDITIONS.....	81
IMPACT ON TOURISM.....	83
IMPACT ON AGRIBUSINESS.....	86
IMPACT ON PUBLIC SERVICES.....	87
ECONOMIC UNMET NEED .....	91
<b>METHOD OF DISTRIBUTION .....</b>	<b>97</b>
RECOVERY PROGRAMS.....	97
<b>PROGRAM REQUIREMENTS .....</b>	<b>100</b>
CDBG-DR PROGRAM REQUIREMENTS .....	100
GRANT MANAGEMENT CAPACITY .....	106
PROGRAM BUDGET .....	106
ALLOCATION OF FUNDS.....	107
<b>PLANNING PROGRAMS .....</b>	<b>114</b>
PLANNING COORDINATION PROGRAM .....	115
MUNICIPAL RECOVERY PLANNING PROGRAM .....	115
WHOLE COMMUNITY RESILIENCE PLANNING PROGRAM.....	117
PUERTO RICO GEOSPATIAL FRAMEWORK (GEOFRAME) PROGRAM.....	120
HOME RESILIENCE INNOVATION COMPETITION PROGRAM.....	123
<b>HOUSING PROGRAMS.....</b>	<b>125</b>
HOME REPAIR, RECONSTRUCTION, OR RELOCATION PROGRAM .....	127

TITLE CLEARANCE PROGRAM .....	134
SOCIAL INTEREST HOUSING PROGRAM .....	137
HOUSING COUNSELING PROGRAM .....	139
CDBG-DR GAP TO LOW INCOME HOUSING TAX CREDITS PROGRAM (LIHTC).....	141
RENTAL ASSISTANCE PROGRAM.....	143
COMMUNITY ENERGY AND WATER RESILIENCE INSTALLATIONS PROGRAM .....	146
HOMEBUYER ASSISTANCE PROGRAM .....	149
<b>ECONOMIC RECOVERY PROGRAMS.....</b>	<b>154</b>
SMALL BUSINESS FINANCING PROGRAM .....	156
SMALL BUSINESS INCUBATORS AND ACCELERATORS PROGRAM.....	159
WORKFORCE TRAINING PROGRAM .....	161
TOURISM & BUSINESS MARKETING PROGRAM.....	164
ECONOMIC DEVELOPMENT INVESTMENT PORTFOLIO FOR GROWTH PROGRAM.....	167
RE-GROW PR URBAN-RURAL AGRICULTURE PROGRAM.....	172
<b>INFRASTRUCTURE COORDINATION PROGRAMS.....</b>	<b>175</b>
NON-FEDERAL MATCH PROGRAM.....	177
<b>MULTI-SECTOR INITIATIVES PROGRAM .....</b>	<b>181</b>
CITY REVITALIZATION PROGRAM.....	182
<b>CITIZEN PARTICIPATION .....</b>	<b>188</b>
<b>ACTION PLAN CERTIFICATIONS.....</b>	<b>195</b>
<b>PUBLIC COMMENT .....</b>	<b>198</b>
<b>APPENDICES.....</b>	<b>199</b>



DATE	SUMMARY OF CHANGES
11/16/18	<p><b>AMENDMENT 1: SUBSTANTIAL AMENDMENT</b></p> <p>Changes to incorporate \$8,220,783,000 in additional CDBG-DR funds allocated to Puerto Rico through Federal Register Notice Vol. 83, No.157 (Tuesday, August 14, 2018), 83 FR 40314. Changes include amending program scope and budget in some of the original 19 programs from the initial Action Plan, as well as adding eight additional programs for unmet need. Data in the unmet needs assessment was updated, and consideration of the Puerto Rico 12 and 24-month plan was included. Changes are highlighted in grey, and changes to tables or figures are indicated by a grey box around the visual.</p>
08/15/19	<p><b>AMENDMENT 2: NONSUBSTANTIAL AMENDMENT</b></p> <p>Changes include increased caps for homes in the Home Repair, Reconstruction or Relocation Program (R3) and clarified priorities. Reallocated \$45 million from Mortgage Catch-Up Program (Program previously not approved by HUD) and \$25 million from Strategic Projects and Commercial Redevelopment Program to the Home Repair, Reconstruction or Relocation (R3) Program and Workforce Training Program under the first allocation. Therefore, the \$70 million reallocation was used to increase the R3 program budget by \$50 million in order to meet estimated demand, as well as to increase the Workforce Training Program Budget by \$20 million under the first allocation. Changes were also made to clarify the subrecipient agreement hierarchy in Small Business Financing, Tourism &amp; Business Marketing, and the Construction and Commercial Revolving Loan Programs.</p> <p>Amendment 2 became effective August 23, 2019.</p>
<p>02/24/2020</p> <p>* Posted again on March 3, 2020 with corrections to mathematical calculations in the Allocation of Funds table on page 109 due to an error in omission.</p>	<p><b>AMENDMENT 3: NONSUBSTANTIAL AMENDMENT *</b></p> <p>Changes in this Amendment are highlighted in grey within the text. Changes to tables or figures are indicated by a grey box around the visual. Modifications in this amendment primarily address the redistribution of unallocated funds awarded to Puerto Rico through Federal Registers Notices Vol. 83, No. 28 (Friday, February 9, 2018), 83 FR 5844 and 83 FR 40314, as well as reallocation of certain program funds for priority housing and multisector programs. These budgetary modifications are tracked in the budget table as well as program profiles for the following changes:</p> <ul style="list-style-type: none"> <li>• The \$145,000,000 previously pending reallocation has been allocated across multiple programs.</li> <li>• Funding has been reallocated to increase the overall budget for the following programs:             <ul style="list-style-type: none"> <li>○ The Home Repair, Reconstruction, or Relocation Program has been increased by \$800 million.</li> <li>○ CDBG-DR Gap to Low Income Housing Tax Credits Program (LIHTC) has been increased by \$13 million.</li> <li>○ City Revitalization Program has been increased by \$23 million.</li> </ul> </li> </ul>

	<ul style="list-style-type: none"> <li>○ Small Business Financing Program has been increased by \$25 million.</li> <li>● Funding has been reallocated from the following programs:             <ul style="list-style-type: none"> <li>○ Community Energy and Water Resilience Installations Program.</li> <li>○ Strategic Projects and Commercial Redevelopment Program.</li> <li>○ Economic Recovery Planning Program.</li> <li>○ Puerto Rico by Design Program.</li> <li>○ RE-GROW PR Urban-Rural Agriculture Program.</li> </ul> </li> </ul> <p>Programmatic changes include the renaming of the FEMA Coordination Program to the Non-Federal Match Program. Other programmatic changes establish clarity of administrative roles to allow PRDOH to enter directly into agreements with select subrecipients in the administration of grant programs and clarify the types of entities eligible for competitive selection in the administration of projects. Programmatic changes also include technical clarifications regarding Housing and Community Development Act citations, clarification of program objectives, clarification of eligibility criteria, and clarification of priorities in the general areas of Planning, Housing, Economic, and Infrastructure recovery.</p> <p>Additional changes include moving all amendment descriptions in the Executive Summary to the end of the section, as well as minor punctuation and grammar corrections. This amendment also includes the following language changes: (1) substitutes <i>municipio</i> for municipal and <i>municipios</i> for municipality for; (2) addresses grammatical errors replacing Maria for María, island for Island, action plan for Action Plan, federal register for Federal Register, and program for Program, when applicable; (3) updates figure and table citations and numbering; (4) spells out commonly used acronyms when they appear for the first time; and (5) corrects all references to DMO to the official business name and acronym “Corporation for the Promotion of Puerto Rico as a Destination, Inc., doing business as Discover Puerto Rico (DPR)”.</p>								
<p>Published for public comment: 03/31/2020</p> <p>Sent to HUD for approval: 07/09/2020</p> <p>Approved by HUD: 08/17/2020</p>	<p>AMENDMENT 4: SUBSTANTIAL AMENDMENT</p> <p>Substantial Amendment 4 incorporates \$277,853,230 in additional CDBG-DR funds allocated to Puerto Rico through Federal Register Notice Vol. 85 No. 17 (Monday, January 27, 2020), 85 FR 4681 for unmet Infrastructure need.</p> <p>Budgetary changes are shown below in the format recommended by HUD:</p> <table border="1" data-bbox="407 1593 1416 1852"> <thead> <tr> <th>CDBG-DR Activity</th> <th>Initial CDBG-DR Budget Amount (Per allocation)</th> <th>Proposed Action in this Amendment</th> <th>Final CDBG-DR Budget Amount (Per Allocation)</th> </tr> </thead> <tbody> <tr> <td>Non-Federal Match – Allocation 2</td> <td>\$900,000,000</td> <td>(\$263,960,569)</td> <td>\$636,039,431</td> </tr> </tbody> </table>	CDBG-DR Activity	Initial CDBG-DR Budget Amount (Per allocation)	Proposed Action in this Amendment	Final CDBG-DR Budget Amount (Per Allocation)	Non-Federal Match – Allocation 2	\$900,000,000	(\$263,960,569)	\$636,039,431
CDBG-DR Activity	Initial CDBG-DR Budget Amount (Per allocation)	Proposed Action in this Amendment	Final CDBG-DR Budget Amount (Per Allocation)						
Non-Federal Match – Allocation 2	\$900,000,000	(\$263,960,569)	\$636,039,431						

Non-Federal Match – Allocation 3	\$0	\$263,960,569	\$263,960,569
R3 – Allocation 2	\$2,190,000,000	\$263,960,569	\$2,453,960,569
Rental Assistance – Allocation 2	\$0	\$10,000,000	\$10,000,000
Program Planning – Allocation 2	\$249,743,850	(\$10,000,000)	\$239,743,850
Administration– Allocation 3	\$0	\$13,892,662	\$13,892,662

This amendment includes a limited update to the unmet needs assessment, as original calculations for hurricane damage and the resultant unmet need remain the same. This amendment also acknowledges recovery efforts made to date that serve to close the gap on the Island’s recovery needs.

Programmatic changes include the clarification of eligibility criteria for the following programs:

- Whole Community Resilience Program
- Agency Planning Initiatives Program
- Social Interest Housing Program
- Small Business Financing Program
- Economic Development Investment Portfolio for Growth Program
- Non-Federal Match Program (previously, the FEMA Coordination Program)
- Critical Infrastructure Resilience Program
- Community Resilience Centers Program
- City Revitalization Program
- Puerto Rico by Design Program

This Substantial Amendment also eliminates the Mortgage Catch Up Program due to HUD limitations on funding for this activity; eliminates the Economic Recovery Program, as activities for this program are encompassed in other economic recovery and planning efforts; and consolidates the Strategic Projects and Commercial Redevelopment Program under the Economic Development Investment Portfolio for Growth Program.

Additional changes include modifications to the budget table to add a new column for allocation 3 and the relocation of Low and Moderate Income (LMI) goal percentages to program profile pages, the update of table numbering due to the introduction of new content, revisions to a few images that correspond to text changes within the Plan, the correction of Amendment 3 language to past tense, and other minor grammatical changes.

<p>Published for public comment:</p> <p>09/10/2020</p> <p>Sent to HUD for approval:</p> <p>12/04/2020</p> <p>Approved by HUD:</p> <p>02/05/2021</p>	<p><b>AMENDMENT 5: SUBSTANTIAL AMENDMENT</b></p> <p>This amendment includes the clarification and expansion of the activities for the following programs:</p> <ul style="list-style-type: none"> <li>• Puerto Rico Geospatial Framework Program (previously the Agency Planning Initiatives Program)</li> <li>• Non-Federal Match Program</li> <li>• City Revitalization Program</li> </ul> <p>Additional programmatic changes in this amendment include the clarification on eligibility criteria and program description of the following programs:</p> <ul style="list-style-type: none"> <li>• Community Energy and Water Resilience Installations Program</li> <li>• Small Business Financing Program</li> <li>• Small Business Incubators and Accelerators Program</li> <li>• Workforce Training Program</li> <li>• Tourism and Business Marketing Program</li> <li>• Economic Development Investment Portfolio for Growth Program</li> </ul> <p>This Substantial Amendment also eliminates the Construction and Commercial Revolving Loan Program (CCRL), Multifamily Reconstruction, Repair, and Resilience Program (Multifamily R3) and Puerto Rico by Design Program; eliminates the Critical Infrastructure Resilience Program, but consolidates some activities of this program into the Non-Federal Match Program; and consolidates the Community Resilience Centers Program under the City Revitalization Program.</p> <p>Additional changes include updates to the budget table to reflect the reallocation of funds from the programs being eliminated, revisions to a few images that correspond to text changes within the Plan, the correction of Amendment 4 language to past tense, and other minor grammatical changes.</p>
<p>Submitted to HUD:</p> <p>03/08/2021</p> <p>Effective:</p> <p>03/15/2021</p>	<p><b>AMENDMENT 6: NONSUBSTANTIAL AMENDMENT</b></p> <p>Changes in this Amendment are highlighted in grey within the text. Modifications in this amendment include the reallocation of funds into the CDBG-DR Gap To Low Income Housing Tax Credits Program (LIHTC) for preservation, rehabilitation, or qualified new construction projects that are part of a comprehensive plan to redevelop, replace, and/or rehabilitate existing Puerto Rico Public Housing Administration’s affordable housing inventory. These budgetary modifications are tracked in the budget table as well as in the profiles of the programs.</p> <p>Programmatic changes include the elimination of the rounds in the City Revitalization Program, the assignment of funds for San Juan and Mayagüez municipal governments for the redevelopment of urban areas surrounding the University of Puerto Rico (UPR),</p>

Río Piedras and Mayagüez campuses, and to express that the Community Resilience Centers projects will be undertaken by a subrecipient. Main amendments to the Home Repair, Reconstruction, or Relocation (R3) Program included in this iteration aim to ease applicant responsibilities after receiving assistance from the Program. These changes include the reduction of the affordability period for reconstruction and relocation activities, from fifteen (15) years to five (5) years, the elimination of the Housing Quality Standard (HQS) requirement for existing replacement homes, and the inclusion of clarifying language.

Additional changes include the elimination of the table that listed how funding allocations per program sector changed from each iteration of the Action Plan. It has been replaced with a table that shows how funding has been reallocated per program sector in this iteration of the Action Plan.





# EXECUTIVE SUMMARY

In response to Hurricanes María and Irma, Puerto Rico has developed a hurricane recovery plan to define how Puerto Rico will address the urgent humanitarian needs of its residents while also developing and implementing a transformative recovery. This recovery plan is based on available funding to recover and rebuild, and just as importantly, to stimulate economic growth in every affected community. This Action Plan is based on a thoughtful, coordinated approach to support the rebirth of the Island.

More so than any other United States (US) recovery in modern times, Puerto Rico cannot simply rebuild damaged homes, or repave damaged roads. Every program implemented, every dollar spent, must rebuild families and communities, and must also generate a long-term investment in social capital, fortify the economy, and set the stage for stability and continuity in government modernization and efficiency for decades to come.

The true impact of these hurricanes will not be known for generations. As humanitarian aid continues and structural rebuilding increases, delivering a truly resilient recovery will take time and significant resources. Two (2) months after the hurricanes, in November 2017, Governor Ricardo Rosselló commissioned an initial damage assessment, the Build Back Better report, which identified an estimated \$94 billion in recovery need from fourteen (14) possible funding sources.<sup>1</sup> The Amended Action Plan outlined in the following pages includes further analysis of early damage estimates and informs an initial program designed to address these needs with the first \$1.5 billion authorized by Pub. L. 115-56, as amended by Pub. L. 115-72, and announced through 83 FR 5844, and the second tranche of \$8.2 billion authorized by Pub. L. 115-123 and announced through ~~Vol. 83, No. 157 (August 14, 2018)~~, 83 FR 40314, and the latest unmet infrastructure need allocation authorized under Pub. L. 116-20 and announced in 85 FR 4681. The U.S. Department of Housing and Urban Development (HUD) is the federal oversight agency for these funds, which are administered through the Community Development Block Grant – Disaster Recovery (CDBG-DR) framework overseen by HUD.

The first Action Plan outlined the uses for the approximately \$1.5 billion in CDBG-DR made available by Congress on February 1, 2018. Subsequent amendments encompassed in this iteration of the Action Plan have further allocated an additional \$8.2 billion in a second allocation for the Island, including the additional \$277 million in unmet infrastructure need. On April 10, 2018, after the initial \$1.5 billion was announced, Congress made available an additional \$18.5 billion in recovery funds, including funds targeted to the electric grid and mitigation activities. The parameters within which the remaining funds may be spent will be outlined in forthcoming federal guidelines, and its proposed uses determined in subsequent action plans.

At the time of submission of the Action Plan Amendment 4 (Substantial) to HUD, Puerto Rico has been assigned three (3) separate allocations of CDBG-DR funding, which aggregate to the total approximate \$10.2 Billion programmed within this Plan. Each allocation is announced in a Federal Register Notice before being incorporated into the Action Plan and its amendments.

<sup>1</sup> Build Back Better Puerto Rico, Request for Federal Assistance for Disaster Recovery, November 2017.

A damage assessment completed in November 13, 2017 under the direction of Governor Ricardo Rosselló and funded by three major foundations dedicated to a sustainable and equitable recovery effort in Puerto Rico: Ford Foundation, Open Society, and Rockefeller. The Build Back Better report is a first estimate of recovery need across all sectors and a request for federal resources from 14 identified entities.

Since February 2018, three (3) Federal Register Notices have been published allocating CDBG-DR funds to Puerto Rico, to promote the Island’s recovery from the 2017 Hurricanes Irma and María. The Federal Register Notices allocating CDBG-DR funding to Puerto Rico are included below.<sup>2</sup>

Federal Register Notice (FRN)	Publication Date	Allocation Overview
83 FR 5844	February 9, 2018	<b>First Allocation:</b> \$1.5 billion for unmet disaster recovery needs
83 FR 40314	August 14, 2018	<b>Second Allocation:</b> Additional \$8.2 billion for unmet disaster recovery needs
85 FR 4681	January 27, 2020	<b>Third Allocation:</b> \$277 million for unmet infrastructure recovery needs

While all allocations outlined in the above table contribute to meeting Puerto Rico’s unmet disaster recovery needs, PRDOH must maintain separate accounting records for each allocation. As such, with each budgetary change in the Action Plan, as amended, PRDOH must report to HUD how the budgetary change impacts each of the allocations individually, as well as how the changes impact program budgets as a whole. At the time of submission of this Action Plan to HUD, the PRDOH Action Plan has evolved over six (6) ~~five (5)~~ iterations, including the original version. The next table outlines each iteration of the Action Plan, with the date the Action Plan, original and as amended, became effective. All substantial amendments to the Action Plan are subject to HUD’s approval before becoming effective; whereas non-substantial amendments become effective five (5) business days after submission to HUD.<sup>3</sup> ~~Detailed descriptions of the changes in each iteration of the plan are available in “Action Plan Amendments” section below.~~

Action Plan	Effective Date
Action Plan (original)	July 29, 2018
Action Plan; amendment 1 (substantial)	November 18, 2018
Action Plan; amendment 2 (nonsubstantial)	August 23, 2019
Action Plan; amendment 3 (nonsubstantial)	February 24, 2020
Action Plan; amendment 4 (substantial)	August 17, 2020
Action Plan; amendment 5 (substantial)	February 5, 2021
Action Plan; amendment 6 (nonsubstantial)	March 15, 2021

<sup>2</sup> Puerto Rico’s CDBG-DR allocations are governed by additional Federal Register Notices not included in referenced table. Additional notices do not allocate funding and are thus omitted here. Funding amounts in the table are approximate amounts. Exact funding for each allocation is as follows: Allocation 1 (83 FR 5844): \$1,507,179,000; Allocation 2 (83 FR 40314): \$8,220,783,000; Allocation 3 (85 FR 4681): \$277,853,230.

<sup>3</sup> 83 FR 5844, 5854.

The following table shows how funding has been added or subtracted to or from each program sector, from each allocation of funding in each iteration of the PRDOH Action Plan (AP) for Disaster Recovery and its amendments (APA).

	Previous Budget	Change	Revised Budget
HOUSING	\$4,762,530,619	\$130,000,000	\$4,892,530,619
ECONOMIC RECOVERY	\$1,317,500,000	\$0	\$1,317,500,000
INFRASTRUCTURE	\$1,700,000,000	\$0	\$1,700,000,000
MULTI-SECTOR	\$1,298,000,000	\$0	\$1,298,000,000
PLANNING	\$427,493,850	-\$130,000,000	\$297,493,850

*\*Does not include administration. See complete budget in programs sections*

HOUSING	First Allocation	Second Allocation	Third Allocation	Total Allocation
<b>Original Action Plan (AP)</b>	<b>\$1,011,570,050</b>	<b>\$0</b>	<b>\$0</b>	<b>\$1,011,570,050</b>
Changes in AP Amendment 1	\$0	\$2,795,000,000	\$0	-
<b>Total AP Amendment 1</b>	<b>\$1,011,570,050</b>	<b>\$2,795,000,000</b>	<b>\$0</b>	<b>\$3,806,570,050</b>
Changes in AP Amendment 2	\$5,000,000	\$0	\$0	-
<b>Total AP Amendment 2</b>	<b>\$1,016,570,050</b>	<b>\$2,795,000,000</b>	<b>\$0</b>	<b>\$3,811,570,050</b>
Changes AP Amendment 3	-\$13,000,000	\$690,000,000	\$0	-
<b>Total AP Amendment 3</b>	<b>\$1,003,570,050</b>	<b>\$3,485,000,000</b>	<b>\$0</b>	<b>\$4,488,570,050</b>
Changes in AP Amendment 4	0	\$273,960,569	\$0	-
<b>Total in AP Amendment 4</b>	<b>\$1,003,570,050</b>	<b>\$3,758,960,569</b>	<b>\$0</b>	<b>\$4,762,530,619</b>
Changes in AP Amendment 5	0	\$0	\$0	-
<b>Total in AP Amendment 5</b>	<b>\$1,003,570,050</b>	<b>\$3,758,960,569</b>	<b>\$0</b>	<b>\$4,762,530,619</b>

ECONOMIC RECOVERY	First Allocation	Second Allocation	Third Allocation	Total Allocation
<b>Original Action Plan (AP)</b>	<b>\$145,000,000</b>	<b>\$0</b>	<b>\$0</b>	<b>\$145,000,000</b>
Changes in AP Amendment 1	\$0	\$1,285,000,000	\$0	-
<b>Total AP Amendment 1</b>	<b>\$145,000,000</b>	<b>\$1,285,000,000</b>	<b>\$0</b>	<b>\$1,430,000,000</b>
Changes in AP Amendment 2	-\$5,000,000	\$0	\$0	-
<b>Total AP Amendment 2</b>	<b>\$140,000,000</b>	<b>\$1,285,000,000</b>	<b>\$0</b>	<b>\$1,425,000,000</b>
Changes in AP Amendment 3	\$25,000,000	-\$132,500,000	\$0	-
<b>Total AP Amendment 3</b>	<b>\$165,000,000</b>	<b>\$1,152,500,000</b>	<b>\$0</b>	<b>\$1,317,500,000</b>
Changes in AP Amendment 4	\$0	\$0	\$0	-

<b>Total in AP Amendment 4</b>	<b>\$165,000,000</b>	<b>\$1,152,500,000</b>	<b>\$0</b>	<b>\$1,317,500,000</b>
Changes in AP Amendment 5	\$0	\$0	\$0	-
<b>Total in AP Amendment 5</b>	<b>\$165,000,000</b>	<b>\$1,152,500,000</b>	<b>\$0</b>	<b>\$1,317,500,000</b>

INFRASTRUCTURE				
	First Allocation	Second Allocation	Third Allocation	Total Allocation
<b>Original Action Plan (AP)</b>	<b>\$100,000,000</b>	<b>\$0</b>	<b>\$0</b>	<b>\$100,000,000</b>
Changes in AP Amendment 1	\$0	\$1,375,000,000	\$0	-
<b>Total AP Amendment 1</b>	<b>\$100,000,000</b>	<b>\$1,375,000,000</b>	<b>\$0</b>	<b>\$1,475,000,000</b>
Changes in AP Amendment 2	\$0	\$0	\$0	-
<b>Total AP Amendment 2</b>	<b>\$100,000,000</b>	<b>\$1,375,000,000</b>	<b>\$0</b>	<b>\$1,475,000,000</b>
Changes in AP Amendment 3	\$0	\$0	\$0	-
<b>Total AP Amendment 3</b>	<b>\$100,000,000</b>	<b>\$1,375,000,000</b>	<b>\$0</b>	<b>\$1,475,000,000</b>

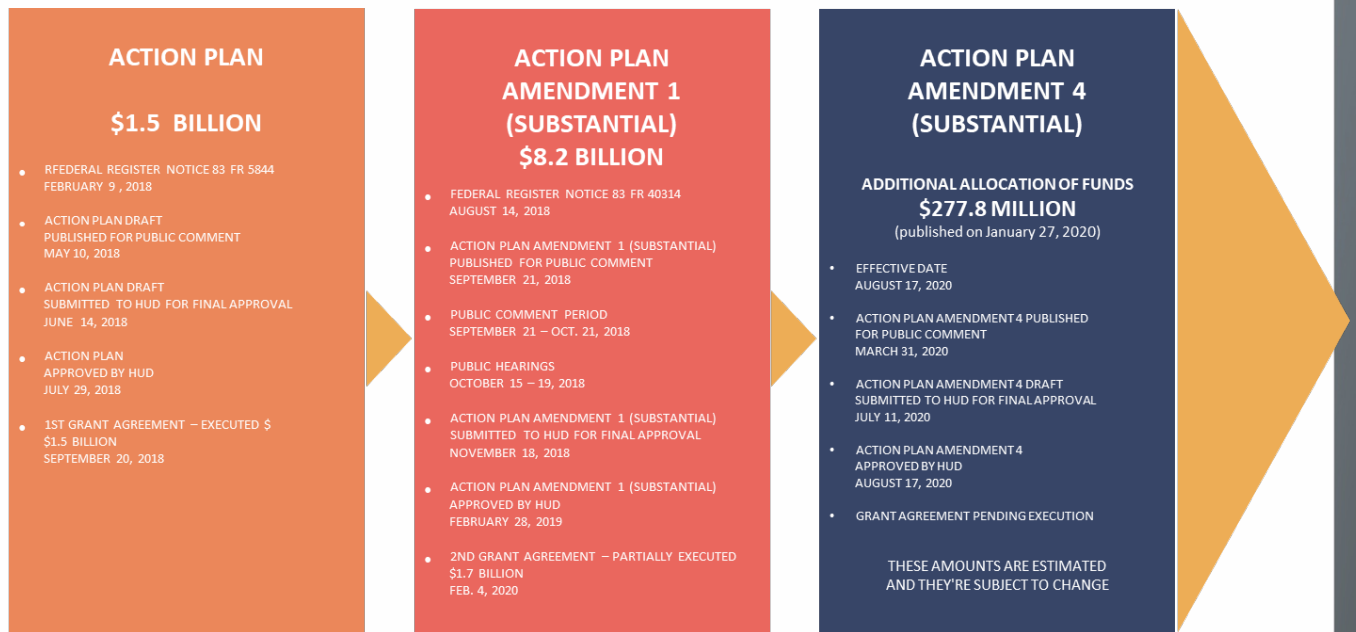
INFRASTRUCTURE				
	First Allocation	Second Allocation	Third Allocation	Total Allocation
Changes in AP Amendment 4	\$0	-\$263,960,569	\$263,960,569	-
<b>Total in AP Amendment 4</b>	<b>\$100,000,000</b>	<b>\$1,111,039,432</b>	<b>\$263,960,569</b>	<b>\$1,475,000,000</b>
Changes in AP Amendment 5	\$0	\$225,000,000	\$0	-
<b>Total in AP Amendment 5</b>	<b>\$100,000,000</b>	<b>\$1,336,039,432</b>	<b>\$263,960,569</b>	<b>\$1,700,000,000</b>

MULTI-SECTOR				
	First Allocation	Second Allocation	Third Allocation	Total Allocation
<b>Original Action Plan</b>	<b>\$0</b>	<b>\$0</b>	<b>\$0</b>	<b>\$0</b>
Changes in AP Amendment 1	\$0	\$1,900,000,000	\$0	-
<b>Total AP Amendment 1</b>	<b>\$0</b>	<b>\$1,900,000,000</b>	<b>\$0</b>	<b>\$1,900,000,000</b>
Changes in AP Amendment 2	\$0	\$0	\$0	-
<b>Total AP Amendment 2</b>	<b>\$0</b>	<b>\$1,900,000,000</b>	<b>\$0</b>	<b>\$1,900,000,000</b>
Changes in AP Amendment 3	\$23,000,000	-\$400,000,000	\$0	-
<b>Total AP Amendment 3</b>	<b>\$23,000,000</b>	<b>\$1,500,000,000</b>	<b>\$0</b>	<b>\$1,523,000,000</b>
Changes in AP Amendment 4	\$0	\$0	\$0	-
<b>Total in AP Amendment 4</b>	<b>\$23,000,000</b>	<b>\$1,500,000,000</b>	<b>\$0</b>	<b>\$1,523,000,000</b>
Changes AP Amendment	\$0	-\$225,000,000	\$0	-
<b>Total in AP Amendment 5</b>	<b>\$23,000,000</b>	<b>\$1,275,000,000</b>	<b>\$0</b>	<b>\$1,298,000,000</b>

PLANNING				
	First Allocation	Second Allocation	Third Allocation	Total Allocation
<b>Original Action Plan (AP)</b>	<b>\$73,250,000</b>	<b>\$0</b>	<b>\$0</b>	<b>\$73,250,000</b>
Changes in AP Amendment 1	\$0	\$60,000,000	\$0	-

<b>Total AP Amendment 1</b>	<b>\$73,250,000</b>	<b>\$60,000,000</b>	<b>\$0</b>	<b>\$133,250,000</b>
Changes in AP Amendment 2	\$0	\$0	\$0	-
<b>Total AP Amendment 2</b>	<b>\$73,250,000</b>	<b>\$60,000,000</b>	<b>\$0</b>	<b>\$133,250,000</b>
Changes in AP Amendment 3	-\$10,000,000	-\$12,500,000	\$0	-
<b>Total AP Amendment 3</b>	<b>\$63,250,000</b>	<b>\$47,500,000</b>	<b>\$0</b>	<b>\$110,750,000</b>
Changes in AP Amendment 4	\$56,050,508	\$0	\$0	-
<b>Total in AP Amendment 4</b>	<b>\$119,300,508</b>	<b>\$47,500,000</b>	<b>\$0</b>	<b>\$166,800,508</b>
Changes in AP Amendment 5	\$0	\$0	\$0	-
<b>Total in AP Amendment 5</b>	<b>\$119,300,508</b>	<b>\$47,500,000</b>	<b>\$0</b>	<b>\$166,800,508</b>

\*Does not include administration. See complete budget in programs section



The unmet needs profiled in this Action Plan are based on best available data gathered from federal government sources, the Government of Puerto Rico, and the public. The substantial Amendment 4 included a limited update to the unmet needs assessment to incorporate current FEMA Public Assistance data for emergency work categories. The unmet needs otherwise remains largely unchanged in this substantial nonsubstantial Amendment 5 6 from the data provided as part of substantial Amendment 1 due to the fact that no new U.S. Census data has been released, original damage estimates based on FEMA Public Assistance data for permanent work categories remains the same, FEMA Individual Assistance programs are no longer operational, and FEMA Hazard Mitigation figures remain under evaluation through October 2020, in accordance with FEMA deadlines. Furthermore, PRDOH is in the process of conducting a risk-based needs assessment for the separate CDBG-Mitigation allocation that will further inform the CDBG-DR program with regard to the Island’s evolving recovery needs. Once this data is complete, it will be evaluated and considered for the purposes of CDBG-DR, and this Action Plan will be amended to incorporate this data where appropriate.



Public comments submitted to the original Action Plan and through the substantial amendment process are incorporated as part of this professional analysis and report; a testament to the voice of the Puerto Rican people in the mission to rebuild their Island. As additional data is published by entities involved in the Hurricanes María and Irma recovery efforts and/or general US Census Bureau data is updated to reflect a change in population characteristics, the unmet needs profiled in this Action Plan will be updated appropriately.

Through the available data and input from multiple stakeholders, Puerto Rico has structured comprehensive programs eligible under CDBG-DR rules and guidelines to align with unmet need. The Federal Register 83 FR 5844 required: "...each grantee to primarily consider and address its unmet housing recovery needs". Therefore, as stipulated by HUD and supported by federal data, programs under the \$1.5 billion focused primarily on housing activities and how other activities support housing recovery. These programs represent just the beginning of the recovery process, meeting a fraction of the Island’s need. They must continue to be built upon over the coming years. The programs funded under the first Action Plan for the initial \$1.5 billion allocation were:

Initial Action Plan Program Funding by Category	
Program Administration	\$75,358,950
Planning Activities & Planning Programs	\$175,250,000
Housing Programs	\$1,011,570,050
Economic Programs	\$145,000,000
Infrastructure Programs	\$ 100,000,000
<b>Total Allocation</b>	<b>\$1,507,179,000</b>

However, as the 83 FR 40314 allowed for an expansion of activities, the Action Plan Amended 2 (Substantial) included comprehensive recovery programs in the areas of Housing, Infrastructure, Economic Recovery, Planning, and Multi-Sector efforts, as shown in the image on the following page. Budget changes to allocate sufficient funding into these programs are described at the end of this Executive Summary.



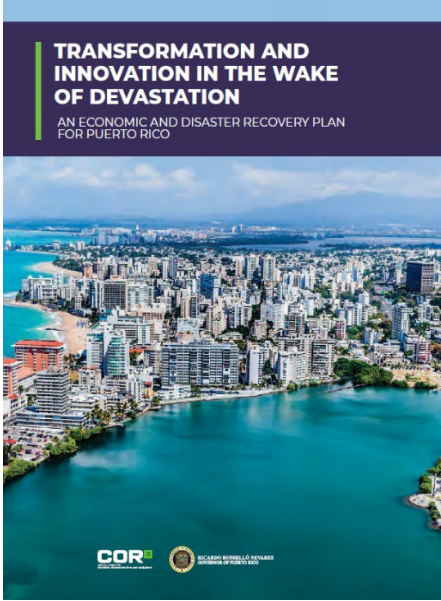



The Puerto Rico Department of Housing (PRDOH) has been appointed by the Governor of Puerto Rico as the responsible agency for the administration of the CDBG-DR grant program in close collaboration with the Central Office of Recovery, Reconstruction and Resilience (COR3). PRDOH is committed to the responsible, efficient, and transparent administration of the CDBG-DR funds allocated to the Island. PRDOH has the financial management systems, policies, procedures, and practices necessary to uphold fiscal responsibility as demonstrated to HUD. PRDOH will use procedures, systems, and monitoring strategies that encompass cross-cutting regulatory requirements including: HUD regulations, civil rights, environmental regulations, labor standards, fair housing law, citizen participation, and record keeping. PRDOH will use these procedures to ensure compliance with Pub. L. 115-56 and Pub. L. 115-123, as amended, and corresponding Federal Register Notices.

**COORDINATED APPROACH**

The initial Action Plan was designed in sync with the strategies outlined in the Fiscal Plan and Recovery Plan even as those plans were being finalized. These key tenets include the use of existing and consolidated governmental agencies as subrecipients in the recovery as a mechanism to strengthen institutional capacity. The federal compliance requirements of federal recovery funding will be leveraged to entrench a culture of transparency in participating institutions and facilitate the modernization of governmental practices and services.

Furthermore, Action Plan Amendment 1 (Substantial), approved by HUD on February 20, 2019, incorporated the Federal Register Notice 83 FR 40314, 40316 requirement to ensure the Action Plan be “reviewed for consistency with the Commonwealth’s 12- and 24-month economic and disaster recovery plan required by Section 21210 of Pub. L. 115-123, the Commonwealth’s fiscal plan, and CDBG-DR eligibility”. Additionally, PRDOH conducted at that time, as it intends to do with every substantial amendment, the affirmed need to consult with affected citizens, stakeholders, local governments, and public housing authorities. The approved text of Substantial Amendment 1 and all amendments published to date is incorporated into this comprehensive Action Plan Substantial Amendment 4 5 and carries through in program coordination and implementation.



**FISCAL PLAN FOR PUERTO RICO<sup>4</sup>**

As required by Congress, the Governor of Puerto Rico submitted a Fiscal Plan to the Financial Oversight and Management Board (FOMB) of Puerto Rico. The Fiscal Plan provides an overview of the actions, reforms, and fiscal measures that will improve the public and private sectors in Puerto Rico and begin to pave the path to meet the objectives laid out in the Puerto Rico Oversight, Management, and Economic Stability Act (PROMESA).

<sup>4</sup> Link to Plan: <http://www.aafaf.pr.gov/assets/Fiscal-Plan-for-PR-August-20-2018.pdf> - August 20, 2018. An updated draft has been posted on the FOMB website as of October 22, 2018.

The Fiscal Plan includes a series of reforms across four broad sectors to improve the direction of the economy and drive growth and prosperity across the Island.

1. **Human capital:** Promote labor force participation by implementing formal work incentives and benefits, providing workforce development and training, and improving the welfare reform.
2. **Business:** Increase the ease of doing business by reducing the barriers of starting and sustaining business practices such as expediting and simplifying the process of paying taxes, obtaining permits and operational licensing, importing and transporting goods, and registering properties.
3. **Power and Energy:** Provide low-cost and reliable energy through various means, including but not limited to a role transformation of the Puerto Rico Electric Power Authority (PREPA) and the foundation of “an independent, expert, and well-funded energy regulator”.<sup>5</sup>
4. **Infrastructure:** Effectively utilize Federal funds to prioritize economically transformative capital investment to implement maintenance and infrastructure policies.

#### TRANSFORMATION AND INNOVATION IN THE WAKE OF DEVASTATION: AN ECONOMIC AND DISASTER RECOVERY PLAN FOR PUERTO RICO<sup>6</sup>

As required by Pub. L. 115-123, the Governor of Puerto Rico submitted to the United States Congress Puerto Rico’s 12 and 24 month economic and disaster recovery plan to outline his vision for the Island. This comprehensive recovery plan aligns with the structure of the National Disaster Recovery Framework and addresses factors identified by Congress in the allocation law. In accordance with Congressional regulation, this plan was certified by the Financial Oversight and Management Board (FOMB). This recovery plan is focused on four primary goals:

1. **Society:** Reduce citizen emigration by repairing the human welfare while promoting a society that is educated, healthy, and ultimately sustainable.
2. **Resiliency:** Prepare Puerto Rico’s individuals, businesses, and communities to better withstand and recover from future disasters by implementing redundant energy systems and improved codes and standards.
3. **Economy:** Promote and incentivize sustainable economic development and job growth, revitalize urban centers, and minimize risk of doing business to contribute to a more competitive and prosperous economy and social transformation.
4. **Infrastructure:** Support all Puerto Rican citizens and industries by rethinking, redesigning, reconstructing, and strengthening the critical infrastructure to become a more modern and resilient system. In turn, providing reliable and affordable energy, water, communications, and transportation to improve emergency preparedness and resiliency.

#### HUD AND THE CIVIC SECTOR

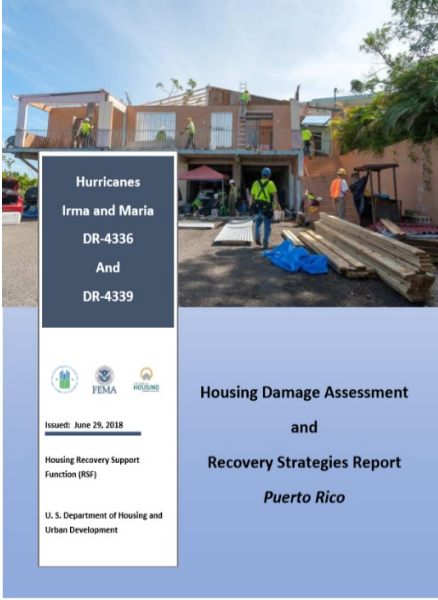
In addition to a review for consistency with the Fiscal Plan and the Economic and Disaster Recovery Plan (the Recovery Plan), the Relmagine Puerto Rico report and the HUD Housing Damage Assessment and Recovery Strategies report also informed this Substantial Amendment. The reason for the attention to these plans is two-fold; the Relmagine Puerto Rico engagement process has been ongoing and has

<sup>5</sup> Fiscal Plan for Puerto Rico, August 20, 2018 Revision; page 9.

<sup>6</sup> Link to plan: <https://recovery.pr/documents/pr-transformation-innovation-plan-congressional-submission-080818.pdf>, August 8, 2018



engaged residents in communities across the Island, while the HUD Housing Damage Assessment and Recovery Strategies report summarizes Puerto Rico’s key issues and challenges such as Puerto Rico’s housing market conditions, unmet needs, and ongoing recovery strategies.



REIMAGINE PUERTO RICO REPORT<sup>7</sup>

The Advisory Commission for a Resilient Puerto Rico has developed a series of recommendations on how to use philanthropic, governmental -local and federal funding sources- to contribute to the reconstruction of Puerto Rico in a way that strengthens the Island physically, economically and socially, and manages to prepare it to face the challenges of the future. This plan contains recommendations on 6 sectors:

1. Housing: Develop a series of strategies that reduce exposure to risks and that promotes the empowerment of the community, by facing the diversity of socioeconomic conditions, types of housing and tenure in Puerto Rico.
2. Energy: Address the energy needs of Puerto Rico through the transformation of electric power infrastructure into an affordable system, reliable and innovative, which at the same time reduces the adverse health impacts of people and the environment.
3. Natural Infrastructure: Improve the health and well-being of the people, promote the economic development and reduce exposure to hazards through sustainable use of the natural resources of Puerto Rico.
4. Economic Development: Develop a wide variety of economic activities that increase the resilience of Puerto Rico and improve existing capacities, employment opportunities and reduce inequalities.

<sup>7</sup>[https://reimaginapuertorico.org/wp-content/uploads/2019/05/Reimagina\\_Puerto\\_Rico\\_Report\\_ENG\\_03.04.2019.pdf](https://reimaginapuertorico.org/wp-content/uploads/2019/05/Reimagina_Puerto_Rico_Report_ENG_03.04.2019.pdf)



5. Physical Infrastructure: Develop and maintain infrastructure systems that are accessible, integrated, flexible and robust enough for them to be sustain crucial operations for the well-being of Puerto Ricans.
6. Health, Education & Social Services: Develop initiatives that guarantee the provision of health, educational and social services to reduce existing and future vulnerabilities, and in turn, chart the path towards greater equity and well-being with more participation of people in its definition and implementation.

## HUD DAMAGE ASSESSMENT AND RECOVERY STRATEGIES REPORT<sup>8</sup>

This report was created through extensive data gathering and strategy development in collaboration with FEMA and other federal partners. The report is meant to guide Puerto Rico towards the successful fulfillment of three primary goals:

Recovery Goal 1: Stabilize homeowner and renter housing market

Recovery Goal 2: Restore housing infrastructure

Recovery Goal 3: Build local capacity to support housing recovery<sup>9</sup>

## SPECIAL CONSIDERATIONS OF 83 FR 40314

This Substantial Amendment has been created in accordance with Federal Register Notice 83 FR 40314 and Pub. L. 115-123, which have both provided clear and specific guidance. PRDOH has continuously gathered data from and collaborated with citizens, island-wide stakeholders, local governments, and public housing authorities to update the impact and needs assessment.

The initial Action Plan has been modified in accordance with extended funding and expanded opportunities as permitted by Federal Register 83 FR 40314. All related changes made in Action Plan Amendment 5<sup>6</sup> are distinctly identified with highlighted text to illustrate the differences from previous versions. Changes identified in Action Plan Amendments 1, 2, 3, and 4, and 5 have since been approved and incorporated as non-highlighted text into the current version of the amended Action Plan.

## OPPORTUNITY ZONES

Throughout the design and implementation of the programs described in Action Plan Amendment 1 and incorporated into the subsequent versions of the Action Plan, as amended, the Plan acknowledges that the federally-created opportunity zones provide a viable means to leverage federal funding to help facilitate recovery and economic development, as permitted. The definition of these zones is outlined in the Economic and Disaster Recovery Plan.

The Opportunity Zones legislation aims to attract investment capital through a unique tax-advantaged opportunity to invest “recognized capital gains” in Qualified Opportunity Zones. Under the Opportunity Zone Program, states nominate low-income communities to be designated as Qualified Opportunity Zones, which are then eligible for the tax benefit. In the case of Puerto Rico, virtually 95% of the Island has been designated a Qualified Opportunity Zone<sup>10</sup>.

<sup>8</sup> HUD Housing Damage Assessment and Recovery Strategies Report

<sup>9</sup> Housing Damage Assessment and Recovery Strategies Report Puerto Rico; page 5.

<sup>10</sup> Transformation and Innovation in the Wake of Devastation: An Economic and Disaster Recovery Plan for Puerto Rico; page 26.

Opportunity Zones are designated by the U.S. Department of the Treasury and the Internal Revenue Service and represent a critical opportunity in the rebirth and revitalization of the Island. In alignment with this emphasis in the economic and disaster recovery plan, the first substantial amendment includes support for facilitating the successful deployment of these essential zones to effectively leverage private capital and federal funding to stimulate economic recovery. Consistent with applicable requirements, such support could range from discrete, “stand-alone” projects to broader facilitation of economic development initiatives, including job creation, blight removal, and infrastructure initiatives.

#### CONSTRUCTION COST VERIFICATION

83 FR 40314 requires grantees to assure “that construction costs are reasonable and consistent with market costs at the time and place of construction”.<sup>11</sup> Cost reasonableness is described as the price that a prudent businessperson would pay for an item or service under competitive market conditions, given a reasonable knowledge of the marketplace. “The method and degree of analysis may vary dependent upon the circumstances surrounding a particular project (e.g., project type, risk, costs), but the description must address controls for housing projects involving eight or more units (whether new construction, rehabilitation, or reconstruction), economic revitalization projects (involving, construction, rehabilitation or reconstruction), and infrastructure projects. HUD may issue guidance to grantees and may require a grantee to verify cost reasonableness from an independent and qualified third-party architect, civil engineer, or construction manager”.

To establish the cost reasonableness of the goods and services under the CDBG-DR program, PRDOH may perform one or more of the following analyses:

- **Comparison of Proposed Costs Received as Part of a Solicitation Process:** For the CDBG-DR program PRDOH will acquire all goods and services through procurement processes such as micro purchases, small purchases, sealed bidding, and competitive proposals, among others. Adequate price competition establishes cost reasonableness. This will be the most common technique used to establish cost reasonableness, as Government procurement processes normally attract two or more offers in an independent competition for an award, which establishes current market values.
- **Comparison of Proposed Prices with Prior Solicitation Processes:** During the life cycle of the CDBG-DR grant PRDOH may procure certain goods or services in multiple instances. Also, PRDOH may procure goods or services for which, under other projects not necessarily related to CDBG-DR, similarities exist. Comparing the prices obtained through prior solicitation processes may be used to establish cost reasonableness. Depending on the timing of the prices being compared, adjustments for inflation may be required to compare data in a fair manner.
- **Comparison of Proposed Prices and Historical Contracts:** PRDOH has extensive historical contract data for previous projects performed. This data may be used by PRDOH when procuring goods or services that are similar in nature to those performed in the past to establish cost reasonableness. Depending on the timing of the prices being compared, adjustments for inflation may be required to compare data in a fair manner.

---

<sup>11</sup> 83 FR 40314; 40318.

- **Comparison of Proposed Prices with Independent Cost Estimates:** For the CDBG-DR program PRDOH will acquire all goods and services through procurement processes such as micro purchases, small purchases, sealed bidding, and competitive proposals, among others. For all of these, the procedures established by PRDOH require the User Area requesting the services to provide an independent cost estimate of the goods or services to be procured. Comparison of these independent cost estimates with proposed prices may be used to establish cost reasonableness.
- **Comparison of Proposed Prices with Prices Obtained through Market Research:** When a good or service has an established market price, whether locally or in another jurisdiction, the verification of an equal or lower price may be used to establish cost reasonableness. Also, when the market value of a specific good or service is not found, a comparison with a substantially similar good or service may also be performed to establish cost reasonableness.

## ACTION PLAN AMENDMENTS

On February 1, 2018, HUD allocated approximately \$1.5 billion of funds appropriated by Congress, through Pub. L. 115-56, to Puerto Rico to address the serious unmet recovery needs on the Island. The Federal Register Notice for that allocation was 83 FR 5844, published on February 9, 2018. The Action Plan outlining Puerto Rico's approach for those initial funds was submitted by Puerto Rico to HUD on June 14, 2018 and approved on July 29, 2018.

On April 10, 2018, HUD allocated an additional \$18.5 billion to further support recovery in Puerto Rico and to rebuild communities impacted by Hurricanes María and Irma and to protect them from major disasters in the future. The funds under this \$18.5 billion allocation can only be accessed after guidelines for their use are published by HUD in Federal Registers, and after Puerto Rico submits Action Plans outlining the use of the funds as established in the respective Registers. Approximately \$8.2 billion of those funds were announced for Puerto Rico and published in HUD program rules on August 14, 2018 in Federal Register Notice 83 FR 40314. The Notice outlined the requirements for the utilization of the \$8.2 billion, as well as the requirements for the Action Plan Substantial Amendment process.

The Federal Registers and Allocations included in the initial Action Plan and incorporated amendments are as follows:

<b>DISASTER NO.</b>	<b>ALLOCATION UNDER PUB. L. 115-56 (COVERED BY PREVIOUS NOTICE 83 FR 5844): PROGRAMS OUTLINED IN INITIAL ACTION PLAN</b>	<b>UNMET NEEDS ALLOCATION UNDER PUB. L. 115-123 (COVERED BY NOTICE 83 FR 40314): PROGRAMS OUTLINED IN ACTION PLAN AMENDMENT 1 (SUBSTANTIAL AMENDMENT)</b>	<b>UNMET NEEDS ALLOCATION UNDER PUB. L. 116-20, \$431,000,000 MADE AVAILABLE TO GRANTEEES THAT RECEIVED FUNDS FOR 2017 DISASTERS OUTLINED IN AMENDMENT 4 (SUBSTANTIAL AMENDMENT)</b>	<b>COMBINED ALLOCATION FOR UNMET NEEDS (PUB. L. 115-56 AND PUB. L. 115-123) TOTAL INCLUDED IN ACTION PLAN AMENDMENT 4</b>
<b>4336/ 4339</b>	<b>\$1,507,179,000</b>	<b>\$8,220,783,000</b>	<b>\$277,853,230</b>	<b>\$10,005,815,230</b>

This Action Plan encompasses the approximately \$10 billion allocated through Federal Registers to Puerto Rico to date, as outlined above. The remainder of the funds will be outlined by HUD in future Federal Register Notices.

### ACTION PLAN AMENDMENT 1 (SUBSTANTIAL)

The initial June 14, 2018 Action Plan for the \$1.5 billion centered on addressing urgent housing and socio-economic needs and laying the foundation for the next phase of the long-term recovery. These foundational approaches included:

1. **Planning:** Develop a roadmap of success for communities, government agencies, residents, and the private sector.
2. **Housing:** Structure programs to meet the immediate needs of the most vulnerable individuals.
3. **Economy:** Transform the current economic status by focusing efforts around recovery economic activities.
4. **Infrastructure:** Allocate a matching fund for approved FEMA and HMGP projects to meet infrastructure needs.

The Substantial Amendment for an additional \$8.2 billion allocated additional funding to the above-mentioned initiatives and expanded the scope to further benefit the development and implementation of these programs. Several of the initial programs have been adjusted by redefining, expanding, and clarifying some of the program activities. Moreover, the remaining funding available has been used to create new programs that correspond to the details of 83 FR 40314 such as “address long-term recovery and restoration of infrastructure and housing, and economic revitalization in the most impacted and distressed areas... additionally, [PRDOH] may include disaster related preparedness and mitigation measures...”.

Each program outlined in the amended plan includes cross-references to the Course of Action (COA) from the Puerto Rico Recovery Plan with which the activity corresponds. Programs have also been reviewed for consistency with the Fiscal Plan.

Action Plan Amendment 1 (Substantial Amendment) augmented the budget in the following manner:<sup>12</sup>

	First Allocation	Second Allocation	Total Current Allocation
PLANNING	\$175,250,000	\$309,743,850	\$484,993,850
HOUSING	\$1,011,570,050	\$2,850,000,000	\$3,861,570,050
ECONOMIC RECOVERY	\$145,000,000	\$1,375,000,000	\$1,520,000,000
INFRASTRUCTURE	\$100,000,000	\$1,375,000,000	\$1,475,000,000
MULTI-SECTOR	\$0	\$1,900,000,000	\$1,900,000,000

*\*Does not include administration. See complete budget in Program section.*

<sup>12</sup> 84 FR 4836 published on February 19, 2019 limited the amount of funding available for the Mortgage Catch-Up Program (Housing) and Tourism & Business Marketing Program (Economic Recovery) proposed to HUD with the submittal of the Amendment on November 16, 2018. PRDOH was required by HUD to re-program these \$190 million in a subsequent Action Plan Amendment, which was done in Amendments 2 and 3. <https://www.govinfo.gov/content/pkg/FR-2019-02-19/pdf/2019-02695.pdf>

## ACTION PLAN AMENDMENT 2 (NONSUBSTANTIAL)

On August 16, 2019, PRDOH submitted to HUD a nonsubstantial amendment to the Action Plan. The changes included in that nonsubstantial amendment are incorporated into this document, as outlined in the Summary of Changes table at the beginning of this Plan and became effective on August 23, 2019.

Action Plan Amendment 2 (Nonsubstantial Amendment) reallocated \$45 million from the Mortgage Catch-Up Program (Program previously not approved by HUD) and \$25 million from Strategic Projects and Commercial Redevelopment Program to the Home Repair, Reconstruction or Relocation (R3) Program and Workforce Training Program under the first allocation (the \$1.5 billion). In summary, the \$70 million reallocation was used to increase the R3 Program budget by \$50 million in order to meet estimated demand, as well as to increase the Workforce Training Program Budget by \$20 million under the first allocation.

## ACTION PLAN AMENDMENT 3 (NONSUBSTANTIAL)

On February 17, 2020, PRDOH submitted to HUD a nonsubstantial amendment to the Action Plan. Modifications in the amendment primarily addressed the redistribution of unallocated funds awarded to Puerto Rico through Federal Registers 83 FR 5844 and 83 FR 40314, as well as reallocation of certain program funds for priority housing and multisector programs. These budgetary modifications were tracked in the budget table as well as program profiles for the following changes:

- The \$145,000,000 previously pending reallocation was allocated across multiple programs.
- Funding was reallocated to increase the overall budget for the following programs:
  - The Home Repair, Reconstruction, or Relocation Program increased by \$800 million.
  - CDBG-DR Gap to Low Income Housing Tax Credits Program (LIHTC) increased by \$13 million.
  - City Revitalization Program increased by \$23 million.
  - Small Business Financing Program increased by \$25 million.
- Funding was reallocated from the following programs:
  - Community Energy and Water Resilience Installations Program.
  - Strategic Projects and Commercial Redevelopment Program.
  - Economic Recovery Planning Program.
  - Puerto Rico by Design program.
  - RE-GROW PR Urban-Rural Agriculture Program.

Programmatic changes included the renaming of the FEMA Coordination Program to the Non-Federal Match Program. Other programmatic changes established clarity of administrative roles to allow PRDOH to enter directly into agreements with select subrecipients in the administration of grant programs and clarify the types of entities eligible for competitive selection in the administration of projects. Programmatic changes also included technical clarifications regarding Housing and Community Development Act citations, clarification of program objectives, clarification of eligibility criteria, and clarification of priorities in the general areas of Planning, Housing, Economic, and Infrastructure recovery.

Additional changes included moving all amendment descriptions in the Executive Summary to the end of the section, as well as minor punctuation and grammar corrections. Amendment 3 also included the following language changes: (1) substituted *municipio* for municipal and *municipios* for municipality for;



(2) addressed grammatical errors replacing Maria for María, island for Island, action plan for Action Plan, federal register for Federal Register, and program for Program, when applicable; (3) updated figure and table citations and numbering; (4) spelled out commonly used acronyms when they appeared for the first time; and (5) corrected all references to DMO to the official business name and acronym “Corporation for the Promotion of Puerto Rico as a Destination, Inc., doing business as Discover Puerto Rico (DPR)”.

#### ACTION PLAN AMENDMENT 4 (SUBSTANTIAL)

The changes included in the 4<sup>th</sup> substantial amendment incorporate \$277,853,230 in additional CDBG-DR funds allocated to Puerto Rico through Federal Register 85 FR 4681 for unmet Infrastructure need.

Eligible activities as allowed under the Housing and Community Development Act of 1974 (HCDA), as amended, 42 U.S.C. § 5305 were clarified and expanded for the following Housing, Economic Development, and Infrastructure programs:

- Whole Community Resilience Program
- Agency Planning Initiatives Program
- Social Interest Housing Program
- Small Business Financing Program
- Economic Development Investment Portfolio for Growth Program
- Non-Federal Match Program (previously the FEMA Coordination Program)
- Critical Infrastructure Resilience Program
- Community Resilience Centers Program
- City Revitalization Program
- Puerto Rico by Design Program

This substantial amendment also eliminated the Mortgage Catch Up Program due to HUD limitations on funding for this activity; eliminated the Economic Recovery Program as activities for this program are encompassed in other economic recovery and planning efforts; and consolidated the Strategic Projects and Commercial Redevelopment Program under the Economic Development Investment Portfolio for Growth. Additional changes included modifications to the budget table to add a new column for allocation 3 and the relocation of LMI goal percentages to program profile pages, the update of table numbering due to the introduction of new content, revisions to a few images that correspond to text changes within the plan, the correction of Amendment 3 language to past tense, and other minor grammatical changes.

#### ACTION PLAN AMENDMENT 5 (SUBSTANTIAL)

The changes included in this substantial amendment are mainly focused on streamlining Puerto Rico’s CDBG-DR program portfolio, while still addressing identified needs, to expedite program delivery.

Eligible activities as allowed under the Housing and Community Development Act of 1974 (HCDA), as amended, 42 U.S.C. § 5305 have been clarified and expanded for the following programs:

- Puerto Rico Geospatial Framework Program (previously the Agency Planning Initiatives Program)
- Non-Federal Match Program
- City Revitalization Program

Puerto Rico Geospatial Framework Program (GeoFrame) objectives and activities have been expanded to include the scope proposed by the Fiscal Oversight and Management Board for Puerto Rico (FOMB). Among the changes to this program are:

- The creation of a comprehensive data system, online portals for mapping and map analyses, and cohesive set of spatial data infrastructure tools to support all aspects of Puerto Rico’s ongoing recovery and resilience.
- To support a comprehensive, cohesive Spatial Data Infrastructure (SDI) for Puerto Rico.
- To compile, collect and create the data necessary to develop a complete, standardized Geographic Information System (GIS) database and mapping portal.
- Give the program a new name that better describes the scope, objectives and activities of the program.

Non-Federal Match Program has been expanded to undertake activities from the Critical Infrastructure Resilience Program. PRDOH has found that the compatibility of these two programs makes them ideal candidates for consolidation. By broadening the activities under the Non-Federal Match Program, the administrative burden for entities applying to new program is reduced, making the implementation of these programs more efficient.

City Revitalization Program has been expanded to allow for the creation of Community Resilience Centers setting aside funds for this specific activity. As the City Revitalization Program has been deployed, consolidating the Community Resilience Centers activity into the program would expedite the development of Community Resiliency Centers.

This substantial amendment also eliminates the Construction and Commercial Revolving Loan Program (CCRL), Multifamily Reconstruction, Repair, and Resilience Program (Multifamily R3) and Puerto Rico by Design Program. CCRL was initially focused on providing grants and loans to contractors to assist in their capacity building. PRDOH has decided to focus the assistance in these two streams of funding: grants under Small Business Financing Program and loans in Economic Development Portfolio for Growth Program. Additionally, PRDOH has been able to procure Construction Managers with enough capacity to quickly undertake construction activities for disaster recovery sooner than waiting for full implementation of the CCRL program. Funds from CCRL are being reallocated into the Workforce Training Program and Small Business Incubators and Accelerators Program.

The LIHTC Program includes the construction of affordable new multifamily units. As the LIHTC Program is currently underway, reallocating the Multifamily Reconstruction, Repair, and Resilience Program (Multifamily R3) funds into this program maximizes leverage for quick and efficient program delivery.

Reallocation of funds from the Puerto Rico by Design Program into the Non-Federal Match Program is needed to broaden the possibilities of assistance in the infrastructure sector. Being infrastructure the backbone of a resilient Puerto Rico and the foundation for economic development, PRDOH takes the Non-Federal Match Program as one of the priorities from the infrastructure sector.

Additional changes in this amendment include the clarification on eligibility criteria and program description of the following programs:

- Community Energy and Water Resilience Installations Program

- Small Business Financing Program
- Small Business Incubators and Accelerators Program
- Workforce Training Program
- Tourism and Business Marketing Program
- Economic Development Investment Portfolio for Growth Program

### **ACTION PLAN AMENDMENT 6 (NONSUBSTANTIAL)**

Modifications in this amendment are focused to reallocate \$250,000,000 funds into the CDBG-DR Gap To Low Income Housing Tax Credits Program (LIHTC) for preservation, rehabilitation, or qualified new construction projects that are part of a comprehensive plan to redevelop, replace and/or rehabilitate existing Puerto Rico Public Housing Administration's affordable housing inventory. These budgetary modifications are tracked in the budget table as well as in the profiles of the programs.

Programmatic changes include the elimination of the rounds in the City Revitalization Program to expedite program delivery, the assignment of funds for the San Juan and Mayagüez municipal governments for the redevelopment of urban areas surrounding the University of Puerto Rico (UPR), Río Piedras and Mayagüez campuses, and to express that the Community Resilience Centers projects will be undertaken by a subrecipient. Main amendments to the Home Repair, Reconstruction, or Relocation (R3) Program included in this iteration aim to ease applicant responsibilities after receiving assistance from the Program. These changes include the reduction of the affordability period for reconstruction and relocation activities, from fifteen (15) years to five (5) years, the elimination of the Housing Quality Standard (HQS) requirement for existing replacement homes, and the inclusion of clarifying language.

Additional changes include the elimination of the table that listed how funding allocations per program sector changed from each iteration of the Action Plan. It has been replaced with a table that shows how funding has been reallocated per program sector in this iteration of the Action Plan.





## SUMMARY OF HURRICANE IMPACT

The 2017 hurricane season brought insurmountable devastation to Puerto Rico when in the month of September, the Island experienced Category five (5) and four (4) hurricanes, Hurricane Irma and Hurricane María. Hurricane María was the most devastating natural disaster to hit Puerto Rico since San Felipe made landfall nine decades ago in 1928. Since that time, the population has doubled in size from 1.5 million residents compared to today's population of 3.4 million.

Hurricane Irma made landfall on September 6, 2017 as a Category five (5) hurricane with winds up to 100 miles per hour. The hurricane cut power to an estimated two-thirds of the main Island, leaving communities ravaged. Just two (2) weeks later, Hurricane María made landfall on September 20, 2017 as a Category four (4) hurricane measuring 35 miles in width, making direct impact with the 35-mile wide island. Hurricane María impacted the entirety of Puerto Rico with recorded winds up to 155 miles an hour, river surges up to 47 feet, massive mudslides, and localized catastrophic flooding reaching up to 38 inches. An estimated 64 lives were immediately lost in the hurricane with over two thousand more lost to secondary conditions caused by lack of power, contaminated water sources, and limited to no access to healthcare services. Today, the majority of the Island's power has been restored, however recurring outages are possible due to the ongoing fragility of the grid.

Inundated by back-to-back hurricanes, Puerto Rico experienced 100% impact from Hurricane María just two (2) weeks after surviving regional impact from Hurricane Irma. The subsequent impact of these hurricanes compounded damage to the Island leaving extremely vulnerable housing structures extensively damaged or completely leveled in almost every municipality.<sup>13</sup>

<sup>13</sup> From the U.S. Census, "The primary legal divisions of Puerto Rico are termed 'municipios.' For data presentation purposes, the Census Bureau treats a municipio as the equivalent of a county in the United States." [https://www2.census.gov/geo/pdfs/reference/guidestloc/pr\\_gslcg.pdf](https://www2.census.gov/geo/pdfs/reference/guidestloc/pr_gslcg.pdf) The term municipality is used to represent "municipio" throughout this plan, however readers should not infer that a municipality is an incorporated



As a US territory located 1,000 miles from the mainland states, the Puerto Rico archipelago is isolated from the continental US and depends heavily on maritime commerce for major resources. Hurricane warnings were issued 37 hours<sup>14</sup> before landfall, but due to the severity of Hurricane María and the trajectory of the hurricane, first responders were unable to preposition relief resources. Relief efforts and immediate aid were further delayed by up to three days due to the shutdown of significantly damaged seaports and airports.

The geography of the main Island further complicated relief efforts. Stretching 100 miles across and 35 miles north to south, the Island is covered with vastly different terrain: rainforest, deserts, beaches, caves, oceans and rivers. Puerto Rico has three (3) main physiographic regions: the mountainous interior which covers approximately 60% of the Island, the coastal lowlands, and the karst area characterized by underground drainage systems with sinkholes and caves. There are over 50 rivers and 60 watersheds that surged with flood waters when María hit.



According to data gathered by FEMA Individual Assistance (FEMA IA) Program, hurricanes Irma and María caused damage to an estimated 1,138,843<sup>15</sup> homes, the collapse or severe obstruction of numerous roads, and loss of power across the entire Island. Post-hurricane conditions have only complicated relief efforts as residents had been left without essential services including power and clean water.

place equivalent to a city. Also, for purposes of all maps, Isla de Mona is represented as part of the municipio of Mayagüez for GIS purposes based on municipio-level data.

<sup>14</sup> National Hurricane Center Tropical Cyclone Report, Hurricane Maria, April 10, 2018 [https://www.nhc.noaa.gov/data/tcr/AL152017\\_Maria.pdf](https://www.nhc.noaa.gov/data/tcr/AL152017_Maria.pdf)

<sup>15</sup> FEMA Individual Assistance data, as of September 2018

The National Oceanic and Atmospheric Administration (NOAA) recorded Hurricane María winds that reached up to 155 mph in the City of San Juan. Early estimates accurately captured extreme wind and rain threats, and a hurricane trajectory to impact the Island head-on before proceeding northwest to the mainland US. Puerto Rico sustained hurricane force winds sweeping at maximum strength first through the islands of Vieques and Culebra then the northeast coast before sweeping westward across the main Island.

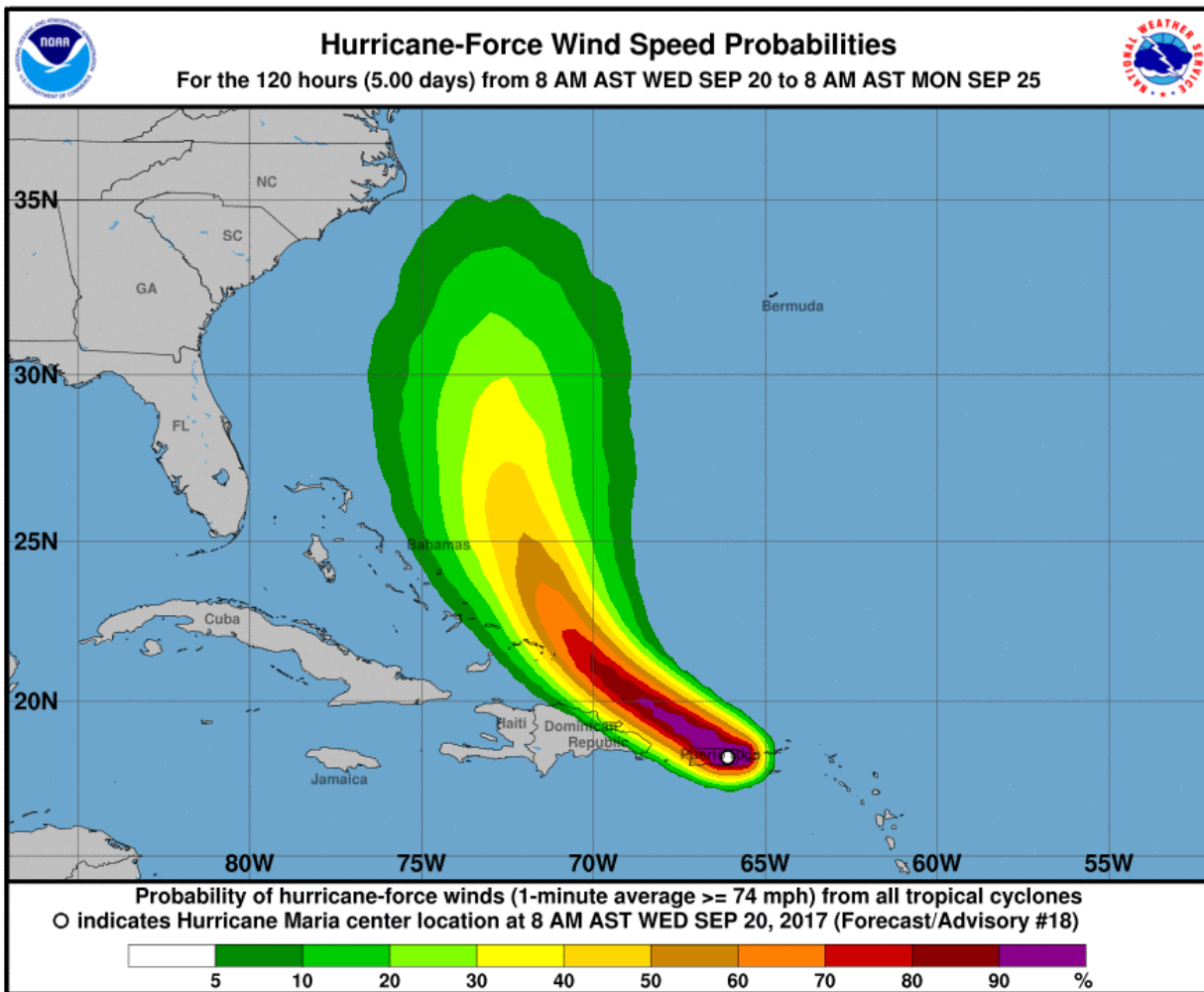


Figure 1. Hurricane María Wind Probabilities, image courtesy of NOAA



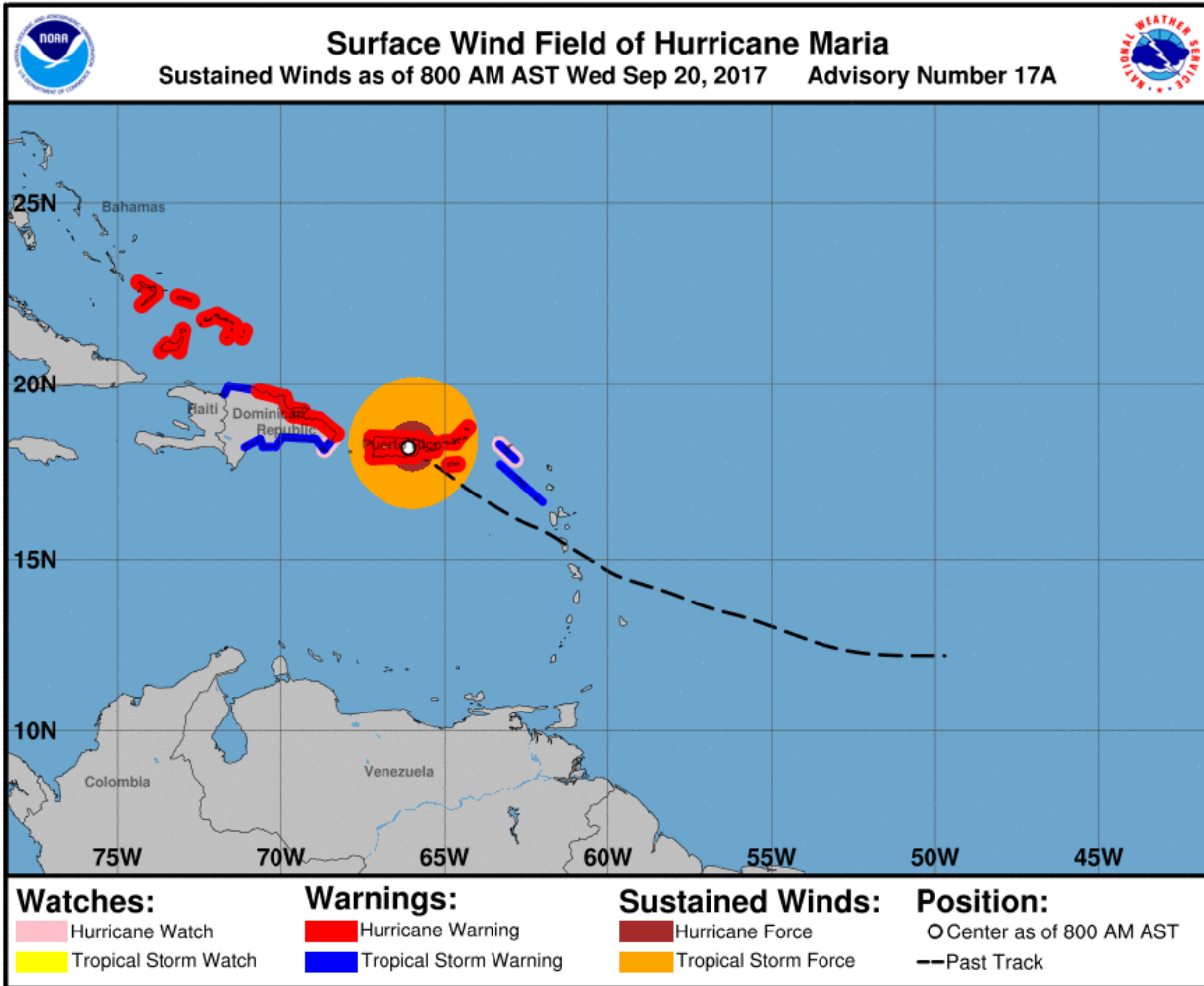


Figure 2. Hurricane María Wind Prediction, image courtesy of NOAA

Hurricane conditions were so extreme, surface observation from NOAA land stations across the Island became overburdened and failed during the hurricane.<sup>16</sup> Wind and rain collapsed weak homes and buildings, uprooted trees, and lashed fragile power lines in every corner of the Island causing a complete blackout.




Figure 3. NOAA Image of Hurricane María Maximum Wind Gusts

Severe flooding and mudslides occurred in every interior mountainous region of the Island. Mudslides and sinkholes left communities unrecognizable and, in many cases, inaccessible. Flooding reached record levels washing away cars, homes and leaving inches of threatening, stagnant water in the aftermath. The most significant flooding occurred immediately around the La Plata River<sup>17</sup> located on the northern coast of the Island and continued to build at peak levels around the southern interior of the main Island. The lethal combination of flooding and weakened infrastructure caused a complete failure of the Guajataca Dam which was designed to hold back floodwater from a reservoir located between the municipalities of San Sebastián, Quebradillas, and Isabela.

<sup>16</sup> National Hurricane Center Tropical Cyclone Report, Hurricane Maria, April 10, 2018 [https://www.nhc.noaa.gov/data/tcr/AL152017\\_Maria.pdf](https://www.nhc.noaa.gov/data/tcr/AL152017_Maria.pdf)

<sup>17</sup> National Hurricane Center Tropical Cyclone Report, Hurricane Maria, April 10, 2018 [https://www.nhc.noaa.gov/data/tcr/AL152017\\_Maria.pdf](https://www.nhc.noaa.gov/data/tcr/AL152017_Maria.pdf)

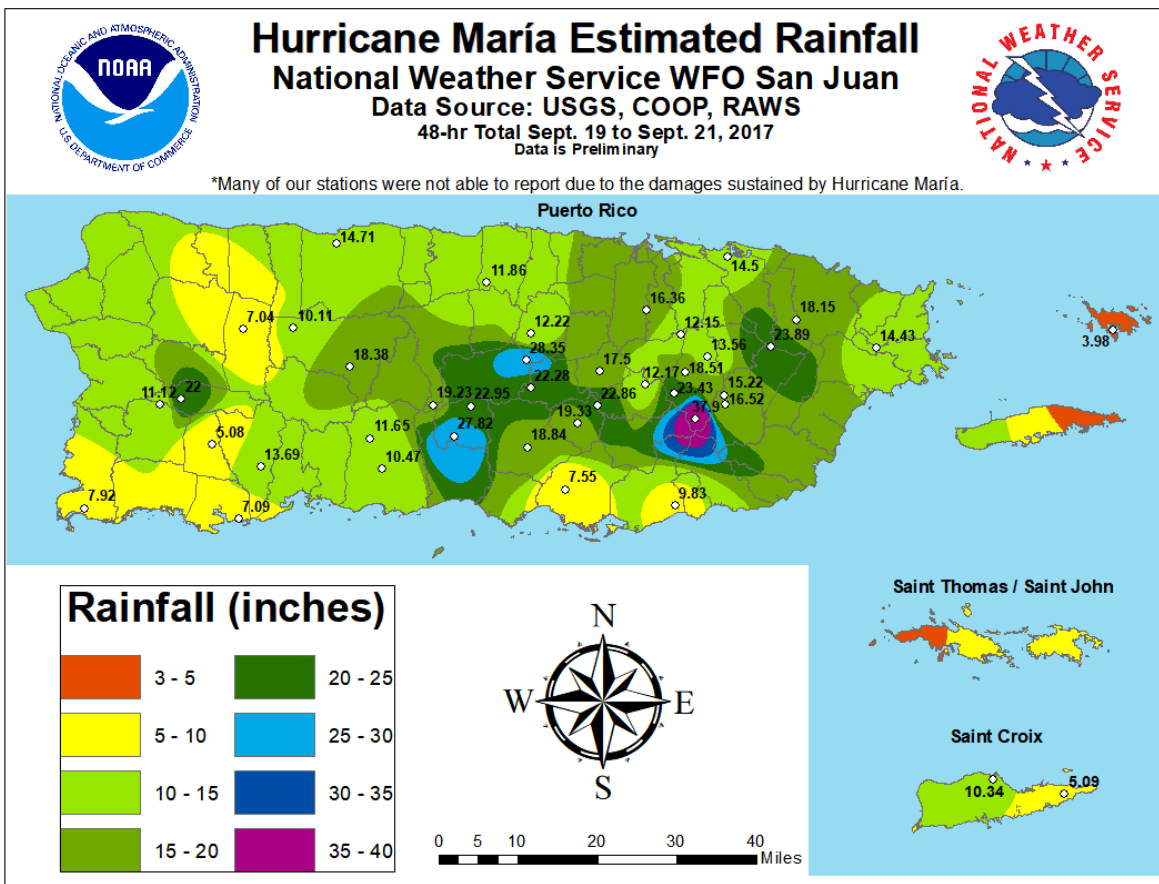


Figure 4. Hurricane María Rainfall, image courtesy of NOAA

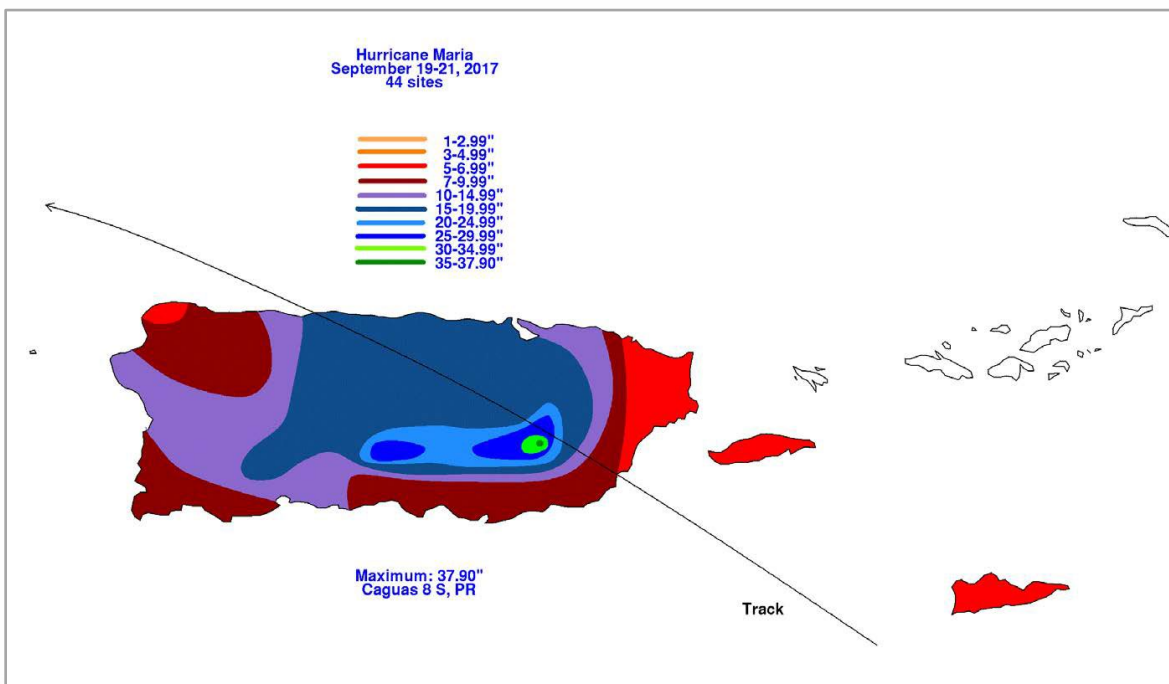


Figure 5. Hurricane total rainfall (inches) from Hurricane María. Figure courtesy of David Roth, NOAA Weather Prediction Center

The National Hurricane Center (NHC) recorded hurricane surge levels that reached maximum inundation<sup>18</sup> at 6 to 9 feet above ground level along the coasts of the Humacao, Naguabo, and Ceiba municipalities. The United States Geological Survey (USGS) data suggests maximum inundation level along the immediate eastern shoreline reached as high as 9 feet. Measurements along the southeastern coast reached 4 to 7 feet in the municipalities of Yabucoa, Maunabo, Patillas, and Arroyo. Along the northeastern coast in the municipalities of Ceiba and Fajardo, and much of the southern coast from Ponce eastward, inundation levels reached three (3) to five (5) feet.<sup>19</sup>

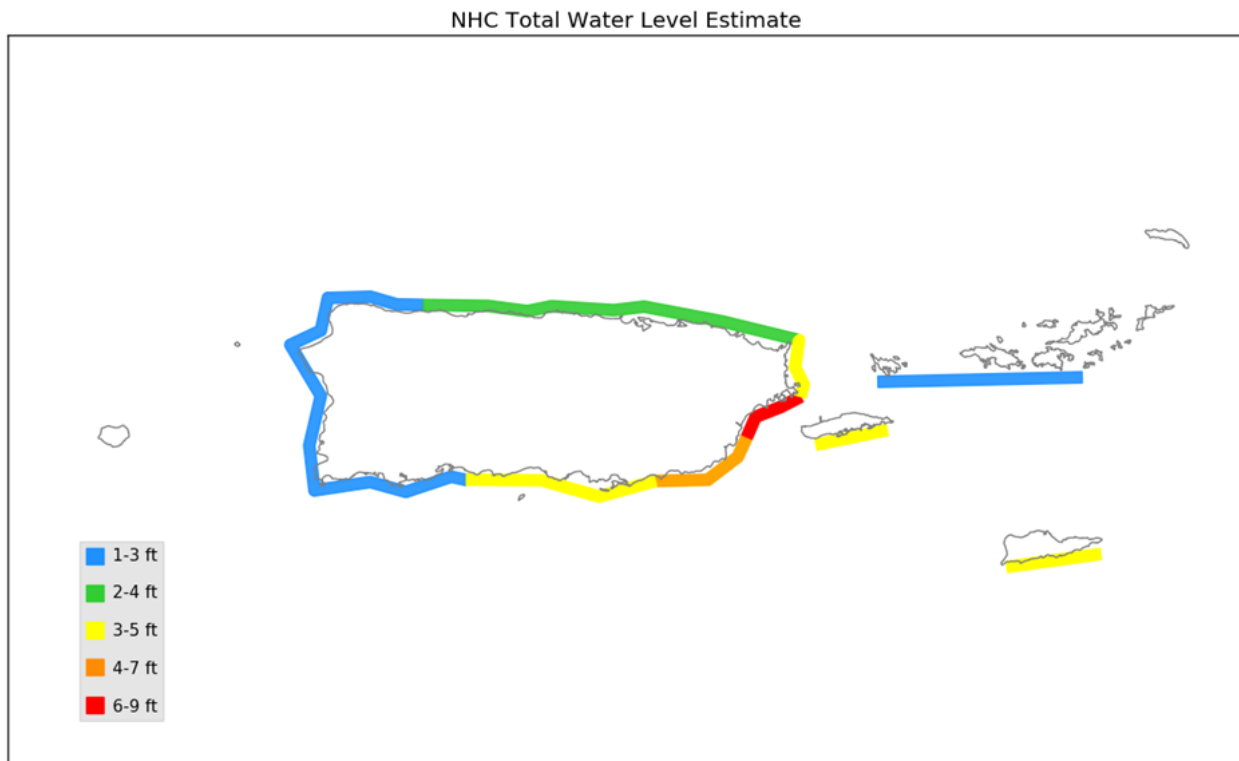


Figure 6. Estimated hurricane surge inundation (feet above ground level) based on an analysis of water level observations along the coasts of Puerto Rico and the U.S. Virgin Islands from Hurricane María. Image courtesy of the National Hurricane Center Hurricane Center

<sup>18</sup> Inundation is the total water level that occurs on normally dry ground as a result of the hurricane tide and is expressed in terms of height above ground level.

<sup>19</sup> National Hurricane Center Tropical Cyclone Report, Hurricane Maria, April 10, 2018 [https://www.nhc.noaa.gov/data/tcr/AL152017\\_Maria.pdf](https://www.nhc.noaa.gov/data/tcr/AL152017_Maria.pdf)

# PUERTO RICO DISASTER RECOVERY PROGRAM

## LEADING A TRANSPARENT AND COORDINATED RECOVERY

Puerto Rico is implementing a whole community approach to recovery. The Puerto Rican administration has established interagency coordination and fiscal oversight to support planning for long-term recovery and reconstruction, and to protect federal investment in the islands. The Central Office of Recovery, Reconstruction, and Resilience (COR3), established by Administrative Bulletin OE-2017-65 under the existing Puerto Rico Public-Private Partnerships Authority (P3), acts as the oversight function for the Governor's Office to verify compliance of the use of all disaster recovery grant funding, including, but not limited to: FEMA 428, USDA and CDBG-DR. The COR3 office maintains an oversight and coordination role across all federal funding streams.

PRDOH retains responsibility before HUD for grant management, implementation and compliance of programs funded through CDBG-DR. Information on funds usage and outcomes are reported to the COR3 for integration into island-wide recovery operations. The COR3 oversees the development of Puerto Rico's Economic and Disaster Recovery Plan, as required by Section 21210 of the Bipartisan Budget Act of 2018, Pub. L. 115-123 (the "Act"). In coordination with the Federal Emergency Management Agency (FEMA), through the appointed Federal Coordinating Officer, COR3 provides updates to Congress on the progress of developing the 12 and 24-month Economic and Disaster Recovery Plans, of which this CDBG-DR Action Plan is a part.

In addition to regular coordination with COR3, PRDOH coordinated with local governments serving the most impacted and distressed areas, federal partners, Puerto Rican agencies, civic organizations, and the public in the development of this Action Plan. This intense coordination has been essential to developing a grounded plan within the strict timelines stipulated by HUD. Noteworthy collaborators on this CDBG-DR Action Plan include: The Governor's Office, COR3, and the Puerto Rico Public Housing Administration (PRPHA).



GOVERNMENT OF PUERTO RICO  
Public Housing Administration

PRDOH will remain in close coordination with COR3 and other agencies throughout the development and implementation of the CDBG-DR recovery strategy.

Building on the work of non-profits and grassroots organizations who have spent months working alongside residents and community leaders has allowed PRDOH to quickly mobilize and inform this plan. The participation of different levels of stakeholders at the federal, state and local levels has provided PRDOH with high-value input based on analyses performed through the lens of each stakeholder sector. The work of these overarching non-profit and civic organizations is even more important since the magnitude of the disaster makes it impossible for PRDOH to coordinate directly with each impacted resident. A full list of participants can be found in the Citizen Participation section of this Action Plan.

## WHOLE COMMUNITY APPROACH & INTEGRATED PLANNING

Puerto Rico's devastation has been met with an outpouring of philanthropy, international response, and the assistance of domestic disaster recovery and grant compliance experts and technicians. This

community response has provided Puerto Rico with expert insight into a true resiliency-based recovery. Through integrated planning, government reform, public engagement, and a 21<sup>st</sup> century approach based on technological innovation, Puerto Rico will leverage its intellectual and physical resources to maximize federal investment in the Island. Puerto Rico has collaborated with recovery leaders from all sectors working together to synthesize a multitude of data and research and leverage valuable partnerships for public benefit.

A multitude of civic stakeholders have played key roles in the immediate recovery efforts, including but not limited to the Puerto Rico Community Foundation, the Foundation for Puerto Rico, United for Puerto Rico, and the Puerto Rico Recovery Fund.<sup>20</sup> These organizations have channeled philanthropic donations totaling over \$40 million dollars to communities in need in the form of water and supplies, business support, wi-fi connectivity, critical care and community support. They will continue to play a key role in the long-term rebirth of the Island.

Additionally, the Resilient Puerto Rico Commission, supported by the Rockefeller Foundation, together with the Ford Foundation and Open100% Society Foundations, has been working with communities to assess the extent of the damage, identify stressors, and envision solutions to address and help strengthen the Island in an equitable, sustainable fashion. This includes partnering with the Network of Puerto Rico Foundations (Red de Fundaciones de Puerto Rico) to aid the recovery of a network of local non-governmental organizations (NGOs). This partnership supported the initial damage assessment, the Build Back Better report, commissioned by the Governor and submitted to the President in February 2018. Rockefeller has also supported extensive public engagement through an island-wide campaign called Re-Imagine Puerto Rico designed to solicit resident input through multiple forms of communication.<sup>21</sup>

From an interagency perspective, COR3 is leading the collaborative development of a 12 and 24-month Economic and Disaster Recovery Plan, due to Congress in 180 days of the Bipartisan Budget Act of 2018, Pub. L. 115-123 (August 2018). In its first and second report to Congress, COR3 reported significant progress coordinating with FEMA and local stakeholders to develop Planning categories that stem from FEMA's National Disaster Recovery Framework (NDRF) and expanded criteria to twelve (12) priority sectors for a comprehensive Recovery Plan. Working with state sector leads, COR3 is guiding a shared vision for Puerto Rico's future along the following five (5) broad elements: 21<sup>st</sup> Century Infrastructure, Sustainable Economic Growth, Fiscal Responsibility & Government Efficiency, Partnership with State and Federal Government, and Increased Commerce and Trade.<sup>22</sup> These elements are incorporated into the CDBG-DR eligible programs contained within these pages.

PRDOH is part of the Puerto Rico Housing Task Force comprised of government leaders to collaborate and advise in three critical areas: informal and substandard housing solutions, foreclosure prevention and mitigation, and flood zone impact. These subcommittees meet on a regular basis to discuss in depth environmental conditions on the ground in Puerto Rico, drivers of resilience and policy solutions, and deliver actionable solutions for Puerto Rico's recovery. The work accomplished in these committees was

<sup>20</sup> More information on each of these organizations can be found at: Puerto Rico Community Foundation <https://www.fcpr.org/que-es-una-fundacion/>, Foundation for Puerto Rico <https://www.foundationforpuertorico.org/>, United for Puerto Rico <https://www.unidosporpuertorico.com/>, and the Puerto Rico Recovery Fund <https://www.puertoricorecoveryfund.com/>

<sup>21</sup> Rockefeller, Open Society, and Ford Foundations Announce Efforts to Help Puerto Rico Rebound and Rebuild, November 16, 2017, <https://www.rockefellerfoundation.org/about-us/news-media/rockefeller-open-society-ford-foundations-announce-efforts-help-puerto-rico-rebound-rebuild/> <https://www.rockefellerfoundation.org/about-us/news-media/rockefeller-open-society-ford-foundations-announce-efforts-help-puerto-rico-rebound-rebuild/>

<sup>22</sup> Letter to Congressional Leadership [https://recovery.pr/tpbackend\\_prod/api/document/download/425](https://recovery.pr/tpbackend_prod/api/document/download/425)



incorporated into the Economic plan developed under COR3 purview and is incorporated into this CDBG-DR Action Plan.

### THIRD SECTOR AND CIVIC VISIONS FOR RECOVERY

Referenced within these pages are reports, well-researched studies, and project requests compiled and/or sponsored by non-profit organizations, advocacy groups, municipalities, the private sector, and government agencies. The voice of Puerto Rico and its people are strongly represented in these high-quality research reports and therefore incorporated into this action plan as part of the unmet needs assessment.

Several of the most broadly-applicable reports include:

#### *CHILD AND YOUTH WELL BEING INDEX, 2018, YOUTH DEVELOPMENT INSTITUTE*

The non-profit organization, Youth Development Institute, published the “Child and Youth Well Being Index, 2018” which examines living conditions of children and youth between the ages of 0 and 21. The organization also published the report “Child Poverty: A Great Abyss for the Puerto Rican Economy,”<sup>23</sup> referenced within these pages.

#### *SUMMARY COUNTING OF HOMELESS, 2017, DEPARTMENT OF THE FAMILY*

Puerto Rico Department of the Family completed a four-phase, seven-day study to interview a sample of homeless persons in Puerto Rico published in the “Resumen Conteo De Personas Sin Hogar, 2017”<sup>24</sup> (Summary Count of Homeless Persons, 2017, in its English translation).

#### *HOUSING INDUSTRY SITUATION, PUERTO RICO BUILDER’S ASSOCIATION*

The Puerto Rico Builder’s Association, in partnership with Estudios Técnicos Inc., completed a housing study<sup>25</sup> to document housing market conditions and formulate public policy recommendations. The study evaluates main indicators of the housing industry and addresses problems Puerto Ricans face in access to housing. Because the preparation of this report coincided with hurricanes Irma and María, the study also recommends mechanisms to address post-hurricane housing challenges.

#### *PROGRESS REPORT ON THE IMPACT OF HURRICANE MARÍA ON THE ECONOMY OF PUERTO RICO*

A report prepared by the Planning Board of Puerto Rico, which analyzes economic impact to public services by analyzing physical damage, loss of income, and making adjustments for any increases in income since the time of the hurricane. The Puerto Rico Planning Board is responsible for measuring and reporting on economic activity in Puerto Rico.<sup>26</sup>

#### *PUERTO RICO POST-MARIA, 2018, CENTER FOR PUERTO RICAN STUDIES, CITY UNIVERSITY OF NEW YORK*

This report explores measurable impacts of Hurricane María on the Puerto Rican population utilizing data published up to February 2018 and focuses particularly on out-migration. The Center also manages an online clearinghouse to support disaster relief and recovery efforts.<sup>27</sup>

<sup>23</sup> Child Poverty: A Great Abyss for the Puerto Rican Economy, Youth Development Instituted, included in the appendices.

<sup>24</sup> Summary Counting of Homeless, 2017, Department of the Family, included in the appendices.

<sup>25</sup> Housing Industry Situation, Puerto Rico Builders’ Association, included in the appendices.

<sup>26</sup> Economic Report to the Governor 2017, Planning Board of Puerto Rico, included in the appendices.

<sup>27</sup> Puerto Rico Post-Maria, Rebuild Puerto Rico Report, City University of New York, Center for Puerto Rican Studies, included in the appendices.

*REIMAGINE PUERTO RICO, CITIZEN PARTICIPATION PROJECT, 2018*

A report of focus group activities conducted in February and March 2018 involving more than 500 participants engaged through multiple discussion platforms. The project worked with leaders, communities and experts to create a set of recommendations to help guide recovery so that Puerto Rico becomes stronger and more resilient in the long term.<sup>28</sup>

*PROJECT REQUESTS COLLECTED THROUGH PUBLIC ENGAGEMENT*

Promptly after Federal Register 83 FR 5844 was published, PRDOH conducted public hearings across the Island to solicit input. As of May 2, 2018, a total of 71 municipalities (91% of all municipalities) and 65 other participants submitted written comments. Public hearing information and a history of public response can be found on the PRDOH website <http://www.cdbg-dr.pr.gov/public-hearings/>. A summary of responses containing funding requests as of May 2, 2018 by recovery area is shown in the chart below. Due to the cumulative size of submitted comments, a full public participation package can be found in a separate published volume that will be submitted to HUD as part of the official record and will reside here on the PRDOH public website: <http://www.cdbg-dr.pr.gov/action-plan/>.

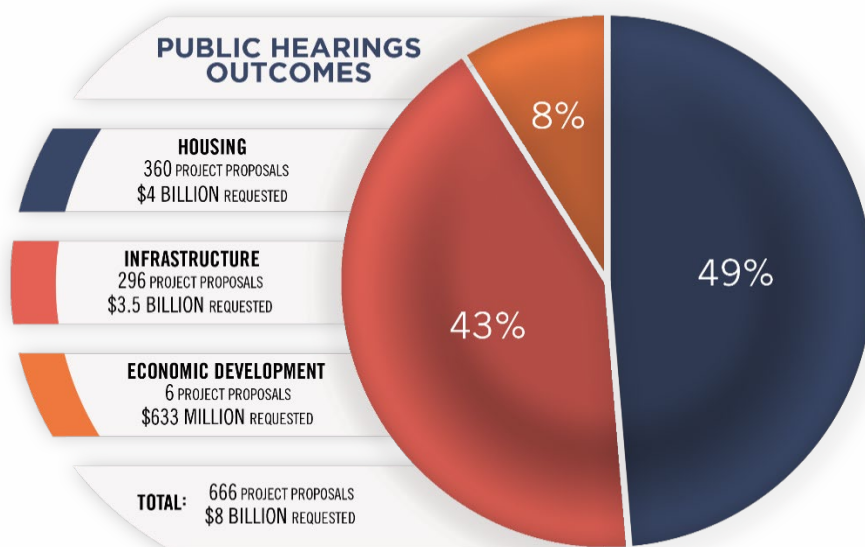


Figure 7. Summary of public hearing outcomes as of 5/2/18. (Subject to change as proposals are amended. Total includes 4 uncategorized projects)

Public respondents submitted project requests in the areas of housing, economic, and infrastructure recovery. At this early stage of recovery, these projects have been reviewed and considered as part of the overall need and were key components of how the programs were designed. As these projects are further reviewed for impact tied to the hurricanes, and assessed for final costs for repair, they will be further considered for inclusion in the community’s recovery profile as additional funds are made available. The

<sup>28</sup> ReImagine Puerto Rico, Citizen Participation Project 2018, included in the appendices

recovery approaches proposed throughout the public engagement period are reflected in the following charts and were central to the formation of the program design outlined in this plan.

### Housing Projects Proposed



Figure 8. Housing projects proposed through public engagement

### Economic Development Projects Proposed

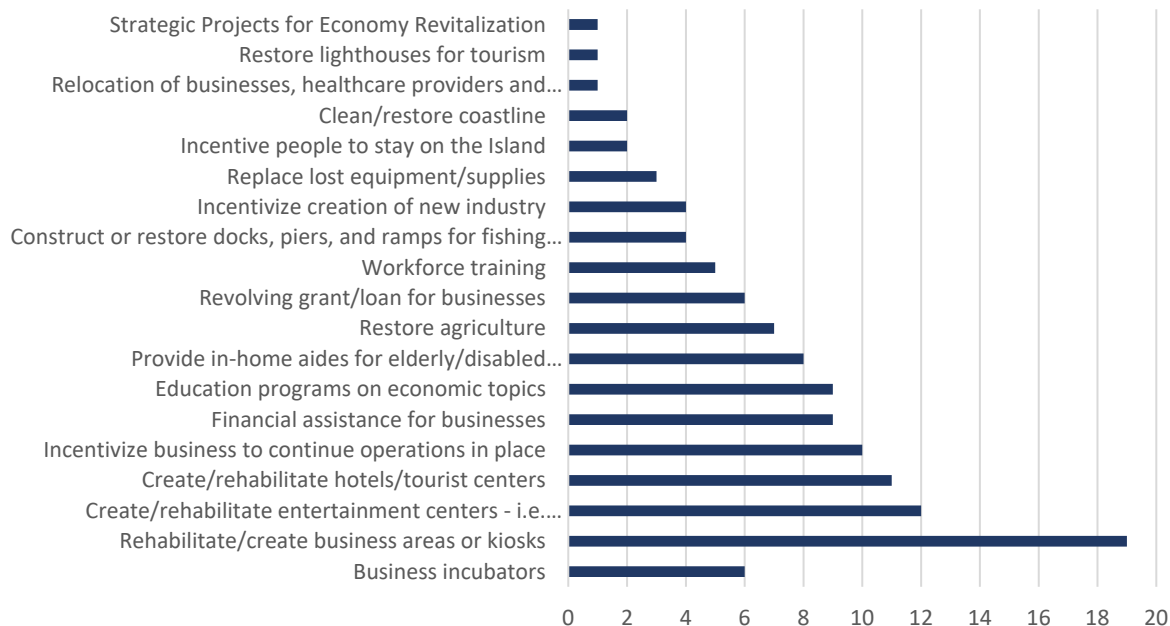


Figure 9. Economic projects proposed through public engagement



### Infrastructure Projects Proposed

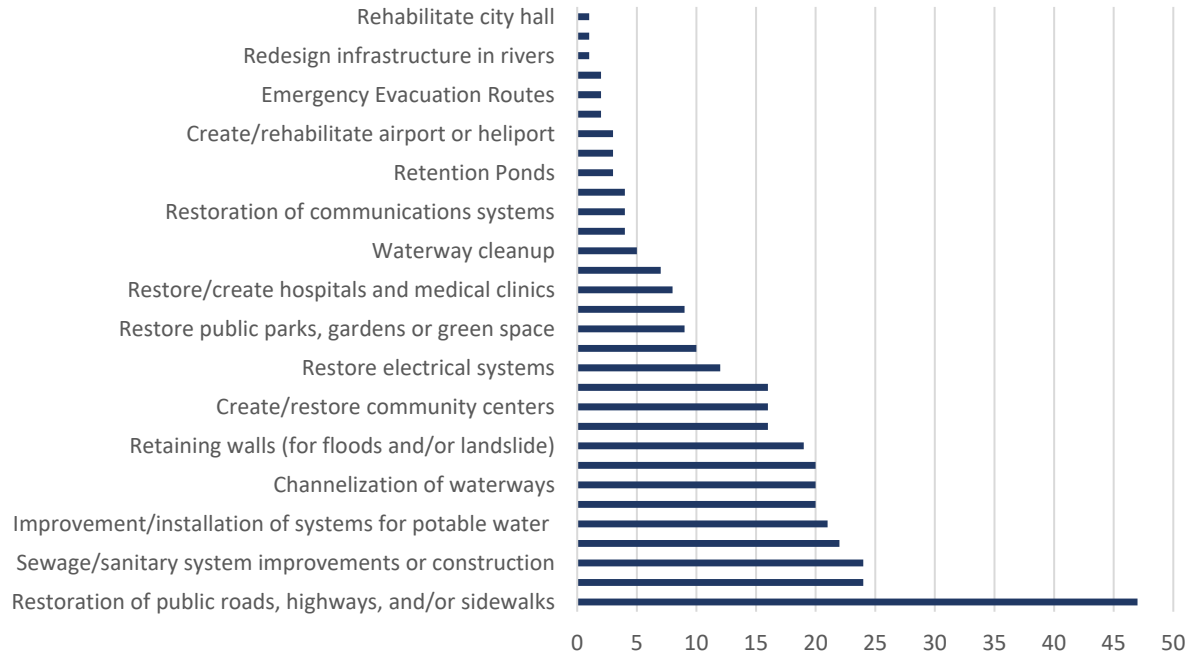


Figure 10. Infrastructure projects proposed through public engagement



**COMMUNITY PROFILE: SUMMARY OF IMPACT AND PRESIDENTIALLY DECLARED AREAS**

The current recovery effort is for both Hurricanes Irma and María. Thirty-three (33) of the Island’s municipalities were declared disaster areas in both of these hurricanes.

Striking two-weeks before Hurricane María, Hurricane Irma impacted the Island as a Category 5 hurricane leaving over 1 million residents without power. On September 5, 2017, in anticipation of the hurricane’s path and severity, Governor Rosselló requested prepositioned aid and approval of FEMA Individual and Public Assistance pending impact of the hurricane. The President responded and issued a disaster declaration on September 10, 2017 for Individual and Public Assistance in the following jurisdictions:<sup>29</sup>

<b>Hurricane Irma Designated Individual and Public Assistance (DR-4336)</b>		
<b>Designated Individual Assistance</b>		
<b>Canóvanas</b>	<b>Fajardo</b>	<b>Vega Baja</b>
<b>Cataño</b>	<b>Loíza</b>	<b>Vieques</b>
<b>Culebra</b>	<b>Luquillo</b>	
<b>Dorado</b>	<b>Toa Baja</b>	
<b>Designated Public Assistance</b>		
<b>Adjuntas</b>	<b>Culebra</b>	<b>Naguabo</b>
<b>Aguas Buenas</b>	<b>Dorado</b>	<b>Orocovis</b>
<b>Barranquitas</b>	<b>Guaynabo</b>	<b>Patillas</b>
<b>Bayamón</b>	<b>Gurabo</b>	<b>Quebradillas</b>
<b>Camuy</b>	<b>Hatillo</b>	<b>Salinas</b>
<b>Canóvanas</b>	<b>Jayuya</b>	<b>San Juan</b>
<b>Carolina</b>	<b>Juncos</b>	<b>Utua</b>
<b>Cataño</b>	<b>Las Piedras</b>	<b>Vega Baja</b>
<b>Ciales</b>	<b>Loíza</b>	<b>Vieques</b>
<b>Comerío</b>	<b>Luquillo</b>	<b>Yauco</b>

Table 1. Hurricane Irma Eligible FEMA Jurisdictions

<sup>29</sup> Presidential Disaster Declaration for Hurricane Irma, <https://www.whitehouse.gov/briefings-statements/president-donald-j-trump-approves-puerto-rico-disaster-declaration/>



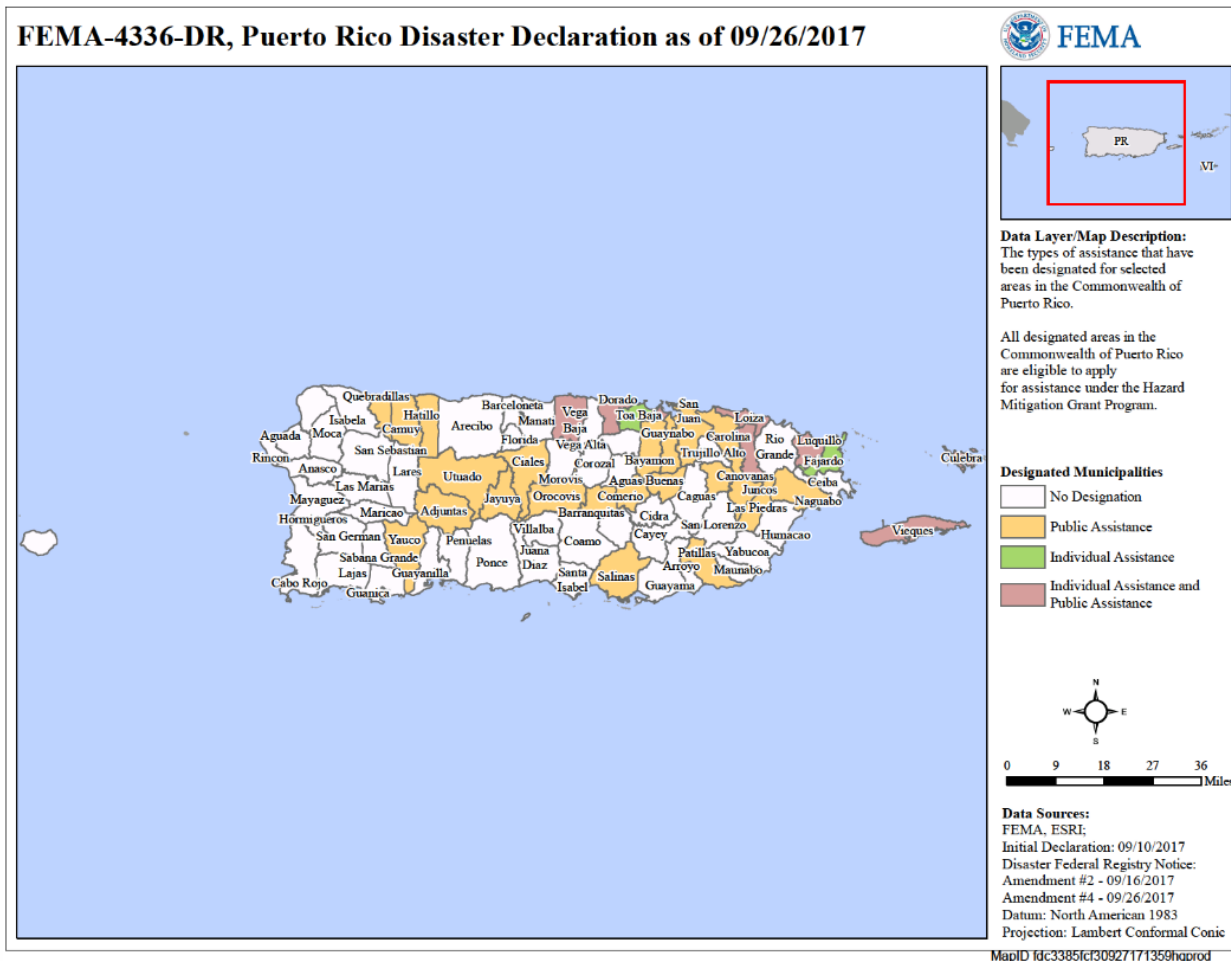


Figure 11. FEMA map of Public and Individual Assistance for Hurricane Irma

On September 20, 2017, the day Hurricane María made impact, Governor Ricardo Rosselló requested an expedited presidential declaration for Individual Assistance and assistance for debris removal and emergency protective measures (Categories A and B), including direct federal assistance under the Public Assistance program for all 78 municipalities and Hazard Mitigation throughout Puerto Rico. The severity, magnitude and trajectory of the hurricane warranted the need for supplemental Federal assistance prior to the completion of joint Federal, State, and local government Preliminary Damage Assessments (PDAs).<sup>30</sup>

<sup>30</sup> [https://www.fema.gov/sites/default/files/2020-03/FEMA4339DRPR\\_Expedited.pdf](https://www.fema.gov/sites/default/files/2020-03/FEMA4339DRPR_Expedited.pdf)

<b>Hurricane María                      FEMA Individual and Public Assistance                      (DR-4339)</b>		
<b>Adjuntas</b>	<b>Fajardo</b>	<b>Naguabo</b>
<b>Aguada</b>	<b>Florida</b>	<b>Naranjito</b>
<b>Aguadilla</b>	<b>Guánica</b>	<b>Orocovis</b>
<b>Aguas Buenas</b>	<b>Guayama</b>	<b>Patillas</b>
<b>Aibonito</b>	<b>Guayanilla</b>	<b>Peñuelas</b>
<b>Añasco</b>	<b>Guaynabo</b>	<b>Ponce</b>
<b>Arecibo</b>	<b>Gurabo</b>	<b>Quebradillas</b>
<b>Arroyo</b>	<b>Hatillo</b>	<b>Rincón</b>
<b>Barceloneta</b>	<b>Hormigueros</b>	<b>Rio Grande</b>
<b>Barranquitas</b>	<b>Humacao</b>	<b>Sabana Grande</b>
<b>Bayamón</b>	<b>Isabela</b>	<b>Salinas</b>
<b>Cabo Rojo</b>	<b>Jayuya</b>	<b>San Germán</b>
<b>Caguas</b>	<b>Juana Díaz</b>	<b>San Juan</b>
<b>Camuy</b>	<b>Juncos</b>	<b>San Lorenzo</b>
<b>Canóvanas</b>	<b>Lajas</b>	<b>San Sebastián</b>
<b>Carolina</b>	<b>Lares</b>	<b>Santa Isabel</b>
<b>Cataño</b>	<b>Las Marías</b>	<b>Toa Alta</b>
<b>Cayey</b>	<b>Las Piedras</b>	<b>Toa Baja</b>
<b>Ceiba</b>	<b>Loíza</b>	<b>Trujillo Alto</b>
<b>Ciales</b>	<b>Luquillo</b>	<b>Utua</b>
<b>Cidra</b>	<b>Manatí</b>	<b>Vega Alta</b>
<b>Coamo</b>	<b>Maricao</b>	<b>Vega Baja</b>
<b>Comerío</b>	<b>Maunabo</b>	<b>Vieques</b>
<b>Corozal</b>	<b>Mayagüez</b>	<b>Villalba</b>
<b>Culebra</b>	<b>Moca</b>	<b>Yabucoa</b>
<b>Dorado</b>	<b>Morovis</b>	<b>Yauco</b>

Table 2. Hurricane María Eligible FEMA Jurisdictions



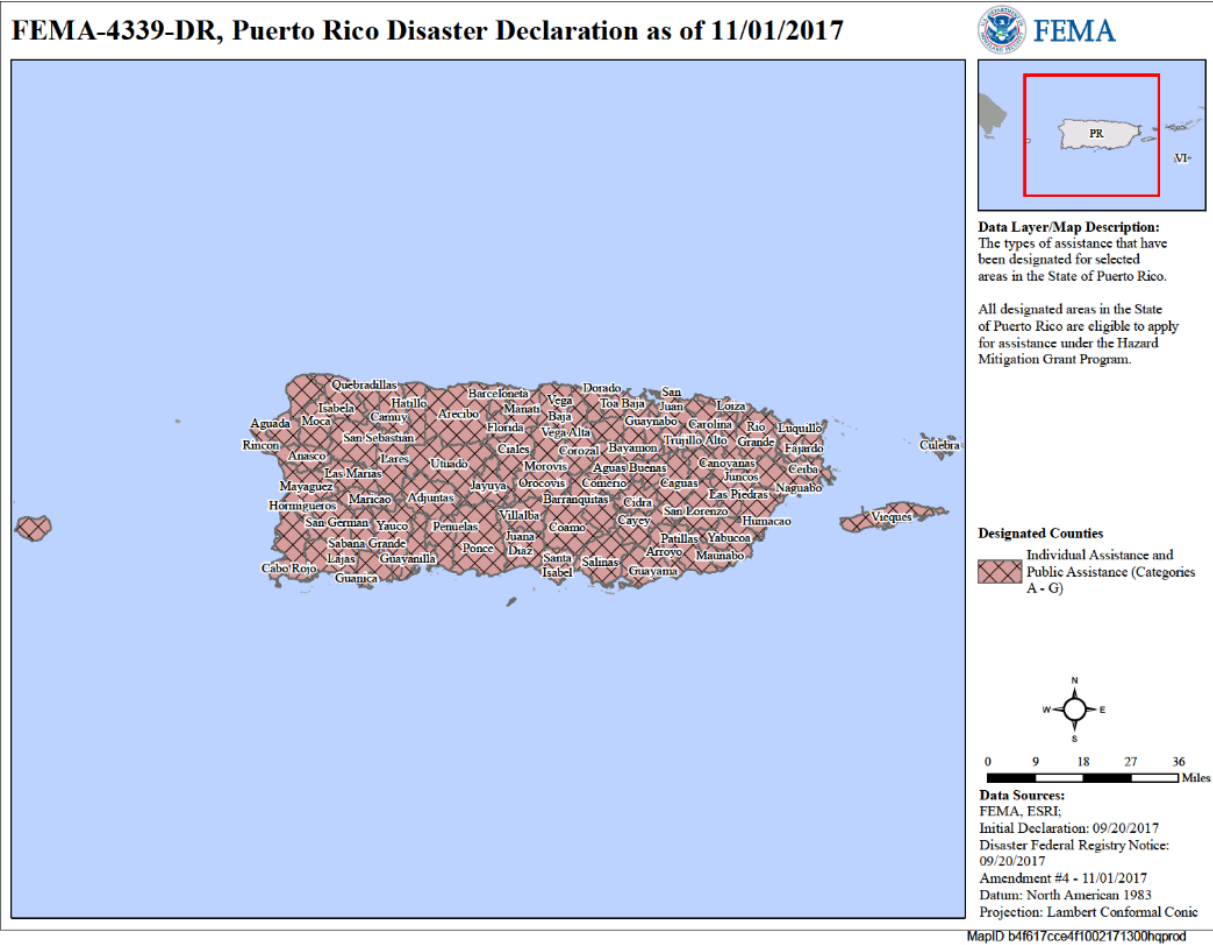


Figure 12. FEMA map of Public and Individual Assistance for Hurricane María

As the entirety of the Puerto Rican islands is an impact zone from these two hurricanes, recovery needs have exceeded funding available through FEMA’s Disaster Relief Fund (DRF), resulting in a special allocation by Congressional Appropriation, awarded through The Department of Housing and Urban Development (HUD) to Puerto Rico in the form of Community Development Block Grants for Disaster Recovery (CDBG-DR).

**MOST IMPACTED AND DISTRESSED AREAS**

HUD uses the “best available” data to identify and calculate unmet needs for disaster relief, long-term recovery, restoration of infrastructure, and housing and economic revitalization. Based on this assessment, HUD has notified Puerto Rico that it will receive multiple CDBG-DR grants to assist in recovery from both Hurricanes Irma and María.

The first allocation, awarded in the amount of \$1,507,179,000 through HUD grant number B-17-DM-72-0001, required 80% of grant funds to be allocated to HUD designated most impacted and distressed (MID) jurisdictions. The original 80% MID area covered almost the entirety of the Island and included communities of vastly different characteristics yet left a small number of zip codes out of the MID designated area. **83 FR 40314 expanded the MID designation to include the entire Island of Puerto Rico.**

PRDOH will work with local governments to ensure programs serve a variety of recovery needs and provide avenues for community-driven planning. Planning efforts are designed to be equally comprehensive and allow for planning in each of the disaster-declared areas.

## **BUILDING BACK BETTER**

Puerto Rico is committed to building back stronger and more resilient to future hazards. Activities supporting this commitment will not only enhance the quality of construction for life-saving protective measures, but also preserve the integrity of the federal investment contributed by the American people. The rebirth of Puerto Rico hinges on sustainable growth yielded by the influx of recovery monies. Through strategic partnership and resiliency planning, Puerto Rico will set the stage for long-term investment and economic return. Implementation of recovery activities will focus on innovation and the perpetual application of mitigation and resilience techniques.

Puerto Rico will implement construction methods that emphasize quality, durability, energy efficiency, sustainability, and mold resistance. All rehabilitation, reconstruction, and new construction will be designed to incorporate principles of sustainability, including water and energy efficiency, resilience, and mitigation against the impact of future shocks and stressors.

Construction performed under the programs will adhere to the Puerto Rico Codes 2018, Regulation No. 9049, as adopted on November 15, 2018.<sup>31</sup> Exceptions may be reviewed on a case by case basis. Importantly, the Code includes requirements regarding earthquake loads. This is vital as Puerto Rico must build structures that are resilient not only for hurricanes and wind, but for seismic activity as well. This is consistent with the goal of protecting people and property from harm; emphasizing high quality, durability, energy efficiency, sustainability, and mold resistance; supporting the adoption and enforcement of modern and/or resilient building codes and mitigation of hazard risks, including possible sea level rise, high winds, hurricane surge, and flooding, where appropriate; and implementing and ensuring compliance with the Green Building standards as follows.

The Green Building Standard means that PRDOH will require that all applicable construction meets an industry-recognized standard that has achieved certification under at least one of the following programs: (i) ENERGY STAR (Certified Homes or Multifamily High-Rise), (ii) Enterprise Green Communities, (iii) LEED (New Construction, Homes, Midrise, Existing Buildings Operations and Maintenance, or Neighborhood Development), (iv) ICC-700 National Green Building Standard, (v) EPA Indoor AirPlus (ENERGY STAR a prerequisite), (vi) the “Permiso Verde,” or (vii) any other equivalent comprehensive green building program acceptable to HUD. PRDOH will identify which Green Building Standard will be used in the program policies and procedures, as per HUD requirements.

Where feasible, Puerto Rico will follow best practices such as those provided by the U.S. Department of Energy's Guidelines for Home Energy Professionals. For all new construction or for substantially rehabilitated structures, this may require installed appliances to meet ENERGY STAR certification standards at a minimum.

For nonsubstantially rehabilitated housing structures, Puerto Rico will follow the HUD Community Planning and Development (CPD) Green Building Retrofit Checklist guidelines to the extent they are applicable to the construction methods utilized on the Island. When older or obsolete products are

<sup>31</sup> <https://ogpe.pr.gov/freedom/publicSearch/publicDocument>

replaced as part of rehabilitation work, Puerto Rico will use products and appliances with ENERGY STAR labels, Water Sense labels, or Federal Energy Management Program (FEMP equivalent) designations. For specific required equipment or materials for which an ENERGY STAR- or Water Sense-labeled or FEMP-designated product does not exist, the requirement to use such products does not apply.

In conducting its impact and unmet needs assessment for this CDBG-DR Action Plan, Puerto Rico has designed program objectives and supporting budgets to consider the additional costs associated with protecting housing and community investments from future disasters through eligible resilience activities.

## LEVERAGING OF FUNDS

Federal Register 83 FR 5844 requires that a Disaster Recovery grantee demonstrate use of its own resources.<sup>32</sup> However, as outlined in the Build Back Better report, "...the Government of Puerto Rico, its agencies, public corporations and instrumentalities (the "Government") are currently facing the unprecedented devastation caused by Hurricanes Irma and María. In addition, the Government had embarked on profound fiscal adjustments that limit the amount of reconstruction funds from its own government sources."<sup>33</sup>

A large portion of federal assistance and significant local funding delivered up to this point has largely contributed to life-sustaining efforts and temporary aid as opposed to efforts that contribute to permanent rebuilding. Such assistance allows residents to: power homes and buildings by generator power, shelter in place by replacing roofs with tarps and limited repairs, removing hazardous structural materials from their homes, and providing access to homes and communities through the removal of hazardous debris from roads and pathways.

For permanent, long-term recovery projects funded by CDBG-DR, Puerto Rico has little opportunity to leverage local funding due to the widespread economic hardship and the existing bond debt. This economic hardship and the severity of the damage caused by Hurricane María has been recognized by the federal government in the approval of a higher federal cost share for FEMA Public Assistance Funds increasing the standard ceiling of 75% to allow up to 100% federal reimbursement for Category A and B work, and 90% for Categories C through G work. Importantly, the 100% federal coverage for work performed under Categories A and B expired in phases through September 15, 2018, leaving an increased obligation for non-federal match. 100% cost share is different for each FEMA category. The Category B complete federal coverage expired May 18, 2018; Category A on June 17, 2018; the Emergency Power Restoration on August 16, 2018; and STEP (*Tu Hogar Renace*, which falls under Category B) expired on September 15, 2018.

However, even within the constraints of limited funding, on March 13, 2018, the Puerto Rican Senate approved to grant each of the 78 municipalities \$1 million to help cover operational and administrative expenses in the face of the losses caused by the passage of the Hurricanes Irma and María last September. This \$78 million investment is one of the ways Puerto Rico is putting its own funds towards the recovery. Additionally, Puerto Rico has worked diligently to encourage private-sector and philanthropic involvement. This has resulted in key investments, such as the recent private-sector contribution of \$100 million from AbbVie pharmaceuticals to strengthen access to health care and housing in Puerto Rico.<sup>34</sup>

<sup>32</sup> Federal Register 83 FR 5844, <https://www.gpo.gov/fdsys/pkg/FR-2018-02-09/pdf/2018-02693.pdf>

<sup>33</sup> Build Back Better Puerto Rico, Request for Federal Assistance for Disaster Recovery, November 2017.

<sup>34</sup> <https://philanthropynewsdigest.org/news/abbvie-donates-100-million-for-puerto-rico-hurricane-recovery>



Puerto Rico's recovery funding strategy primarily aligns federal assistance funding, to the greatest extent possible, through complimentary programs in order to maximize recovery dollars and overcome funding barriers. This includes ensuring programs are funded with the most-restrictive eligible funding sources first, in accordance with their proposed eligible activity, and then moving through the funding stream to the least restrictive.



For that reason, and to ensure compliance with Stafford Act restrictions against duplication of benefit, this Action Plan will focus on housing and economic recovery, while Puerto Rico works with FEMA to finalize the program field guidance to participate in alternative procedures for all large project funding for Public Assistance Categories C-G pursuant to section 428 of the Stafford Act.

Puerto Rico has up to twelve (12) months from the time of impact to qualify for FEMA's Hazard Mitigation Assistance program. FEMA has approved a Global Match for CDBG-DR projects eligible under FEMA's Hazard Mitigation Grant Program (HMGP). This is an important step to maximizing leverage. Opportunities for private and philanthropic sector contributions will also be considered during program design to maximize local leverage.

# UNMET NEEDS ASSESSMENT

## SUMMARY OF IMPACT AND UNMET NEEDS

In compliance with HUD requirements detailed in Federal Registers 83 FR 5844 and 83 FR 40314, Puerto Rico has completed an unmet needs analysis to guide this recovery, based on best available data. The results of this analysis further investigate components of the damage assessed in the Build Back Better report, and identify gaps in funding after Small Business Administration (SBA), FEMA, private insurance and local assistance have been delivered.

The impact and unmet needs outlined in this report reveal a strong need for housing assistance supported by resilience planning and economic opportunity for households. Large-scale infrastructure activities have been captured in the Build Back Better report published in November 2017 and are not re-listed here. Additionally, the 12 -month Economic and Disaster Recovery Plan conducted under FEMA’s engagement of the Homeland Security Operational Analysis Center (HSOAC) contains a much broader analysis with greater access to additional data. A full list of data sources and literature analyzed for this unmet need assessment can be found in Appendix B. The unmet needs assessment will also be updated as additional data becomes available and as part of the Action Plan process for additional CDBG-DR allocations.

The unmet needs calculation below is based primarily on current, federal data sources, and is a subset of the larger assessments conducted by Build Back Better and the 12 Month Economic and Disaster Recovery Plan to Congress. The municipalities submitted a great deal of local data, which has been extremely important in informing program design. The local information is available as part of the Public Comment annex to the plan. Federal datasets are used in this portion of the unmet needs assessment to be able to analyze impact island-wide. The Build Back Better report established \$94.4 billion in need, based on an extensive data set across all sectors. The February 9, 2018 Federal Register stated that for purposes of the initial CDBG-DR Action Plan to HUD:

*“Given the extent of damage to housing in the eligible disaster areas and the very limited data at present regarding unmet infrastructure and economic revitalization needs, this notice requires each grantee to primarily consider and address its unmet housing recovery needs.”<sup>35</sup>*

The 83 FR 40314 Notice expanded the use of funds beyond housing to include economic and infrastructure recovery. Given the unmet housing need surpasses the entire estimated \$19.9 billion CDBG-DR allocation, and that outmigration and economic hardship are severe stressors to maintaining housing viability in a manner that is unique to Puerto Rico, as compared to other 2017 CDBG-DR grantees, Puerto Rico **must** diversify its approach to recover the economy so that families can stay in their homes and on the Island.

The impact summary below is primarily related to estimates generated in relation to FEMA Individual Assistance (FEMA IA), Small Business Administration (SBA), and National Flood Insurance Program (NFIP) impact data. In conjunction with federal agencies, the units of general local government (UGLGs/ municipalities) have a clear sense of unmet needs, as outlined in their public comment (ponencias). They will be consulted throughout and are key leaders in the recovery strategy.

<sup>35</sup> <https://www.gpo.gov/fdsys/pkg/FR-2018-02-09/pdf/2018-02693.pdf>

SUMMARY OF IMPACT/SUPPORT	HOUSING	INFRASTRUCTURE	ECONOMY	TOTAL
Amount of Estimated Impact	\$36,517,245,560	\$ 44,993,142,873	\$5,804,929,161 <sup>36</sup>	\$87,315,317,594
Amount of Funds Available	\$2,648,437,329	\$ 40,830,960,669	\$99,873,534	\$43,579,271,532
Unmet Needs	\$33,868,808,231	\$ 4,162,182,204	\$5,705,055,627	\$43,736,046,063
Percent of Total Unmet Needs	77.44%	9.52%	13.04%	

Table 3. Summary of Unmet Needs by Recovery Category<sup>37</sup>

The table above is a subset of unmet needs, in the context of HUD Action Plan requirements, and should be considered as a component of the larger Puerto Rico Recovery Plan assessments.

<sup>36</sup> Federal Register states that crop losses should be captured in damages but should not be included in overall economic unmet needs. Estimated crop losses are \$2.007 billion and estimated support for crops is \$1.4 billion

<sup>37</sup> As noted in text, does not include all FEMA Public Assistance for permanent work (Categories C-G) since those estimates are currently being developed for the 428 Program, or Energy Grid impacts that are in the billions. The infrastructure impact will become clearer as project worksheets are developed and is expected to be in the billions of dollars, as evidenced by initial estimates.

# IMPACT TO DEMOGRAPHICS

## SOCIAL VULNERABILITY INDEX (SOVI®) FOR TARGETING PRIORITY UNMET NEED

Identifying those areas most impacted and most vulnerable to recovery barriers across the Island provides a useful lens for targeting program intake in the most impacted and distressed areas. The Social Vulnerability Index<sup>38</sup> (SoVI®) is a tool for assessing pre-existing vulnerabilities to environmental hazards. The SoVI® is a comparative metric that facilitates the analysis of differences in social vulnerability at a certain level of geography – in this case the municipality and census tract level. The index, in the version used here, synthesizes a collection of socioeconomic variables, which, with support from research literature, represent a reduction in a community’s ability to prepare for, respond to and recover from hazards.

Utilizing the Social Vulnerability Index here empirically delineates the most socially vulnerable census tracts within each FEMA IA designated municipality. Residents in these high vulnerability areas generally have a lower ability to adequately prepare for, respond to, and rebound from environmental impacts (such as floods), shocks, and stresses. The following table displays the 27 social characteristics analyzed in the Puerto Rico SoVI analysis.

SOCIAL VULNERABILITY VARIABLES	MIN	MAX	MEAN
Median age	17.90	61.8	40.16
Percent black	0	3	0.00
Percent Native American	0	1	0.00
Percent Asian	0	6	0.00
Percent Hispanic	75	100	99
Percent population under 5 years or 65 and over	0	44	23
Percent nursing home residents	0	11	0
Percent female	0	70	52
Percent female headed households	0	66	24
Percent unoccupied housing units	0	100	21
Percent renters	0	100	26
People per unit	0	4.17	2.79
Per capita income	\$0	\$55,810	\$10,922
Percent speaking English as a second language with limited English proficiency	28	97	78
Percent with less than 12th grade education	0	60	27
Percent employment in extractive industries	0	50	2
Percent employment in service industries	0	59	22
Percent of housing units with no car	0	83	19
Percent civilian unemployment	14	83	51
Percent poverty	0	100	46

<sup>38</sup> Cutter, S. L., Boruff, B. J., & Shirley, W. L. (2003). Social vulnerability to environmental hazards. *Social science quarterly*, 84(2), 242-261.

SOCIAL VULNERABILITY VARIABLES	MIN	MAX	MEAN
Percent mobile homes	0	53	0
Percent female participation in labor force	0	100	47
Percent Social Security beneficiaries	0	65	43
Percent households earning over \$200,000 annually	0	18	1
Median gross rent	\$0	\$1,722	\$477
Median housing value	\$0	\$474,900	\$120,766
Median age	17.90	61.80	40.16

Table 4. Social Characteristics Utilized in the Puerto Rico SoVI Analysis

Combining social vulnerability information with FEMA damage data provides a standardized, replicable, and pragmatic process pinpointing where scarce resources may result in amplified impact in driving successful disaster recovery. This overlay procedure results in a visualization of loss relative to vulnerability for Puerto Rico where places with high population such as San Juan, are characterized by a general balancing of impacts due to lower levels of social vulnerability. Conversely, populations residing in the more rural and mountainous regions, although much less heavily populated, are characterized by generally higher levels of social vulnerability. Targeting recovery resources to these most heavily impacted and vulnerable areas may yield high benefit because these areas are currently much less able to bounce back without outside assistance. While there was damage across nearly the entire Island, the impacts (according to an extensive analysis of FEMA Verified Loss Data) in certain areas was concentrated more extensively, especially when compounded with an inability to bounce back (social vulnerability).

PRDOH obtained from FEMA a list of Individual Assistance (IA) applicants and identified those applicants with a FEMA verified real property (housing) loss. Using FEMA damage data, each applicant with real property losses was pinpointed on a map. These “hot spots” of FEMA verified loss were overlaid on social vulnerability information to identify areas that were both heavily impacted and had a lower capacity to absorb such losses.





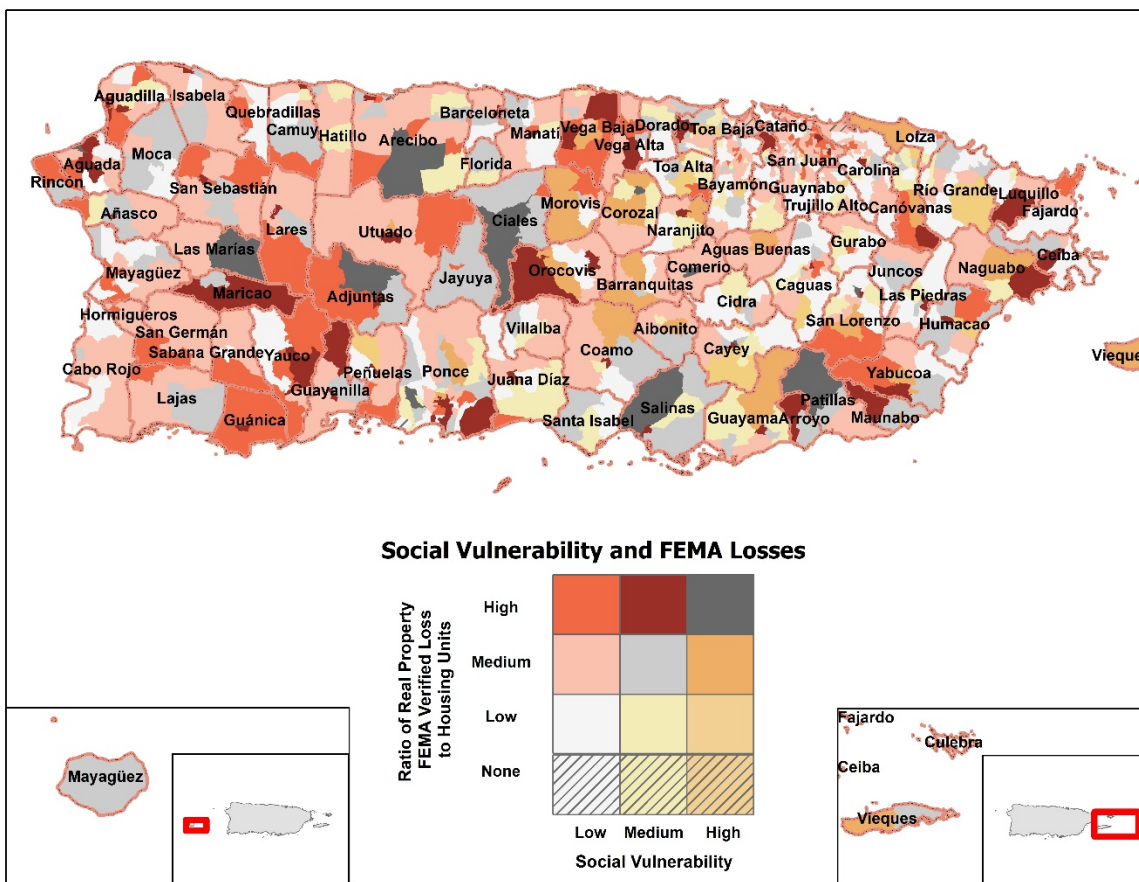


Figure 13. Map of Low to High SoVI communities where FEMA verified-loss applicants are located, in Presidentially Disaster Declared (PDD) area

### OUT-MIGRATION AND CHANGES TO THE POPULATION

Before the hurricanes, Puerto Rico had a population of 3,337,177 residents with a median age of 39.4; an age that is almost 2 years older than the US median age of 37.9. When compared to the continental United States, Puerto Rico shows 1.5% less persons 5 years or under, 2.4% less persons 18 years or under, and 3.7% more persons 65 years or older. The number of residents age 40 and above is expected to further increase as a more than ten-year trend of out-migration reaches a peak post-hurricane demographic shift. This has the potential to accelerate the increase in the portion of the population that is older. The implications of an elderly population, especially those of retirement age, are significant for socio-economic conditions in the post-hurricane environment. Many retirees 65 or older live on a fixed income and face higher medical costs and mobility challenges. Puerto Rico has almost twice as many disabled elderlies than the US. The percent of residents age 65 or older with a disability is astoundingly higher in Puerto Rico with 15.30% versus 8.6% in the US. The retention or recruitment of a youthful workforce has the potential to mitigate this effect by creating a societal balance and bolstering economic growth.

POPULATION, AGE AND LANGUAGE DEMOGRAPHICS		
COMMUNITY FACT	UNITED STATES	PUERTO RICO
Population estimates, July 1, 2017, (V2017)	325,719,178	3,337,177
Persons under 5 years, percent, July 1, 2016, (V2016)	6.20%	4.70%
Persons under 18 years, percent, July 1, 2016, (V2016)	22.80%	20.40%
Persons 65 years and over, percent, July 1, 2016, (V2016)	15.20%	18.90%
Female persons, percent, July 1, 2016, (V2016)	50.80%	52.40%
Female persons, percent, April 1, 2010	50.80%	52.10%
Veterans, 2012-2016	19,535,341	89,824
Foreign born persons, percent, 2012-2016	13.20%	2.70%
Language other than English spoken at home, percent of persons age 5 years+, 2012-2016	21.10%	94.50%
With a disability, under age 65 years, percent, 2012-2016	8.60%	15.30%

American Community Survey Data 2012- 2016

Table 5. Select Demographic Information, Comparison between US 50 States and Puerto Rico

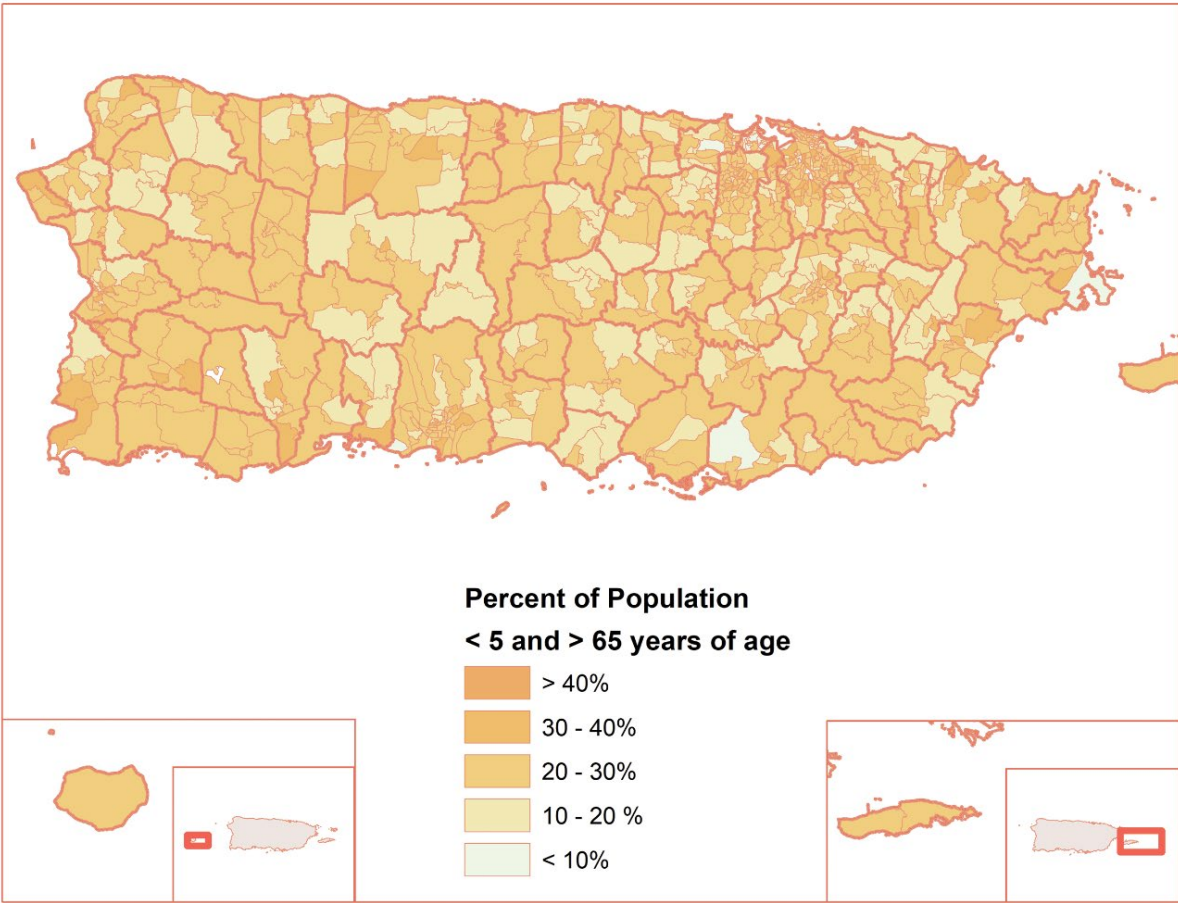


Figure 14. Map of Age Dependent (less than 5 Years or greater than 65 Years old) Population by Census Tract, data source ACS 2012 - 2016

Post-hurricane conditions only compound out-migration concerns that have been building in recent years due to changes in the economy. According to U.S. Census Bureau data, Puerto Rico has been experiencing a population decline since 2004 driven by rippled effects of debt, and recent government bankruptcy. Residents less vulnerable to recovery barriers are leaving the Island in search of opportunity, adapting to conditions that other cost-burdened, English language limited, elderly or mobility-challenged residents are unable to overcome.

As American citizens, residents of Puerto Rico travel easily off the islands to the mainland US without the need for a passport or visa. With an estimated 5.4 million Puerto Ricans living in the mainland US (approximately two (2) million more than live on the islands), residents of the islands are likely to have family and loved ones to offer them immediate shelter, either temporary or permanent. Understanding these circumstances makes it difficult to pin down an accurate account of true migration at this point, but there are many indicators that help paint a picture.

The Center for Puerto Rican Studies predicted in an October 2017 report that between 114,000 and 213,000 residents will leave the Island annually. By 2019, the Center predicts Puerto Rico may lose up to 470,335 or 14% of the population.<sup>39</sup> Through continued research on this issue, the Center recently

<sup>39</sup> Estimates of Post-Hurricane Maria Exodus from Puerto Rico, October 2017, City University of New York, Center for Puerto Rican Studies, [https://centropr.hunter.cuny.edu/sites/default/files/RB2017-01-POST-MARIA%20EXODUS\\_V3.pdf](https://centropr.hunter.cuny.edu/sites/default/files/RB2017-01-POST-MARIA%20EXODUS_V3.pdf)

published a post-hurricane report estimating as many as 135,592 Puerto Ricans have relocated to the mainland states.

Commercial flights booked in September and October of 2017 show a net of 179,000 flights (outbound travel reduced by inbound) in September and November.<sup>40</sup> FEMA data shows that a total of 40,013 household members and 19,271 households changed their mailing address to a location in the mainland states since first registering with FEMA. The Center analyzed FEMA data to discover the most evacuees, 45%, went to Florida followed by 9% in New York, 8% in Massachusetts, 7% in Pennsylvania, 6% in Connecticut, 4% in New Jersey, 4% in Texas, 3% in Illinois, 1% in Georgia, and 1% in Virginia.

<b>FLORIDA</b>	<b>NEW YORK</b>	<b>MASSACHUSETTS</b>	<b>PENNSYLVANIA</b>	<b>CONNECTICUT</b>
18,013 45%	3,683 9%	3,399 8%	2,954 7%	2,281 6%
<b>NEW JERSEY</b>	<b>TEXAS</b>	<b>ILLINOIS</b>	<b>GEORGIA</b>	<b>VIRGINIA</b>
1,690 4%	1,361 4%	1,324 3%	530 1%	479 1%

Figure 15. Statistics from Center for Puerto Rican Studies

Students of migrated families have left schools in Puerto Rico with empty classrooms. School enrollment data collected between December 1, 2017 and February 22, 2018 indicates that 11,554 Puerto Rican students enrolled in Florida's school districts, 2,874 in Pennsylvania, 2,556 in Massachusetts, 2,218 in New York, 1,827 in Connecticut, 886 in New Jersey, and 607 in Illinois.<sup>41</sup> Enrollment on the islands has dropped by 38,700 students in one year (since May 2017) which left schools operating at only 60% capacity. By the summer of 2018, the Puerto Rico Department of Education will close 283 of the 1,111 schools and reassign teachers to the remaining 828 schools on the Island as part of a fiscal plan to save \$150 million. Closed school facilities are being repurposed as housing, business, and community facilities.

## SOCIAL MOBILITY AND DEMOGRAPHIC INDICATORS

By 2016 estimates, Puerto Rico is densely populated with 1,088.2 residents per square mile compared to the US at 87.4 residents per square mile.

High poverty has affected the Island for years, creating difficulty in daily life activities such as paying rent, buying food, and paying for transportation. As of 2016, an estimated 43.5%<sup>42</sup> of Puerto Rican residents were identified as living in poverty, compared to 12.7% in the US. The median household income in Puerto Rico is \$19,606 and as low as \$15,800 in nine municipalities. Wage-earning females earn almost \$3,000 less than males comparatively, with female median income at \$11,262 and male median income at \$14,190.

<sup>40</sup> Exodus from Puerto Rico, A visual guide, <https://www.cnn.com/2018/02/21/us/puerto-rico-migration-data-invs/index.html>

<sup>41</sup> Puerto Rico Post-Maria, Rebuild Puerto Rico Report, City University of New York, Center for Puerto Rican Studies, [https://centropu.hunter.cuny.edu/sites/default/files/PDF/puerto\\_rico\\_post\\_maria-2018-final.pdf](https://centropu.hunter.cuny.edu/sites/default/files/PDF/puerto_rico_post_maria-2018-final.pdf)

<sup>42</sup> 2016 U.S. Census American Community Survey

EDUCATION, ECONOMIC, AND INCOME DEMOGRAPHICS		
COMMUNITY FACT	UNITED STATES	PUERTO RICO
High school graduate or higher, percent of persons age 25 years+, 2012-2016	87.00%	73.90%
Bachelor's degree or higher, percent of persons age 25 years+, 2012-2016	30.30%	24.60%
Persons without health insurance, under age 65 years, percent	10.10%	6.80%
In civilian labor force, total, percent of population age 16 years+, 2012-2016	63.10%	44.80%
In civilian labor force, female, percent of population age 16 years+, 2012-2016	58.30%	40.00%
Total accommodation and food services sales, 2012 (\$1,000)	708,138,598	4,256,139
Total health care and social assistance receipts/revenue, 2012 (\$1,000)	2,040,441,203	6,098,340
Total manufacturers' shipments, 2012 (\$1,000)	5,696,729,632	76,575,043
Total merchant wholesaler sales, 2012 (\$1,000)	5,208,023,478	20,184,374
Total retail sales, 2012 (\$1,000)	4,219,821,871	24,957,584
Total retail sales per capita, 2012	\$13,443	\$6,806
Mean travel time to work (minutes), workers age 16 years+, 2012-2016	26.1	29.5
Median household income (in 2016 dollars), 2012-2016	\$55,322	\$19,606
Per capita income in past 12 months (in 2016 dollars), 2012-2016	\$29,829	\$11,688
Persons in poverty, percent	12.70%	43.50%
Total employer establishments, 2015	7,663,938	43,620
Total employment, 2015	124,085,947	677,974
Total annual payroll, 2015 (\$1,000)	6,253,488,252	17,315,903
Total employment, percent change, 2014-2015	2.50%	-0.50%
American Community Survey Data 2012- 2016		

Table 6. Select Economic Demographic Information, Comparison of US 50 States to Puerto Rico

Unemployment has increased since the hurricanes knocked services offline, obstructed roadway access, and caused structural damage to businesses across the Island. Unemployment was at 4.7% in 2016 and as of February 2018 has been reported at 10.6%.<sup>43</sup> Unemployment today is in flux. Monthly unemployment claims filed with the Labor Department have fluctuated anywhere from 1,469 to 7,300 claims a month since María hit.

<sup>43</sup> Bureau of Labor Statistics, <https://www.bls.gov/eag/eag.pr.htm>



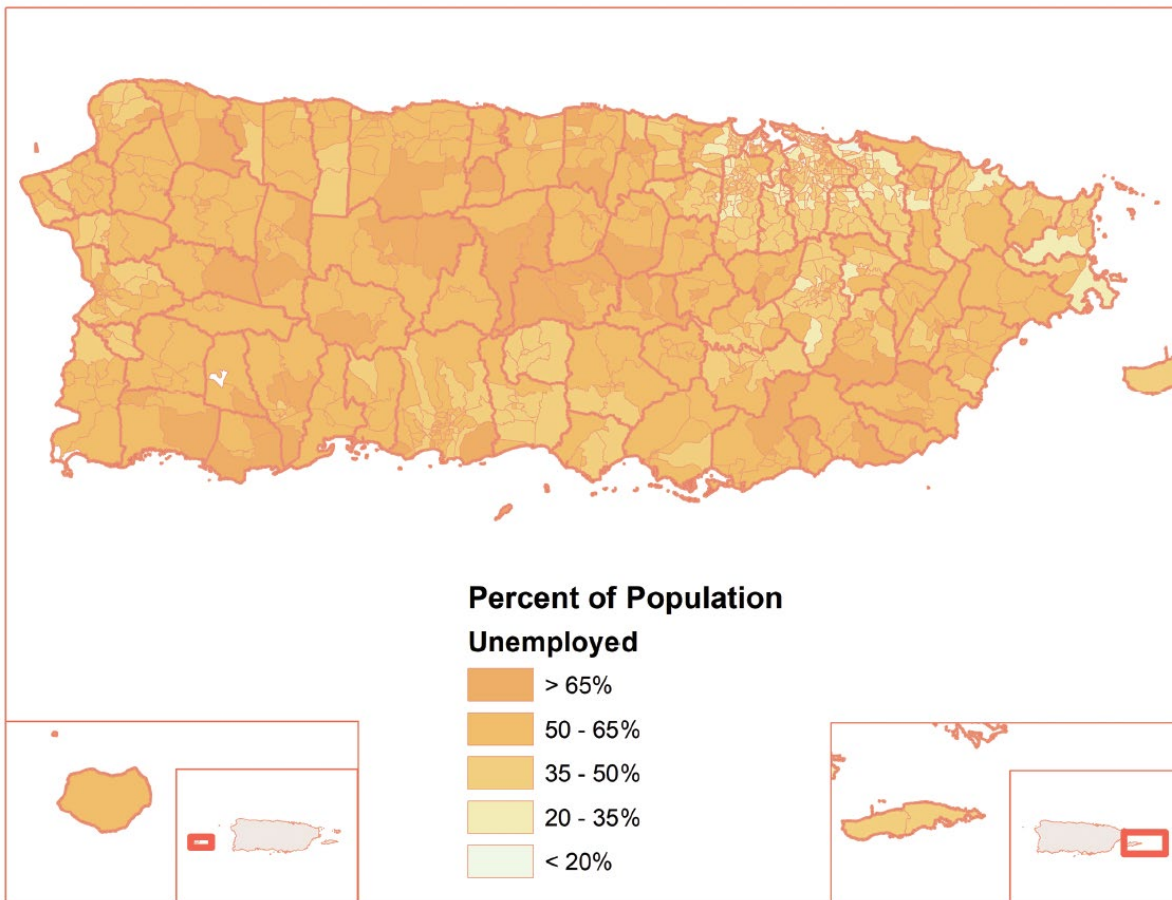


Figure 16. Percent Unemployment by Census Tract, data source ACS 2012-2016

Median income for Puerto Rican households is half that of the poorest state on the US mainland, Mississippi, and almost 60% less than the US overall. Highest levels of concentrated poverty are located in more inland areas and the southwestern coast in the following municipalities: Maricao – 64%, Adjuntas – 63%, Guánica – 63%, Comerío – 61%, Ciales – 60%, Barranquitas – 60%, Lajas – 60%, Jayuya – 60%, Las Marías – 59%, and Guayanilla – 59%.

Spanish is the predominant language in Puerto Rico. As a US territory, government business is conducted in both English and Spanish, and English is taught in public and private schools as a second language from first through twelfth grade. Although a large fraction of the population is bilingual, the map on the following page shows Spanish is the primary language spoken across the Island. Programs and recovery assistance will need to address this diversity in language to ensure critical assistance information and recovery guidance reaches residents across the Island, especially those with limited proficiency in the English language.



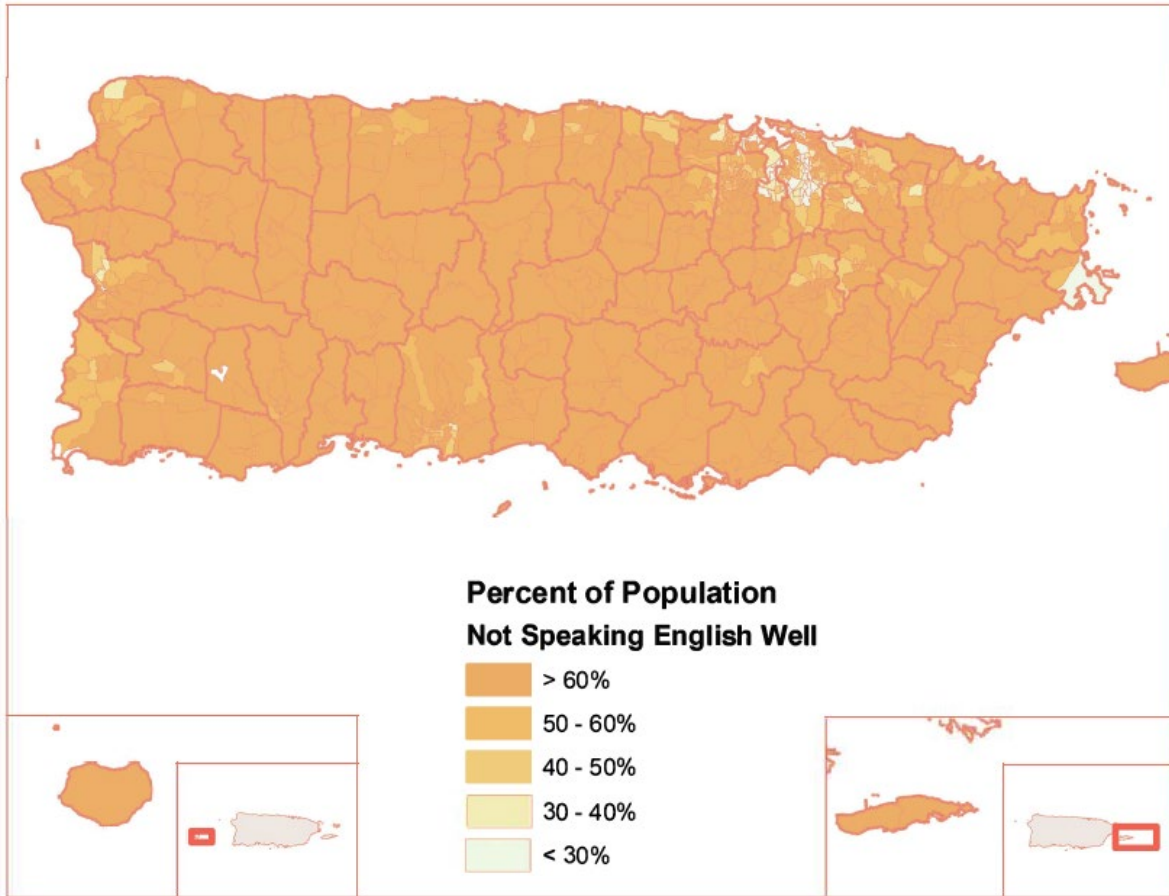


Figure 17. Majority of the Island speaks English in limited capacity or not at all, source ACS 2012-2016



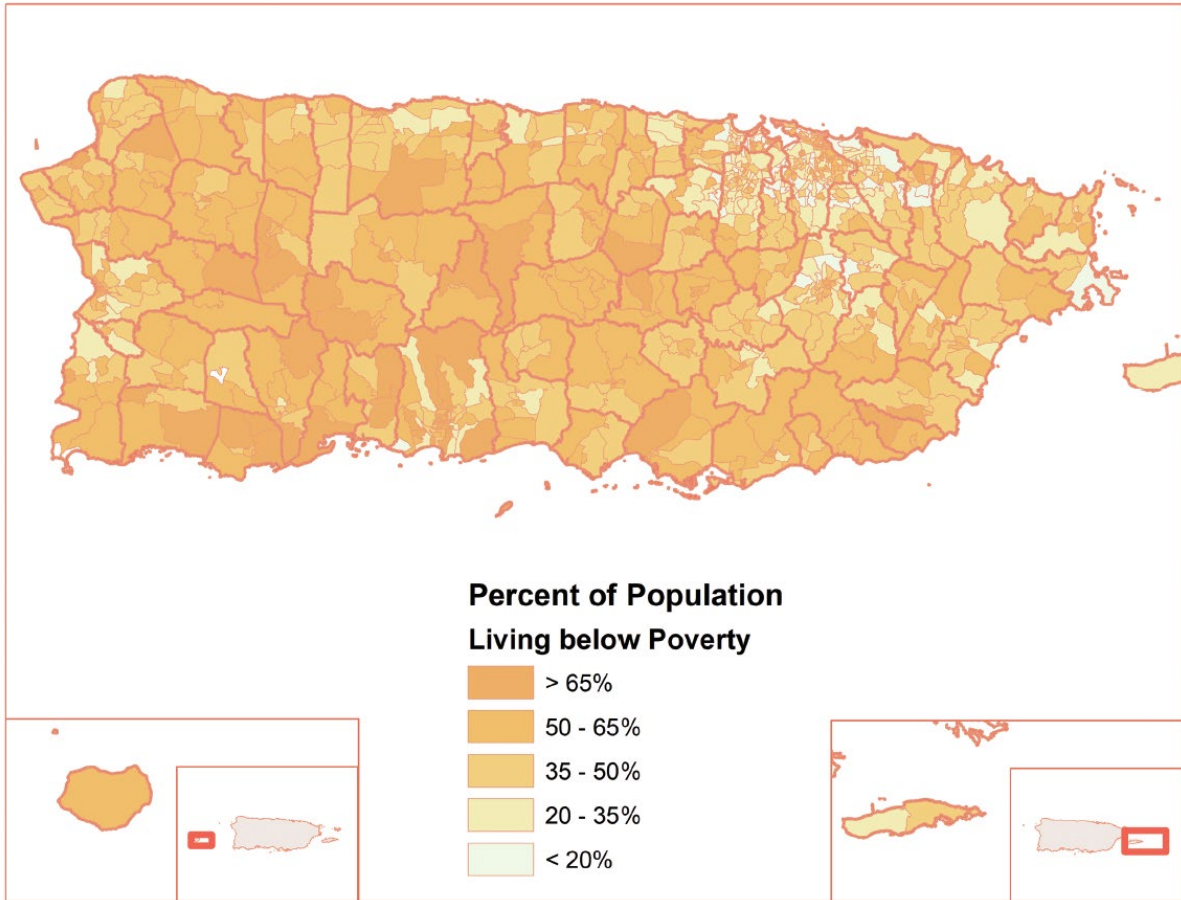


Figure 18. Population living below the poverty line, by census tract, data source ACS 2012-2016



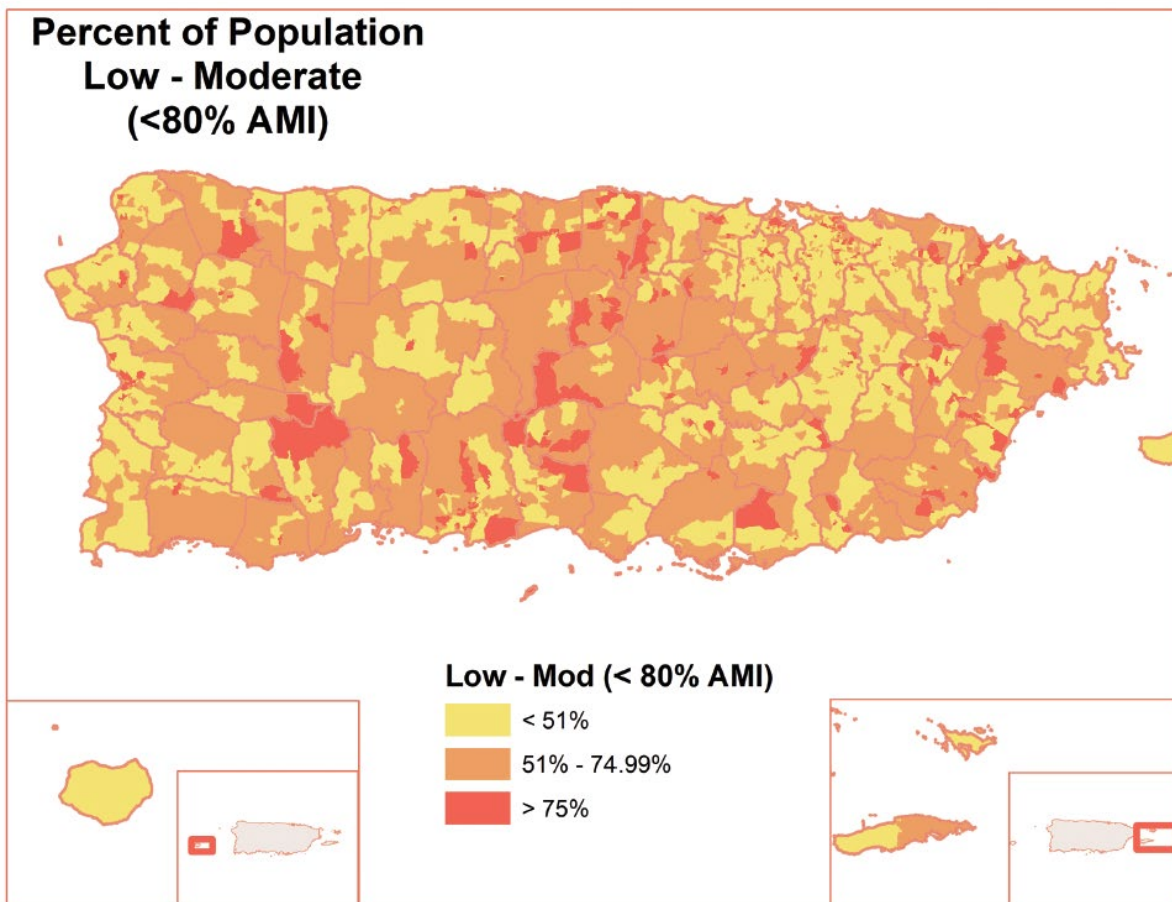


Figure 19. Distribution of Low-to-Moderate Populations, data source ACS 2012-2016

Of importance to note is that the income levels used to establish LMI status (below 80% of the Area Median Family Income (AMFI) as determined by HUD) are extremely low for Puerto Rico. For example, the 2018 Median Income for the municipality of Arecibo is \$20,600<sup>44</sup> for a family of four. This median income is below the Federal Poverty Level of \$25,100<sup>45</sup> for a family of the same size. The 80% level used to determine benefit as an LMI household is even lower, at \$20,400. Because a family of four may be below poverty level, but above 80% AMFI, PRDOH has worked with HUD to ensure that income limits are adjusted as needed to ensure access to program services to families in need. 83 FR 40314 Notice approved HUD’s issuance of adjusted income limits, which have been posted on the HUD website and are also posted on the PRDOH website.

#### SPECIAL NEEDS POPULATION

Individuals with special needs are another highly vulnerable population to be considered. This category of the population possesses social and/or socio-economic characteristics that cause various difficulties in daily life and require additional or specialized services and accommodations. Such difficulties require

<sup>44</sup> 2019 HUD Income Limits for Puerto Rico are attached in the Appendices

<sup>45</sup> Poverty level as provided by HUD

Continuum of Care services and in many cases specialized medical care to accommodate physical, emotional, behavioral, or disabilities or impairment.

Special needs homeowners with low-to-moderate incomes impacted by the hurricane, as identified in FEMA Individual Assistance data, reside in above average levels in the ten (10) municipalities depicted below:

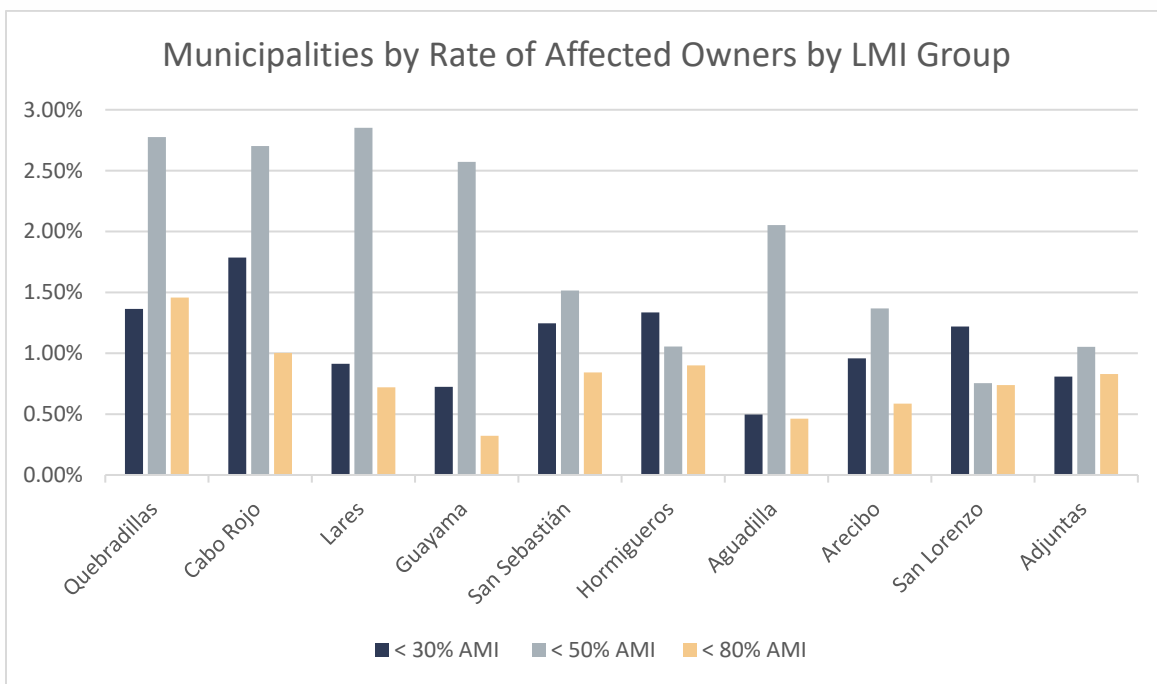


Figure 20. Percent population with designated Special Need, broken down by income group<sup>46</sup>

Municipality	< 30% AMI	< 50% AMI	< 80% AMI
Quebradillas	1.36%	2.78%	1.46%
Cabo Rojo	1.79%	2.70%	1.00%
Lares	0.91%	2.85%	0.72%
Guayama	0.72%	2.57%	0.32%
San Sebastián	1.25%	1.52%	0.84%
Hormigueros	1.34%	1.06%	0.90%
Aguadilla	0.50%	2.05%	0.46%
Arecibo	0.96%	1.37%	0.59%
San Lorenzo	1.22%	0.75%	0.74%
Adjuntas	0.81%	1.05%	0.83%

Table 7. Top 10 municipalities with highest level of homeowners with designated Special Need, broken down by income category

<sup>46</sup> Data regarding special needs comes from FEMA Information and Data Analysis.



Similarly, special needs renters with low-to-moderate incomes reside in above average levels in the following ten (10) municipalities:

MUNICIPALITY	< 30% AMI	< 50% AMI	< 80% AMI
Vieques	2.42%	0.27%	1.21%
Las Marías	2.06%	0.77%	1.03%
Corozal	1.94%	0.58%	0.27%
Aibonito	1.80%	0.42%	0.55%
Juncos	1.96%	0.27%	0.39%
Ceiba	1.20%	0.95%	0.43%
Comerío	1.96%	0.34%	0.22%
Patillas	1.67%	0.46%	0.38%
Naranjito	1.24%	0.71%	0.49%
Loíza	1.51%	0.59%	0.22%

Table 8. Top 10 municipalities with highest level of renters with

#### MEDICAID DEPENDENT RESIDENTS

According to ACS 2012-2016 data, 48% of Puerto Rican residents and more than 62% of children received Medicaid benefits in 2016. The Medicaid participation rate is consistent with the high rate of poverty on the Island. Medicaid assistance in Puerto Rico, unlike the 50 states, is provided in the form of a block grant rather than a fixed share of costs. For states, the federal government covers between 50 and 83% of the costs, following an established “Federal Medical Assistance Percentage” (FMAP) that is based on per capita income in the state. The formula does not apply to territories, which have a fixed FMAP rate of 55%, regardless of income. If Puerto Rico’s FMAP were calculated using the same formula as for states, it would be at the maximum level of 83%.<sup>47</sup>

On February 9, 2018, Congress enacted the Bipartisan Budget Act of 2018 with disaster relief provisions that provided \$4.8 billion in additional federal Medicaid funding for Puerto Rico. However, even with the additional one-time funding, there is a significant risk that more residents will become eligible for Medicaid in the coming months, creating additional needs for new funding. If the hurricane impact to the economy is not addressed, increased levels of poverty will generate greater need for assistance.

<sup>47</sup>More Trouble Ahead: Puerto Rico’s Impending Medicaid Crisis, Center for Economic and Policy Research  
<http://cepr.net/images/stories/reports/puerto-rico-medicaid-2017-10.pdf>



#### CHILD AND YOUTH WELFARE

Child poverty is a serious concern for Puerto Rico that must be addressed as part of the recovery effort. When Hurricanes Irma and María hit, the child poverty rate was already at 56%. Increased economic challenges brought on by post-hurricane conditions may lead to an increase in this rate over time. Unless mitigated by impactful recovery programs, child poverty has dangerous implications not only for the future of Puerto Rico, but the whole of American society. Children living in poverty are less likely to complete school, have poorer health with less access to medical services, and tend to keep a low economic status earning lower wages through adulthood.

According to The Youth Development Institute of Puerto Rico, 6 out of every 10 children in Puerto Rico are living in poverty.<sup>48</sup> This adds a unique layer to the social vulnerabilities Puerto Rican communities face in recovery.

---

<sup>48</sup> Child Poverty: A Great Abyss for the Puerto Rican Economy, Instituto Desarrollo Juventud, <http://juventudpr.org/assets/img/IDJ%2019-10-09%20Hoja%20Suelta%20Eng.pdf>

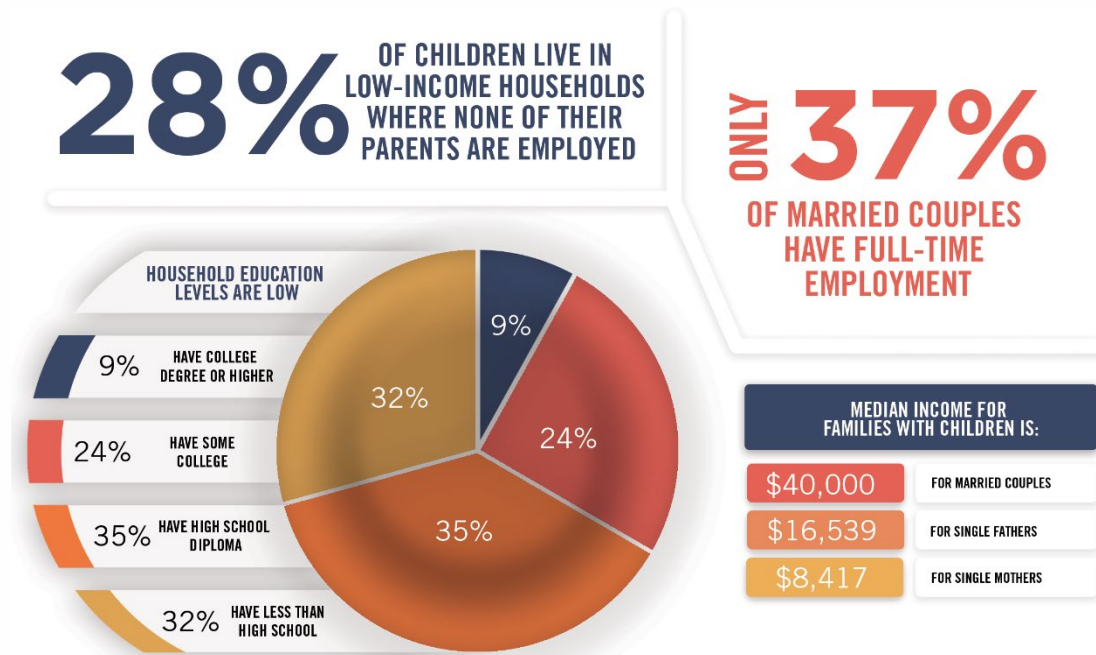


Figure 21. Statistics provided by the Youth Development Institute

## HOMELESSNESS

Puerto Rico faces the potential for increased homelessness as homeowners face mortgage foreclosures, affordable housing continues to be in short supply, and the economy remains in the initial phases of recovery.

In 2017, a sample study completed by the Department of the Family recorded 3,501 Puerto Ricans as homeless, with 31% of them being chronically homeless.<sup>49</sup> The problem of being homeless brings forth more complexity in recovery due to social problems such as substance abuse, mental health disorders and poor health conditions. An estimated 37% of homeless persons are battling some form of substance addiction to either illicit drugs or alcohol, and 23% are unable to return home due to familial problems. An estimated 15% are homeless due to financial reasons only.

Puerto Rico is eligible for annual formula-based grant funding from HUD for Continuum of Care (CoC) Services to end homelessness and provide critically needed support to local programs that serve individuals and families experiencing homelessness. Funding for these programs has gradually increased over the years. There are two operational jurisdictions managed out of field offices PR-502 (Puerto Rico Balance of Commonwealth CoC) and PR-503 (South-Southeast Puerto Rico CoC). In 2017 reports to HUD, these field offices estimated an annual renewal demand of \$12,658,322 for PR-502 to fund 42 subrecipients in the Commonwealth jurisdiction<sup>50</sup>, and \$5,590,093 for PR-503 to fund 29 subrecipients to serve the South-Southeast jurisdiction.<sup>51</sup>

The HUD Housing Damage Assessment and Recovery Strategies Report states that, citing a 2013 study, “Of the total homeless population – 80% are men, 16% are children, 51.6% are chronically disabled, 45.3%

<sup>49</sup> Resumen Censo de Personal Sin Hogar, 2017,

[http://www.agencias.pr.gov/agencias/secretariado/ProgramasServicios/Documents/COC\\_2017/PRESENTACION\\_COC\\_2017.pdf](http://www.agencias.pr.gov/agencias/secretariado/ProgramasServicios/Documents/COC_2017/PRESENTACION_COC_2017.pdf)

<sup>50</sup> 2017 Grant Inventory Worksheet – PR-502: Puerto Rico Balance of Commonwealth CoC, <https://www.hudexchange.info/grantees/pr-502/>

<sup>51</sup> 2017 Grant Inventory Worksheet – PR-503: South-Southeast Puerto Rico CoC, <https://www.hudexchange.info/grantees/pr-503/>

suffer from substance abuse, 18.5% are severely mentally ill, 7.9% are victims of domestic violence, 7.4% suffer from HIV/AIDS, and 2.0% served in armed forces. Continuum of Care Providers (CoCs) have expressed a need for increased transitional and permanent housing for women and children, and emergency shelters for domestic violence victims.”<sup>52</sup>

*FEMA Transitional Sheltering Assistance*

The FEMA Transitional Sheltering Assistance (TSA) program is a short-term solution to provide housing to survivors as they transition from emergency shelters to longer-term housing solutions. Over 19,000 individuals impacted by Hurricanes Irma and María had been sheltered by the TSA program between October 2017 and June 2018. Although many of the households sheltered by TSA may not have been homeless before the hurricanes, they are at increased risk of becoming homeless if they do not have a long-term housing solution to return to. At the time of the initial Action Plan, approximately 1,928 households remained in hotels, of which 1,332 were in the continental United States, and 596 were in Puerto Rico.<sup>53</sup> FEMA is offering families transportation assistance to return to Puerto Rico. TSA assistance was scheduled to expire on June 30, 2018 but was extended until September 15, 2018. Households without a long-term housing solution risk becoming displaced or homeless upon expiration of the assistance. While FEMA assistance ends, HUD-funded recovery programs for housing, workforce training and housing counseling will form the next phase of the recovery process. Puerto Rico program offerings will be communicated in coordination between Puerto Rico and Florida leadership teams and other relevant jurisdictions to provide access to information to displaced households.

SOCIAL HOUSING PROGRAMS

Mental care services and services targeted to vulnerable populations, such as domestic violence survivors and people living with HIV/AIDS, will continue to increase in importance as social safety nets are strained.

Puerto Rico receives annual formula-based grants from HUD administered by the Office of Socioeconomic and Community Development (ODSEC, for its Spanish acronym) to address the housing needs of special needs populations. For fiscal year 2017, Puerto Rico received \$44.1 million in community development funds through HUD’s Community Development Block Grant (CDBG), HOME Investment Partnership Program (HOME), Emergency Solutions Grant (ESG), and Housing Opportunities for Persons with AIDS (HOPWA).<sup>54</sup>

PROGRAM	SERVICE	2017 AWARD
CDBG	Provides grants to states and localities to provide decent housing and a suitable living environment, and to expand economic opportunities, principally for low- and moderate-income person	\$23,078,405
HOME	Provides grants to states and localities to expand the supply of affordable housing by building, buying, and/or rehabilitating affordable housing for rent or homeownership or providing direct rental assistance	\$9,619,282

<sup>52</sup> HUD Housing Damage Assessment and Recovery Strategies Report. Housing RSF. Issued June 29, 2018.

<sup>53</sup> FEMA provides update on status of Transitional Sheltering Assistance as program deadline nears. June 8, 2018. FEMA Release Number 199.

<sup>54</sup> Puerto Rico Granted Federal Community Development Funds After Hurricane, Caribbean Business, October 16, 2017, <http://caribbeanbusiness.com/federal-funds-assigned-for-community-development-in-puerto-rico/>

PROGRAM	SERVICE	2017 AWARD
	to low-income people. Since 1992, this program has helped 7,165 participants, and 50% of them have been homebuyers. <sup>55</sup>	
ESG	Provides grants to states and localities to help people regain stability after experiencing a housing crisis or homelessness. This is completed through street outreach, emergency shelter, homelessness prevention, rapid re-housing assistance, and Homelessness Management Information System.	Regular: 3,655,787  Extra: \$2,018,250
HOPWA	Provides grants to states, localities, and nonprofit organizations to provide housing assistance and related supportive services for low-income persons living with HIV/AIDS and their families.	\$1,979,243

Table 9. 2017 funding for select HUD programs

SPECIAL COMMUNITIES

Certain communities in Puerto Rico with concentrations of poverty, lack of basic infrastructure, unacceptable environmental conditions, poor housing status, and high social stressors are designated by the government of Puerto Rico as “Special Communities”. In March 2001, the Government of Puerto Rico enacted the *Special Communities Integral Development Act* into law to institutionalize efforts to promote a better quality of life and social development in these designated communities. This designation has allowed Puerto Rico to assess dedicated financing and governmental support to these Special Communities and to stimulate the involvement of local residents in the improvement and development of their communities.

Today, there are currently 725 Special Communities across the Island, with at least one (1) in every municipality. The more than 208,000 household residents of these communities are important participants of the recovery programs. Large concentrations of special communities can be seen (in the map below) in Quebradillas, Hatillo, Yauco, Canóvanas, and Orocovis.

Because of these factors, the needs of Special Communities will be a key component of the Whole Community Resilience Planning program, which is designed to develop comprehensive recovery strategies at the community-level.

<sup>55</sup> HOME Program Progress Dashboard, cumulative as of 12.31.2017, accessed at [https://www.hudexchange.info/resource/reportmanagement/published/HOME\\_Dash\\_PJ\\_AAAA-PR\\_PR\\_20171231.pdf](https://www.hudexchange.info/resource/reportmanagement/published/HOME_Dash_PJ_AAAA-PR_PR_20171231.pdf)



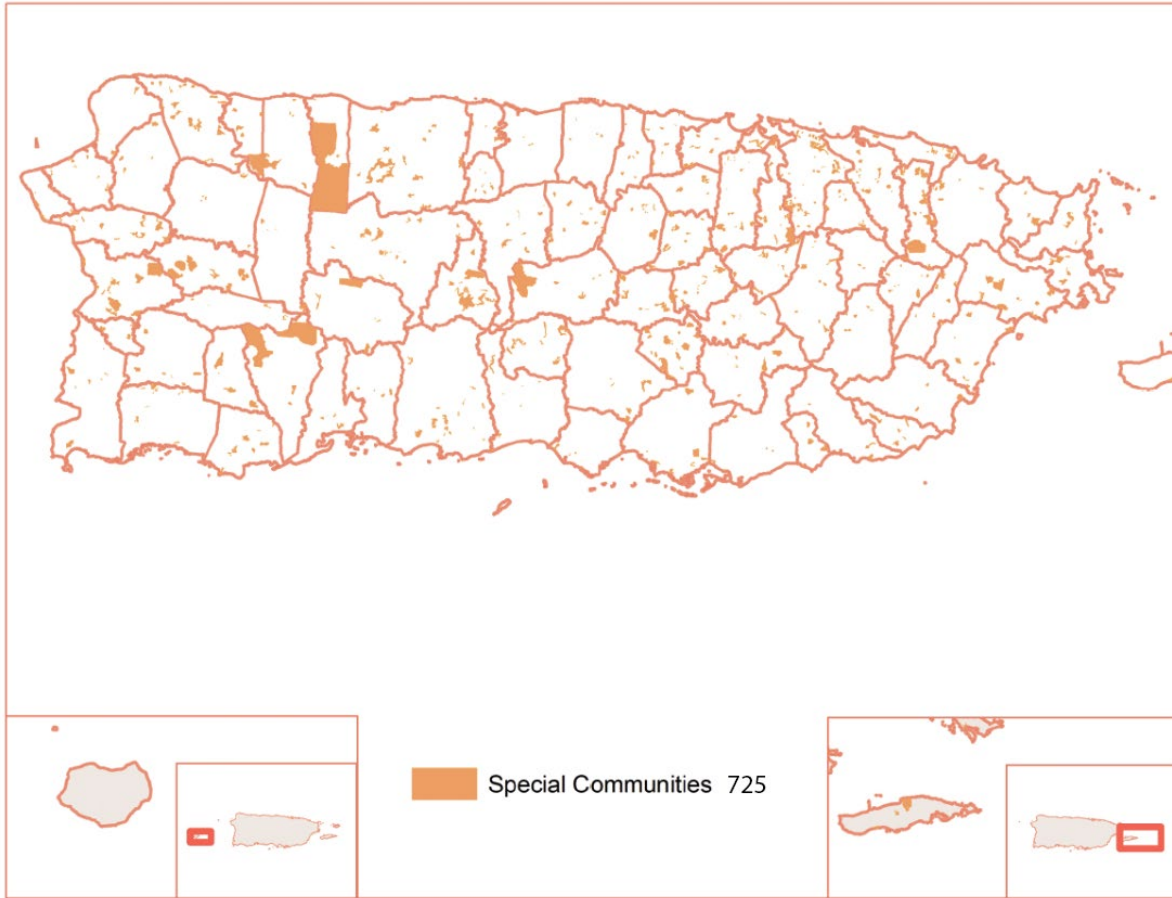


Figure 22. Concentration of Special Communities, data source Puerto Rico Planning Board



# HOUSING IMPACT

Fragility in the housing market has come to full exposure as a result of Hurricanes Irma and María. The degree of damage caused by the hurricanes was worsened due to widespread destruction of inadequate housing structures and damage to unoccupied, unmaintained homes. It has been estimated that anywhere from 45% to 55%<sup>56</sup> of Puerto Rican households have either erected or maintained houses through informal construction, a self-managed method of construction completed without the use of an architect or engineer, proper permits, and often in non-conformance with land-use codes. In many cases, informal construction also occurs without proper real estate title to the land. This type of construction reduces the structural integrity of homes to withstand natural environmental conditions and renders them ineffective to withstand hurricane conditions.

A reality of the market is that cost-burdened households face exacerbated challenges in the search for safe, affordable housing. There are more than 14,500 tenant households and more than 13,300 owned homes that are overcrowded by one (1) or more persons.<sup>57</sup> Funds are needed for the repair or reconstruction of aging and fragile structures, informally constructed homes, and homes unlawfully located on public lands or through illegal subdivision. With compounded factors including overcrowding, thousands of financially overburdened households, an aging population and out-migration of residents under forty (40), the need for comprehensive recovery is critical.



## SINGLE FAMILY HOUSING MARKET

Hurricanes Irma and María have exacerbated an already challenged housing market. A reduction in wage base in the economy has reduced the population’s buying power, limiting homeowner mobility, reducing the purchase of higher value homes, and in many cases creating conditions for foreclosure. With changing

<sup>56</sup> Puerto Rico Builder’s Association Housing Study, February 2018  
<sup>57</sup> Puerto Rico Builder’s Association Housing Study, February 2018

economic conditions and evolving household makeup, Puerto Rico has seen little investment in recent years in homes valued above \$100,000, and more demand for affordable housing. An increase in single parent households and decrease in average household income shows a population of declining means. According to ACS 2012-2016 data, Puerto Rican households have a median income of \$19,606, which is significantly lower than the poorest state in mainland US, Mississippi, with a median household income of \$40,528, and almost 60% less than the US median household income of \$55,322.

Social circumstances have a significant impact on market behavior. Younger couples are delaying investment in property while established, elderly heads of household remain the predominant homeowners. Overall households with small children show a reduction in marriages and an increase in single parent households, predominantly female head of household.

HOUSING DEMOGRAPHICS		
COMMUNITY FACT	UNITED STATES	PUERTO RICO
<b>Housing units, July 1, 2016, (V2016)</b>	135,697,926	1,571,744
<b>Owner-occupied housing unit rate, 2012-2016</b>	63.60%	68.60%
<b>Median value of owner-occupied housing units, 2012-2016</b>	\$184,700	\$118,600
<b>Median selected monthly owner costs -with a mortgage, 2012-2016</b>	\$1,491	\$887
<b>Median selected monthly owner costs -without a mortgage, 2012-2016</b>	\$462	\$154
<b>Median gross rent, 2012-2016</b>	\$949	\$460
<b>Households, 2012-2016</b>	117,716,237	1,237,180
<b>Persons per household, 2012-2016</b>	2.64	2.82
<b>Living in same house 1 year ago, percent of persons age 1 year+, 2012-2016</b>	85.20%	92.80%

American Community Survey Data 2012- 2016

Table 10. Select Housing Demographic Information, Comparison of US 50 States to Puerto Rico

Fifty-five (55) % of the occupied housing units in Puerto Rico have a value less than \$150,000. Single family housing stock before the hurricanes was at 1,555,880 units with approximately 1.2 million of those homes occupied.<sup>58</sup> According to FEMA IA data, over 1.06 million households, or households representing 88% of total housing units, have applied for disaster assistance. As home prices have adjusted to economic conditions and devalued over time, homeowners have been unable to accumulate the capital required to improve their living conditions or accommodate expanding households. According to the Puerto Rico Builders' Association Study, Puerto Rico has seen a 25% drop in property values over the last ten (10) years from \$219,170 in 2007 to \$164,470 in 2017. Total sales (and by price ranges) have been reduced to a

<sup>58</sup> 1-year American Community Survey, 2016, <https://www.census.gov/acs/www/data/data-tables-and-tools/supplemental-tables/>



compounded annual rate of 14.5% between 2004 and 2016. The reduction has been stronger in prices of more than \$160,000 per unit.<sup>59</sup>

As identified by the Puerto Rican Planning Society using U.S. Census data, there are an estimated 92,629 vacant housing units in the municipalities of San Juan, Bayamón, Carolina, Ponce, and Mayagüez alone.<sup>60</sup> The availability of these vacant housing units underscores the importance of the housing choice options that HUD-certified housing counselors will coordinate with impacted individuals by ensuring that residents can access existing units. As outlined in the housing program section later in this plan, rehabilitation and renewal of existing housing units will be a primary course of action for residents who choose to relocate and are in need of new housing.

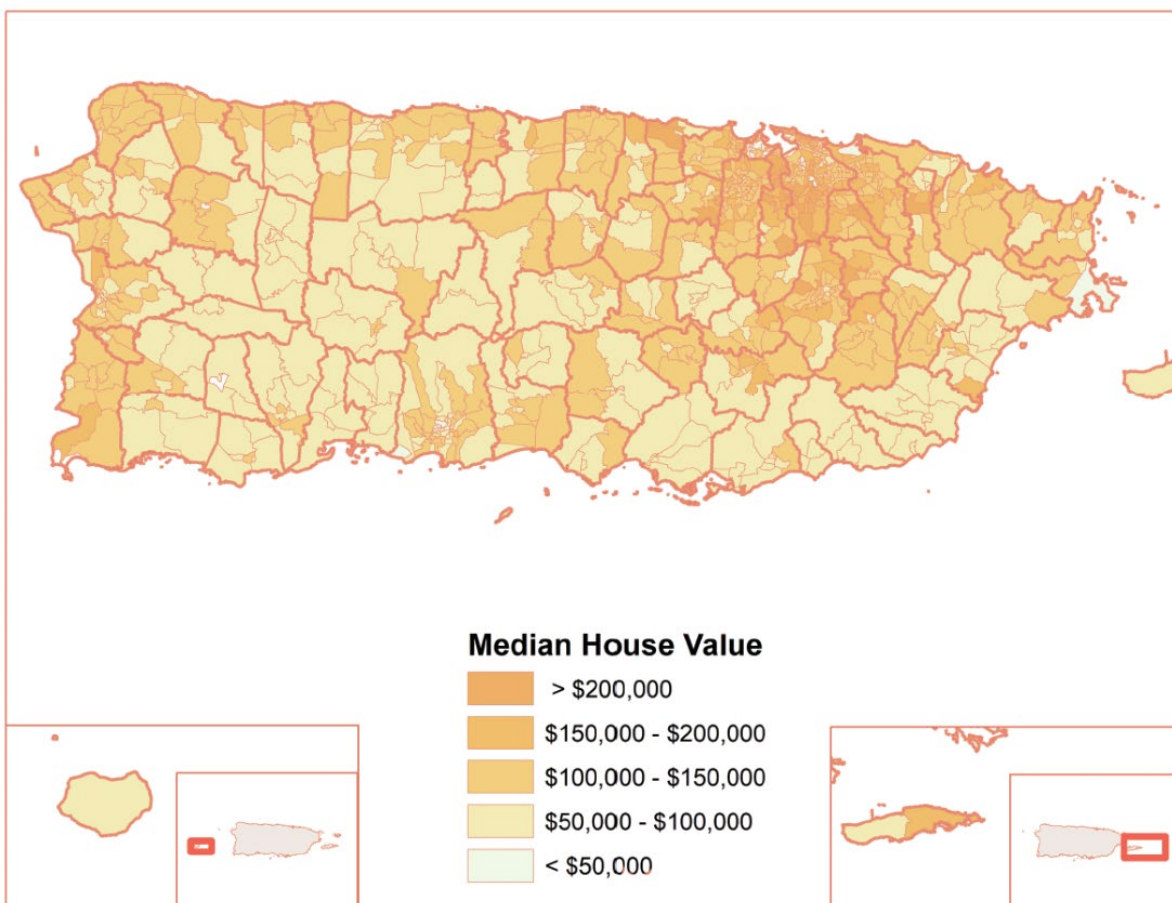


Figure 23. House Median Value, source data from American Community Survey 2012-2016

According to the Department of Housing and Urban Development (HUD), as of April 30, 2018, there were a total of 116,789 FHA Forward Mortgages, representing \$10,262,381,738 in unpaid balance.<sup>61</sup> Some debtors, with FHA-insured mortgages in default, who were ineligible for FHA’s Loss Mitigation Program have been given an extended moratorium on foreclosure. There is a high risk of foreclosure on these

<sup>59</sup> Puerto Rico Builder’s Association Housing Study, February 2018

<sup>60</sup> Submitted by Puerto Rico Planning Society in public comment, dated May 25, 2018

<sup>61</sup> HUD Single-Family FHA Report: Puerto Rico

properties that will follow the moratorium expiration on August 16, 2018. The delinquent loan count increased from 17,475 on August 31, 2017 (before the hurricanes), to 28,940 on April 30, 2018. This represents a financial exposure of over \$2.6 billion in delinquent loans in Puerto Rico. This could lead to vacated homes adding to the already aging stock of unoccupied homes with significant deterioration or damage that is expected to prevent resale.

Aging housing stock further contributes to the decrease in property value, eroding the wealth and asset accumulation of residents. About 40% of the housing stock was built before 1970, with 31% of homes constructed between 1970 and 1989.

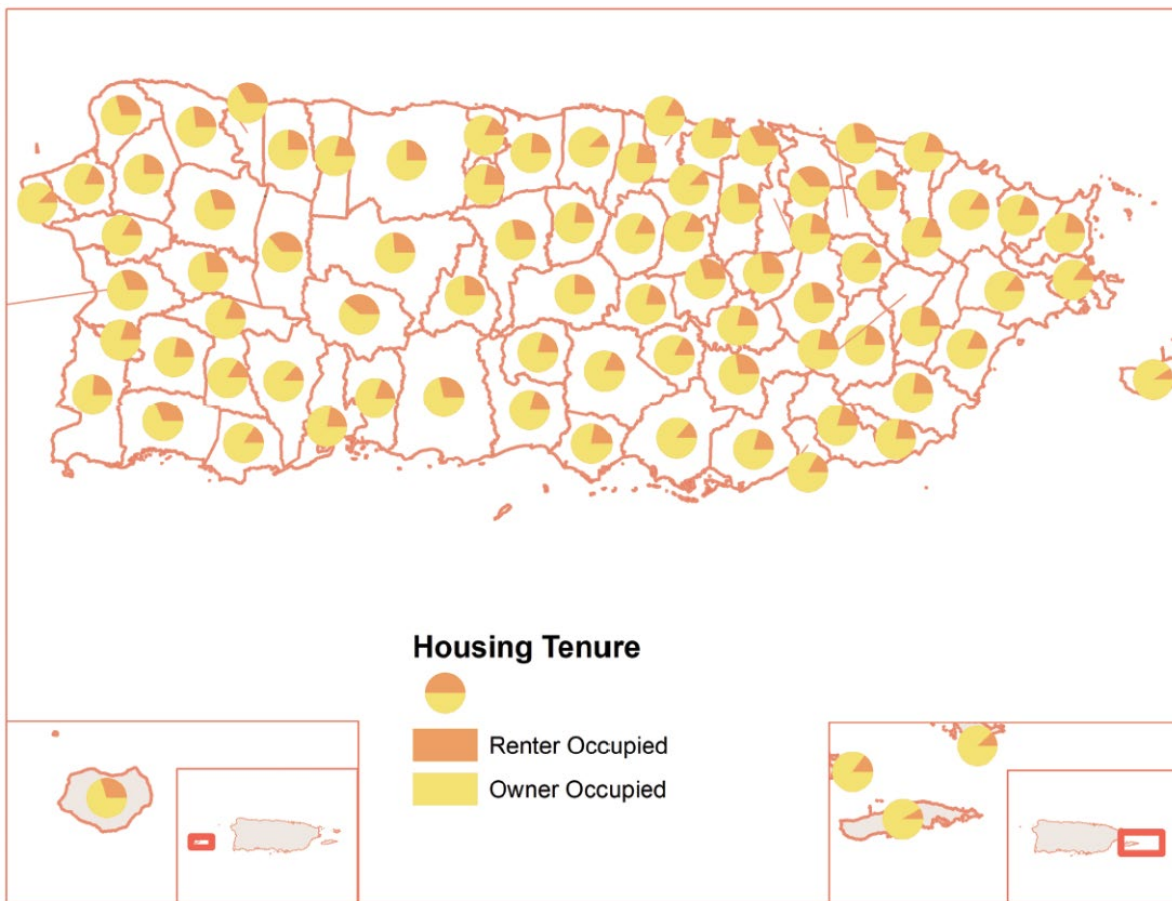


Figure 24. Housing Unit Tenure, source data from American Community Survey 2012-2016





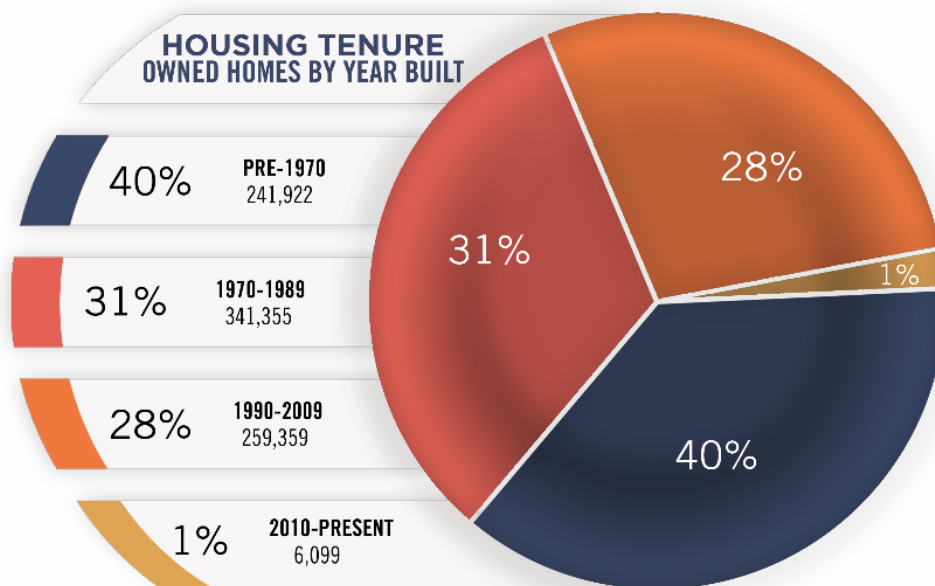


Figure 25. Housing Tenure, source data from American Community Survey 2012-2016

### MULTIFAMILY HOUSING MARKET

According to ACS 2012-2016 data in 2016, there were a total of 1,237,180 housing units in Puerto Rico, of which 31.4 % were occupied in 2016 by 388,445 renters.

According to the Puerto Rico Builder’s Association study, 56.8% of currently rented properties rent for less than \$500 a month, representing more than half of the population of renters. Approximately 36.4% of renters pay between \$500 and \$999 in rent per month, while 6.8% pay between \$1,000 to \$3,000 per month. An estimated 53,000 tenant households live in substandard housing.

Although sufficient quantities of rental units may exist, demand for high-quality affordable rental housing has increased with economic challenges. Households may earn income just above the poverty line, disqualifying them from critical assistance, but too little to afford higher quality rental housing options. These households may earn between \$15,000 to \$25,000 in annual income.



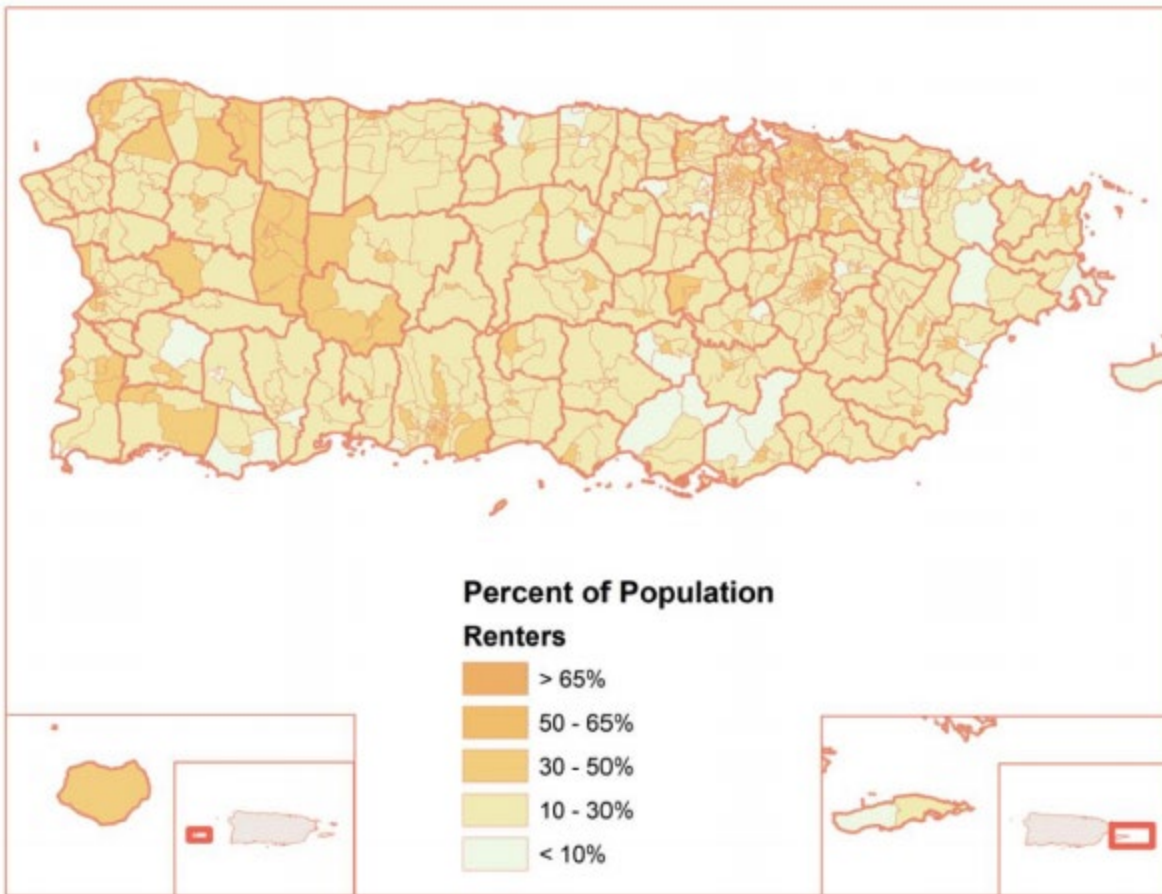


Figure 26. Disbursement of rental population, source data from ACS 2012-2016

A recorded 345,333 renter households applied for FEMA IA assistance as a result of Hurricanes Irma and María.<sup>62</sup> This number of units with confirmed damage may increase as assessment of damage and inspections for code compliance post-hurricane continues. In the rental market recovery, there is a strong need to formalize the island-wide rental market reporting and housing standard compliance. Aging buildings impacted by the hurricane will need to be addressed with a focus on resilience. More than 76% of the Island’s rental stock was constructed before 1990.

<sup>62</sup> FEMA Individual Assistance (FEMA IA) data – FIDA 31621 as of April 2, 2018

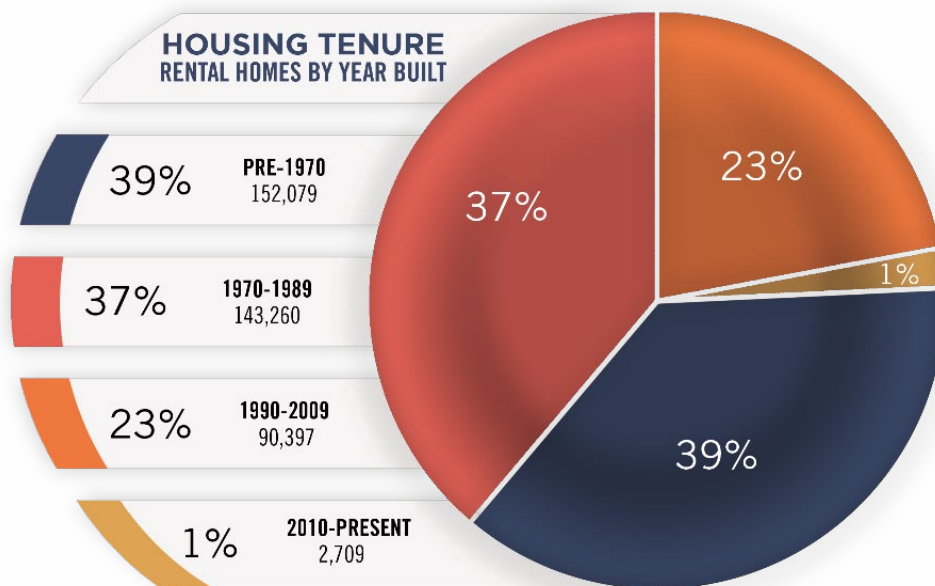


Figure 27. Rental Housing Tenure, source data from American Community Survey 2012- 2016

### IMPACT TO PUBLIC HOUSING

The Puerto Rico Public Housing Authority (PRPHA) is the second largest housing authority in the US, with over 53,000 units across 327 properties. There are also approximately 30,000 households using Housing Choice Vouchers and 18,000 households in project-based Section 8 units. The PRPHA reported 15,386 public housing units with initial damage claims over \$119 million. Full damage assessments are still being completed, and the damage amount is expected to rise. As insurance claims are negotiated with insurers, the amount of unmet needs is expected to adjust. FEMA available funding for public housing funding requests is under development and will not be complete before the due date of this Action Plan. Until such funding levels can be determined, the accurate unmet need in the area of public housing is incomplete.

PUBLIC HOUSING PROJECT TYPE	TOTAL OF DAMAGE CLAIMS	ESTIMATED AMOUNT COVERED BY INSURANCE	REMAINING NEED
Public Housing	\$100,407,981	\$59,342,266	\$41,065,715
State Project	\$1,625,196	\$1,070,465	\$554,731
Tax Credit	\$17,294,285	\$11,096,285	\$6,198,000
<b>Total</b>	<b>\$119,327,462</b>	<b>\$71,509,016</b>	<b>\$47,818,446</b>

Preliminary data provided by PRPHA – February 2018

Table 11. Public Housing Unmet Need

Before the hurricanes, there were 25,000 persons on the public housing waiting list and 7,955 (as of June 2014) on the Section 8 waiting list. PRPHA has been implementing mixed-income, mixed finance strategies as part of its Asset Repositioning Strategic Plan to generate high-quality, diversified housing options. The Gladiolas mixed-finance development, which was still being completed at the time of hurricane María, is

an example of this new strategy, which incorporates public housing units, Section 8 voucher units, market rate, and tax-credit units.<sup>63</sup> Asset repositioning will continue to play a vital role in the recovery process, leading to high-quality diversified housing options for residents across all housing assistance and income categories.

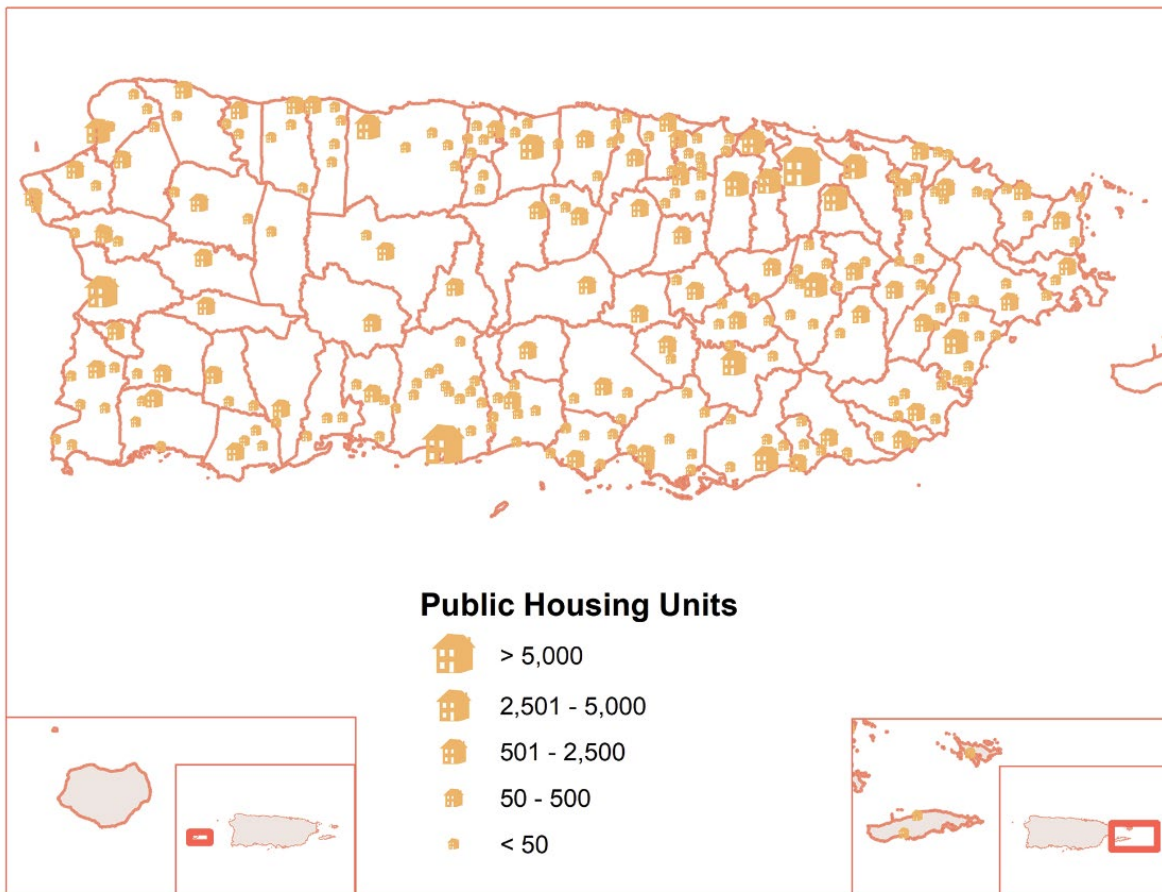


Figure 28. Location of Public Housing Units, data provided by PRPHA

### SHELTERS

When María’s weather projections became a reality, the government quickly recognized the need to evacuate residents into safety shelters. In the Governor’s emergency declaration, Puerto Rico responded to an unprecedented need for hurricane shelter by designating 500 schools and other government buildings as shelters.<sup>64</sup> There were over 15,000 sheltered residents in these designated locations. This included all sectors of the population, including individuals, families with young children, and the elderly.<sup>65</sup> Several of these government buildings provided much needed refuge from the hurricane but lacked appropriate accommodations such as a kitchen area or shower stalls for longer-term use. PRPHA is responsible for the coordination, inspection, and monitoring of shelter facilities provided by the Puerto

<sup>63</sup> <https://archives.hud.gov/local/pr-vi/goodstories/2017-06-14.cfm>

<sup>64</sup> Executive Order EO-2017-047, <https://www.fmcsa.dot.gov/sites/fmcsa.dot.gov/files/docs/emergency/83261/declaration-emergency-pr-2017-oe-2017-047.pdf>

<sup>65</sup> Department of Housing Shelter Report

Rican Government. The agency, in coordination with FEMA, accommodated the unprecedented number of shelter occupants across the Island.

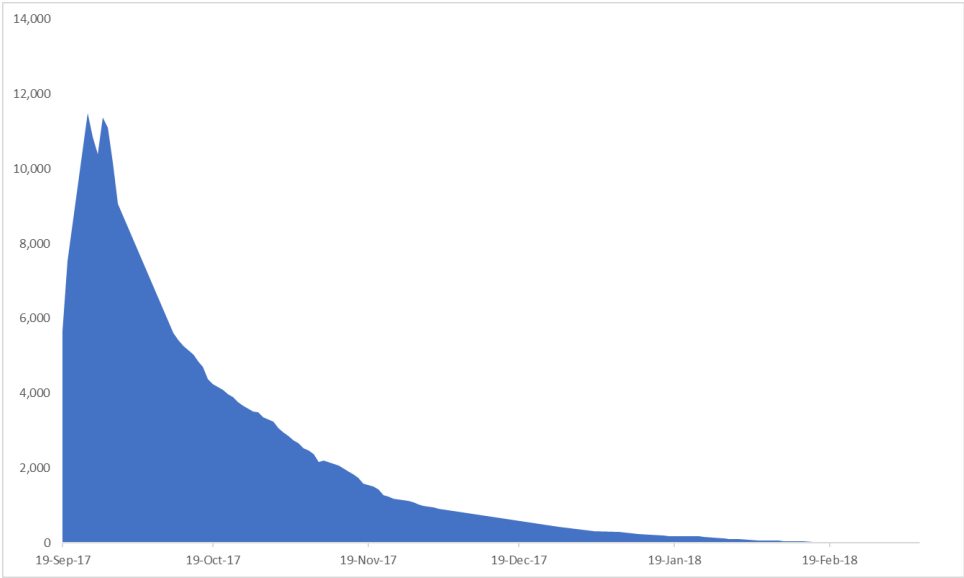


Figure 29. Peak number of shelter occupants in PRDOH shelters

The Government of Puerto Rico worked quickly to place sheltered survivors into transitional living situations more appropriate for daily living. Continuums of Care (CoCs) homeless service providers adapted their existing administrative structure and tools to coordinate a housing placement effort together with the Multi-Agency Shelter Transition Team from FEMA, and the PRDOH. CoCs modified their governance charters to create a committee for Emergency Planning and created uniform assessment forms specifically developed for the disaster recovery effort. The CoCs trained 72 CoC staff and deployed 41 housing navigators who utilized the Coordinated Entry (CE) and Homeless Management Information System (HMIS) to assess 406 survivors in 21 shelters. A Housing Inventory Management Tool was created and over 600 available subsidized housing units were identified, within 9 housing modalities, including public housing, Housing Choice Vouchers, Multifamily, USDA-Rural Development, FEMA Rental Assistance, and locally funded elderly projects.

Households served between January and March 2018 included:

- 177 households with a special needs family member
- 130 households with senior members age 50 or above
- 5.88% of head of households were Native American
- 14.97% of head of households were African American
- 20.86% of head of households identified as multi-racial

Transition efforts for many families included household content that was lost in the hurricane. Working extensively with the Mass Care team at FEMA the CoCs supported the delivery of over 60 Housing Ready





kits to survivors' new homes. Items in these kits included cots or air mattresses, a gas stove, kitchen utensils, hygiene products, and other first necessity products.<sup>66</sup>

### SOCIAL INTEREST HOUSING

Information submitted by stakeholders in formal written comment by various municipalities and non-governmental organizations provides a glimpse into the need for social interest housing. Proposals submitted by organizations such as Centro Pobre Cristo and the Sociedad Puertorriqueña de Planificación (SPP) speak directly to the need for housing special needs populations. PRDOH received proposals for social interest housing from Non-Governmental Organizations (NGO) and municipalities in various regions of the Island. These proposals are available in their entirety at [www.cdbg-dr.pr.gov](http://www.cdbg-dr.pr.gov). The table below identifies a sample of the need for social interest housing as expressed in the proposals received by PRDOH.

ENTITY	SOCIAL INTEREST GROUP BEING ADDRESSED	ESTIMATED COST	PROJECT	PROPOSED NO. OF BENEFICIARIES /UNITS
Adjuntas	Senior Citizens	\$	12,387,000	244
Arroyo	Individuals currently in Temporary Shelters	\$	6,000,000	225
Barceloneta	Senior Citizens	\$	36,000,000	2459
Ceiba	Senior Citizens	\$	81,625,000	850
Fajardo	Senior Citizens	\$	25,000,000	3896
Guaynabo	Senior Citizens	\$	30,081,738	495
Juncos	Senior Citizens, homeless persons, persons recovering from substance abuse, single mothers, domestic violence survivors	\$	22,500,000	245
Salinas	Senior Citizens	\$	31,300,000	2270
San Juan	Senior Citizens, domestic violence survivors	\$	101,280,709	37020
Toa Baja	Senior Citizens	\$	205,300,000	7200
Vieques	Senior Citizens	\$	17,750,000	315
Centro Pobre Cristo para los sin Techo	Homeless persons	\$	-	10
Egida Sagrado Corazón de Jesús, Arecibo	Senior Citizens	\$	17,000,000	120
Fundación Comunitaria de Puerto Rico	Homeless persons, persons with developmental and functional disabilities	\$	198,200,000	2987
FUNDESCO	Homeless persons	\$	231,651	100
Lucha contra el SIDA, INC. (LUCHA)	Senior Citizens, homeless persons, people living with HIV/AIDS	\$	12,808,822	460
			Average Price per housing unit for the Sample:	<sup>67</sup> \$13,540

Table 12. Summary data demonstrating need for social interest housing as expressed in the proposals received by PRDOH

<sup>66</sup> "Puerto Rico Disaster Relief Shelter transition initiative: Lessons Learned in Rehousing Disaster Survivors." March 14, 2018. HUD Technical Assistance Providers. Provided by HUD San Juan Regional Office on May 16, 2018.

<sup>67</sup> This number is an estimate and may include data that mixes units and beneficiaries due to the various formats used in the public comment.

## HOUSING TYPOLOGIES

### INFORMAL CONSTRUCTION

Socioeconomic challenges have led a high number of residents to construct housing without professional design and in many cases without proper permits, or construction materials up to housing regulation or code. Although this type of construction strongly represents the resilience of the Puerto Rican people, it has created a significant number of housing units unfit to withstand the high wind, rain and flooding conditions brought by hurricanes. Although there is no reliable public record of these units, it is estimated that more than half of the Islands’ housing stock has been erected through “informal construction” or construction completed without the assistance of an engineer or architect, or the required permits. Understanding that the realities of island living, and high levels of unemployment, have only resulted in an increase in this type of construction, Puerto Rico is committed to incentivizing recovery assistance that will minimize the occurrence of “informal construction”, and prevent rebuilding in high-risk flood zones or on public land.

### PROPERTY TITLE CONCERNS

High denial rates have left hundreds of thousands without critical assistance and a large unmet housing need.

Due to the extent of undocumented informal construction on unregistered land, reform to the parcel registry is paramount to restructuring the housing market. Parcel registry is important for clarifying ownership and preventing boundary disputes. Informal construction on unregistered land is a concern for all municipalities. The chart below depicts the comparison of known properties with and without title in select municipalities.



Figure 30. Select municipalities' distribution of legal titles and non-legal titles, data provided by PRDOH Planning

## HOUSING FUNDS MADE AVAILABLE

### FEMA INDIVIDUAL ASSISTANCE (FEMA IA)

According to available data as of September 9, 2018, FEMA registered over 1,138,000 applicants, however reports indicate significant ineligible rates and low payouts, with only 216,431 approved for housing repair or replace assistance.

Owner-occupied single-family homes with repair needs represent the largest group of María impacted properties across Puerto Rico. According to FEMA, 786,756 owner-occupied households were estimated to sustain damage across the Island. More than 618,059 owner-applicants to FEMA housing programs resided in a house or a duplex and another 168,686 resided in other single-family housing types. Upon FEMA inspection, these 786,756 residences had more than \$1.34 billion in real property verified losses.

The map below displays concentrations of real property loss normalized by housing units.

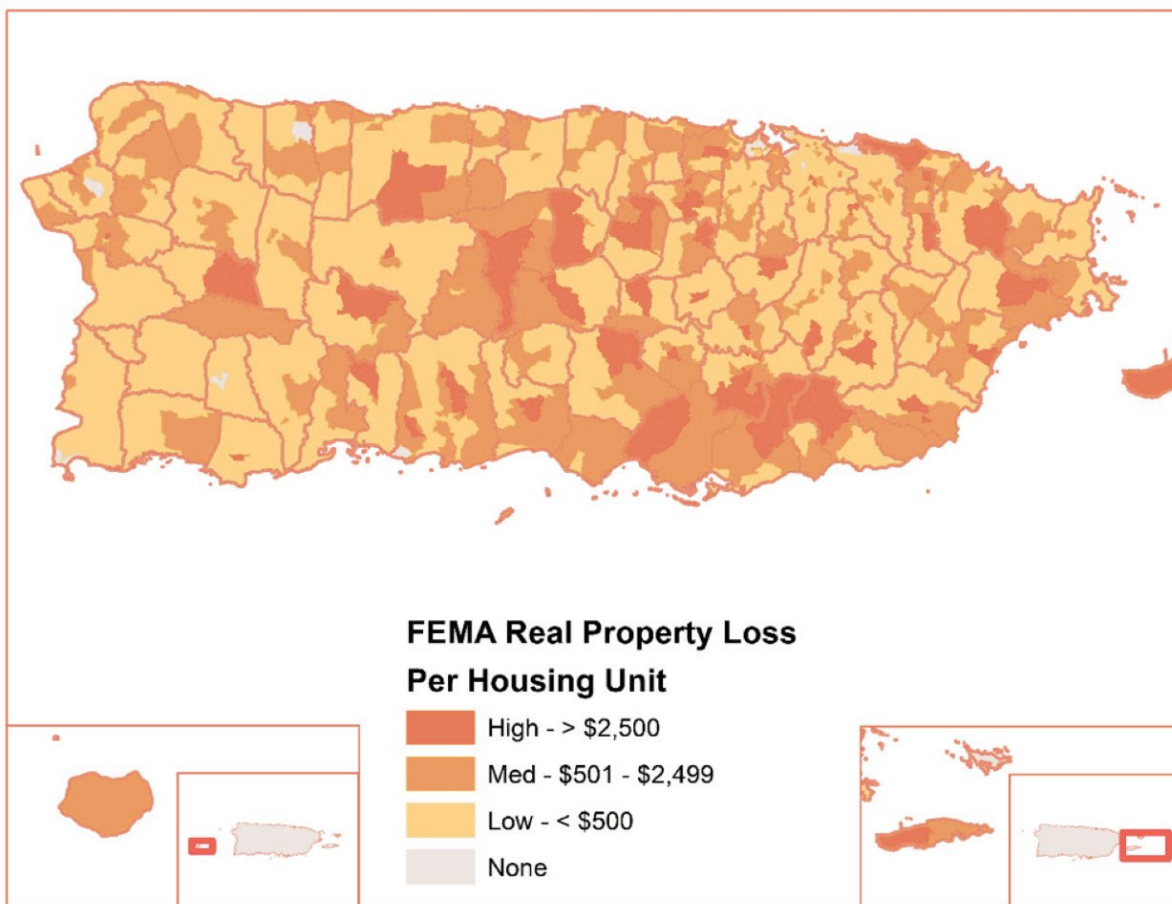


Figure 31. FEMA Real Property Loss

Overall, there are 618,059 applicants residing in owner-occupied houses or duplexes, representing 78% of the owner-occupied applicant pool. Condo, townhouses and apartment owners make up 16% of the applicant pool for a total of 117,359 owner-occupied condominiums, apartments and townhouses.

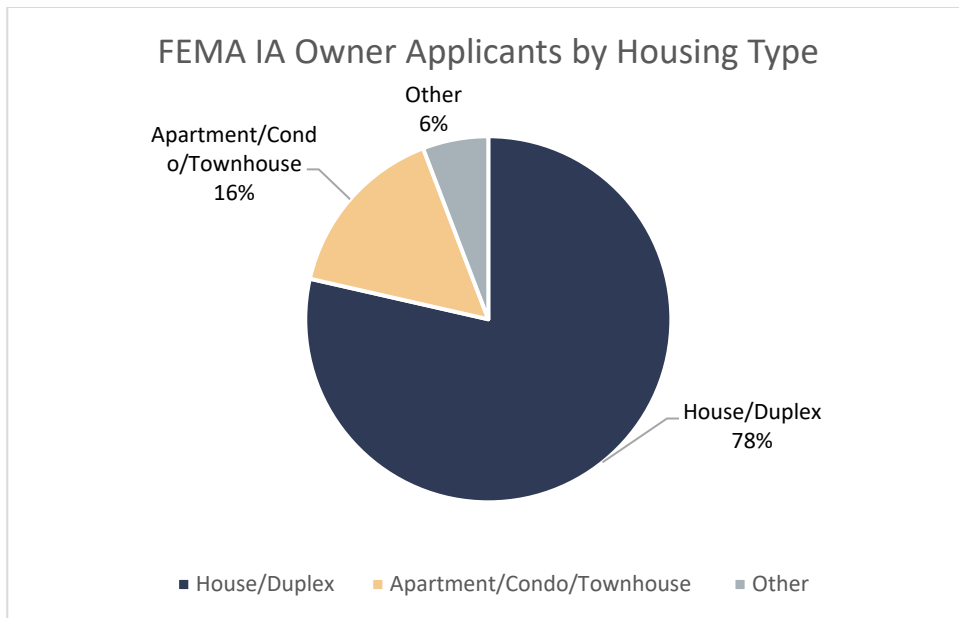


Figure 32. FEMA IA Owner-occupied applicant by Housing Type

When reviewing FEMA Individual Assistance data, specifically considering owner-applicants who are considered Low- or Moderate-Income, 20.4% or 160,724 applicants are elderly (65 or older) and below 80% of the Area Median Income. When looking at the same data set, individuals with Access and Functional Needs make up 1.1% of the population, or 8,834 applicants. The compound effects of being elderly and of limited income make recovery especially challenging for this population. For that reason, PRDOH has chosen to give priority to elderly applicants in several housing recovery programs.

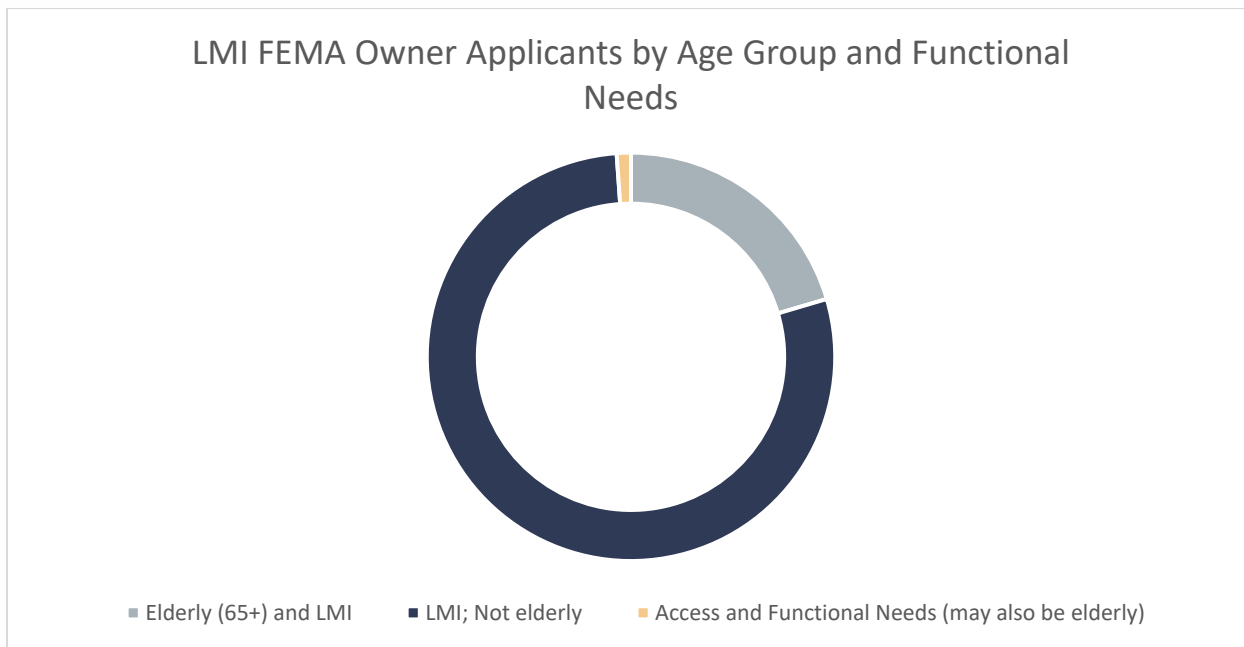


Figure 33. LMI FEMA Owner Applicants by Age Group and Functional Needs

## FEMA STEP – TU HOGAR RENACE

PRDOH, FEMA and the Government of Puerto Rico have overseen the FEMA Sheltering and Temporary Essential Power (STEP) program, known as Tu Hogar Renace (Your Home Reborn, in English), as a first step in the recovery process for thousands of Island residents.

The Tu Hogar Renace program is designed to bring property to a safe, functional and habitable level and limits maximum investment in each property to \$20,000. The program allows residents to return to their properties and shelter in place until permanent repairs can be made. Improvements include repairs to electric service, roofs, walls and windows, natural gas or propane service, and the removal of debris.

By design and by FEMA directive, STEP repairs are intended to be temporary. Often, the work performed under STEP is built upon during CDBG-DR housing rehabilitation and reconstruction programs. Furthermore, STEP generally does not consider Green Building requirements, Energy Star, Code, or Housing Quality Standards, which are HUD expectations for housing activities.

As of September 13, 2018, Tu Hogar Renace has received 216,540 applications and has determined 122,314 eligible.<sup>68</sup> The program has served residents in every municipality conducting temporary repairs. Most program activity is concentrated in the following 5 municipalities:

Bayamón	San Juan	Caguas	Carolina	Humacao
5,873	5,157	4,503	4,244	3,942

*Table 13. Number of applicants in the Tu Hogar Renace program, provided on program website through interactive map*

The temporary repairs performed on these homes will support residents to remain in place, in their own homes and communities while they await long-term recovery options. Importantly, however, FEMA funds for permanent housing construction (PHC) have not been made available in Puerto Rico. This leaves an important funding solution out of the overall recovery and places greater demand on the CDBG-DR funds. FEMA PHC funds were made available in Texas for Hurricane Harvey recovery.

## FEMA NATIONAL FLOOD INSURANCE PROGRAM (NFIP) AND PRIVATE INSURANCE

In October 2017 FEMA paid \$2.8 billion in NFIP claims for Hurricanes Harvey, Irma and María and only \$121,000 of that was paid to Puerto Rican households. As of April 25, 2018, NFIP paid out \$17.9 million in flood claims to 413 households. Only 5,675 homeowners had flood insurance when María made landfall, representing a fraction of the population located in FEMA designated flood zones. An overlay of FEMA applicant locations to the current 100-year flood boundary identified 245,586 applicants in the flood zone. This gap in coverage for the population at large contributes to an exponentially high unmet need in the housing sector.

The gap between the number of insured properties and the estimated number of impacted homes in the floodplain is especially important to note given the limitations in the Federal Register for the CDBG-DR recovery funds allocated under this Action Plan. The Register states:

<sup>68</sup> Tu Hogar Renace website, accessed on September 13, 2018, <https://tuhogarrenace.com>



“... a grantee may only provide assistance for the rehabilitation/ reconstruction of a house located in a floodplain if: (a) The homeowner had flood insurance at the time of the qualifying disaster and still has unmet recovery needs; or (b) the household earns less than the greater of 120% AMI or the national median and has unmet recovery needs.”<sup>69</sup>

Impacted applicants at incomes above the specified limits, unless otherwise waived, who did not have flood insurance at the time of the event will not be eligible for assistance.

Additionally, 4,556 private flood claims resulted in payments of \$25 million over 1,399 payouts.<sup>70</sup>

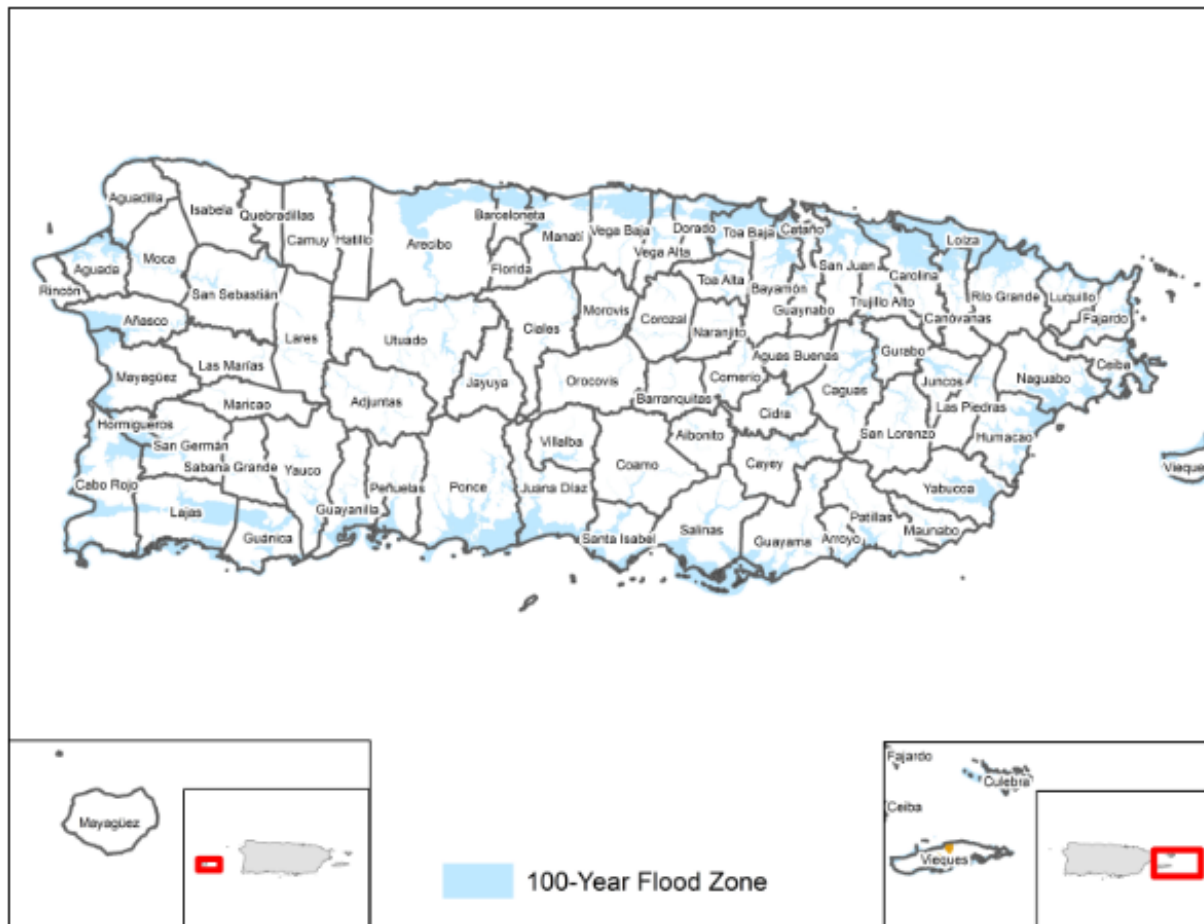


Figure 34. High level view of FEMA 100-year flood advisory zone, 2018

<sup>69</sup> 83 FR 5844, 5865 <https://www.govinfo.gov/content/pkg/FR-2018-02-09/pdf/2018-02693.pdf>

<sup>70</sup> Office of the Commissioner of Insurance for Puerto Rico, claim summary, February 28, 2018

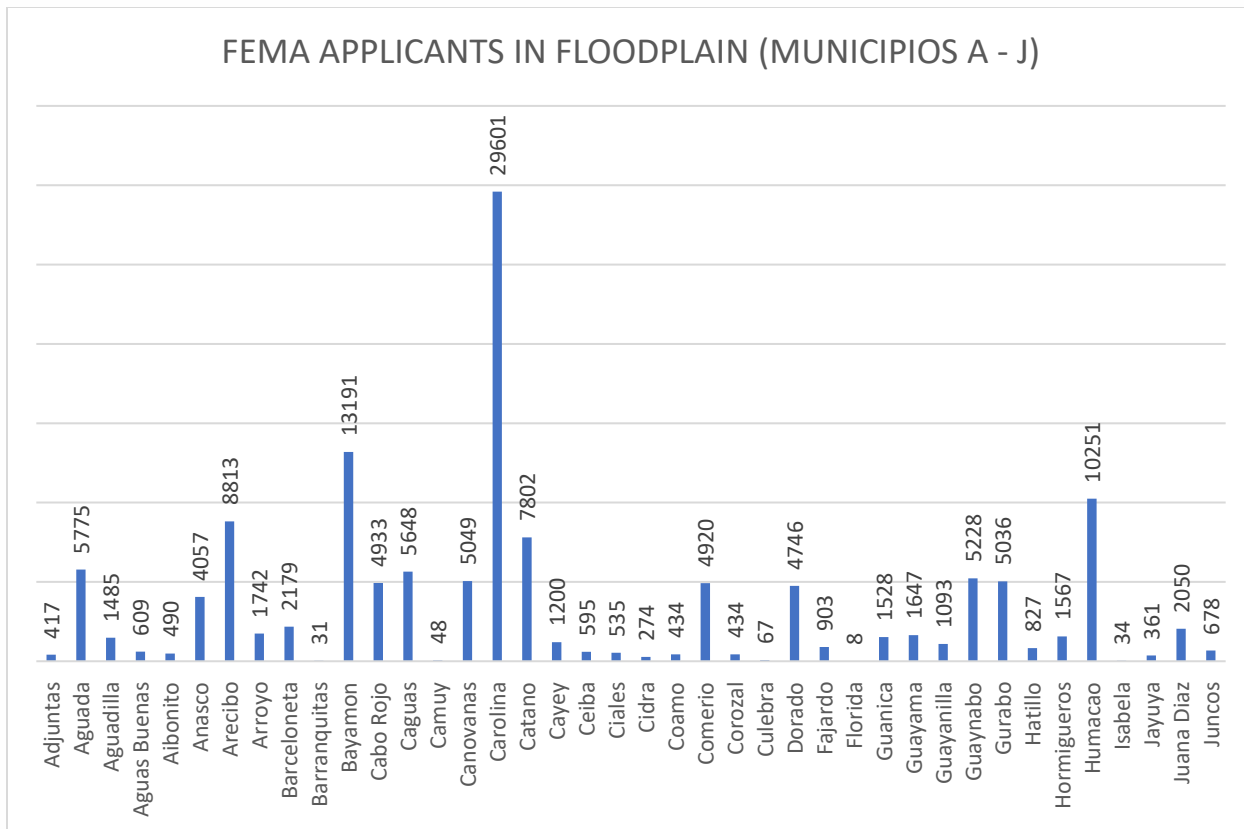


Figure 35. Chart of FEMA IA applicants located in 100-year flood advisory zone by municipality, as identified by overlay on 2018 advisory map – municipalities A through J



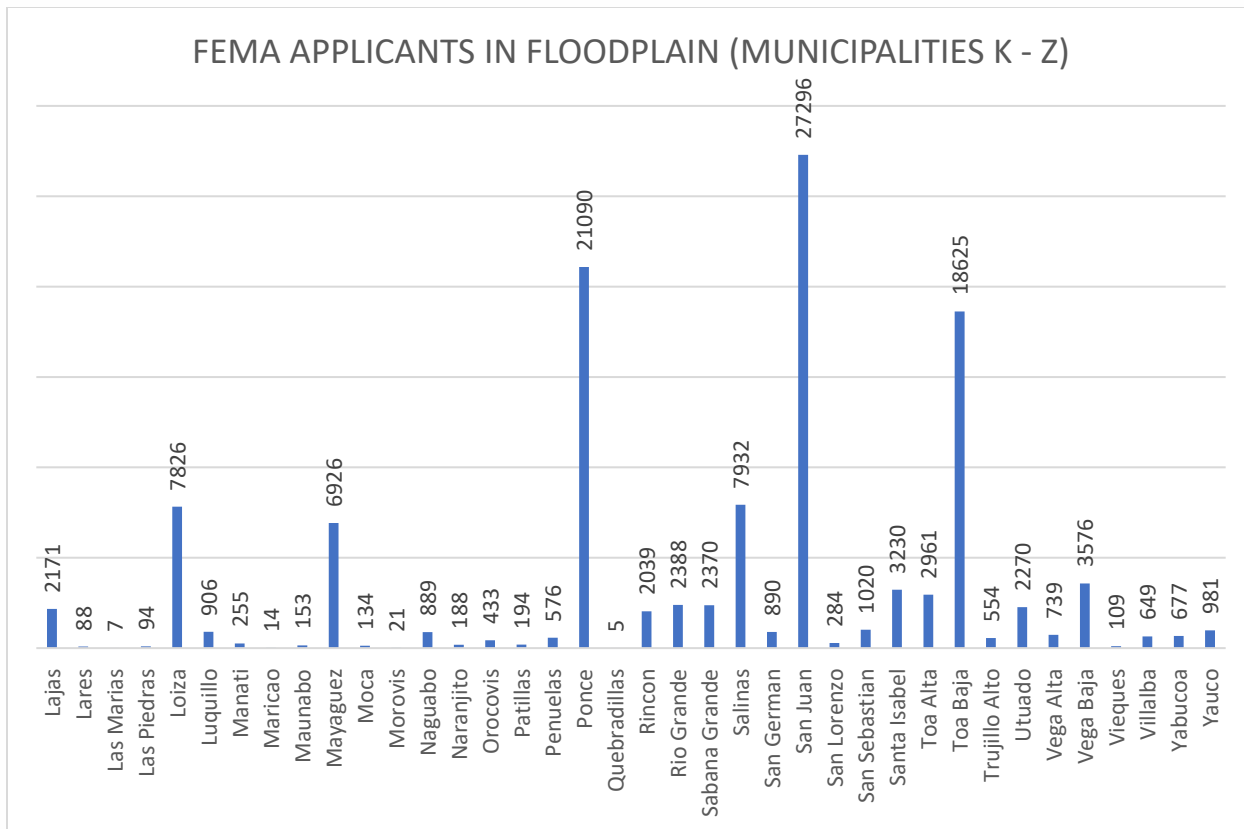


Figure 36. Chart of FEMA IA applicants located in 100-year flood advisory zone by municipality, as identified by overlay on 2018 advisory map – municipalities K through Z



ADDITIONAL MAPS REGARDING FEMA INDIVIDUAL ASSISTANCE DATA

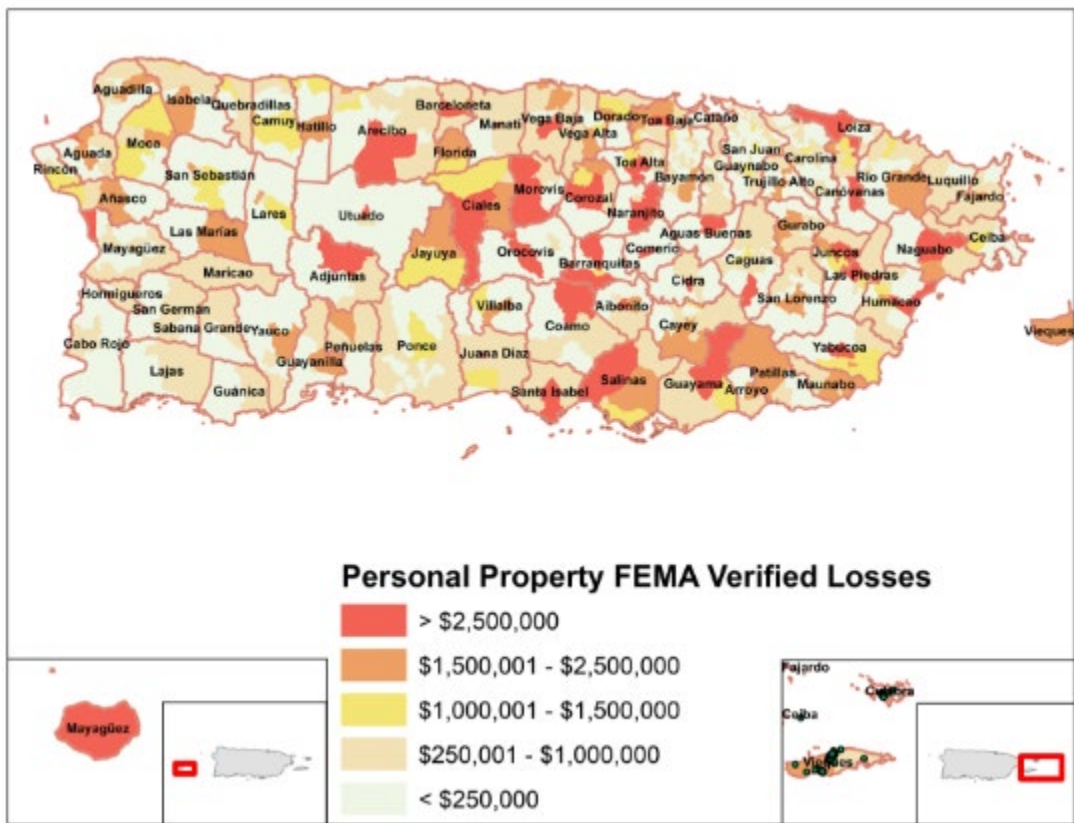


Figure 37. Total FEMA IA Verified Losses<sup>71</sup>

<sup>71</sup> Data in the maps represents census tract-level information pertaining to damage and individual assistance. Based on FIDA\_31621\_ISAA\_CDBG\_4339 and FIDA\_31621\_ISAA\_CDBG\_4336.

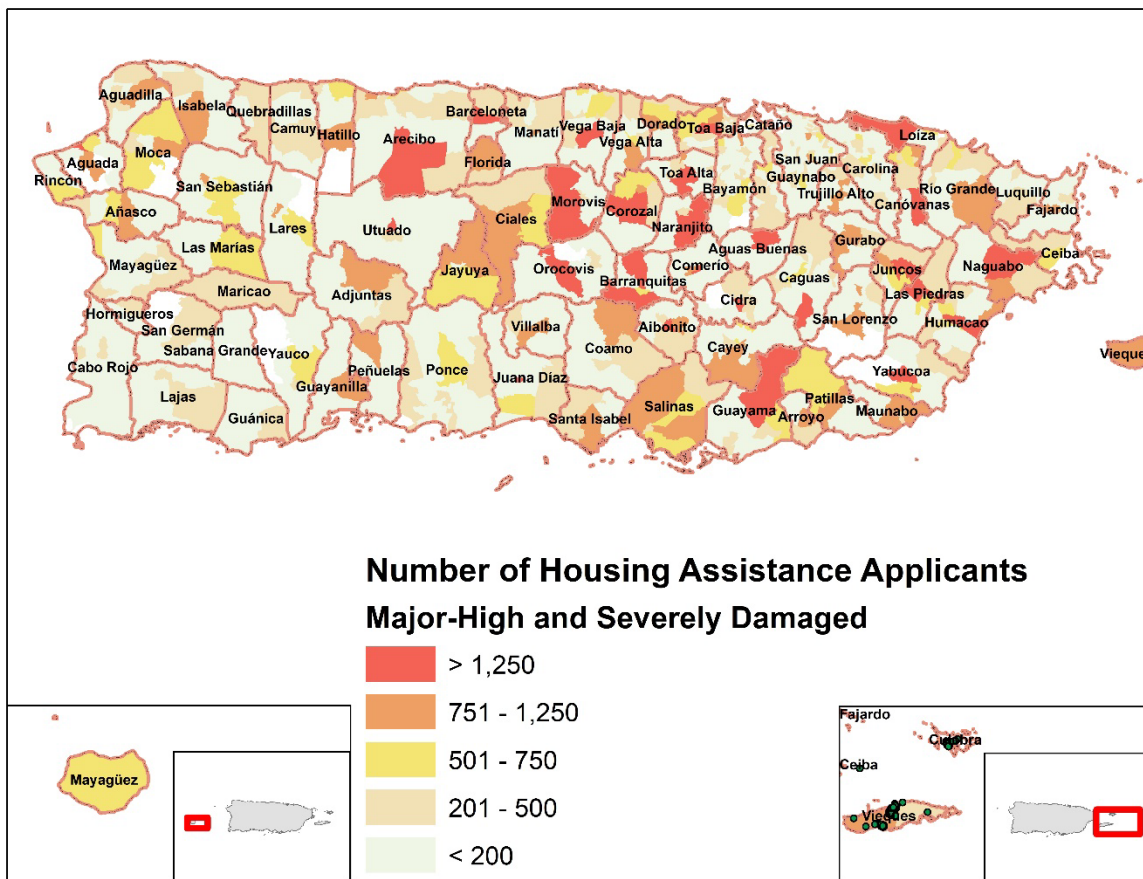


Figure 38. Homes classified as having major-high and severe damage by FEMA<sup>72</sup>

<sup>72</sup> Data in the maps represents census tract-level information pertaining to damage and individual assistance. Based on FIDA\_31621\_ISAA\_CDBG\_4339 and FIDA\_31621\_ISAA\_CDBG\_4336



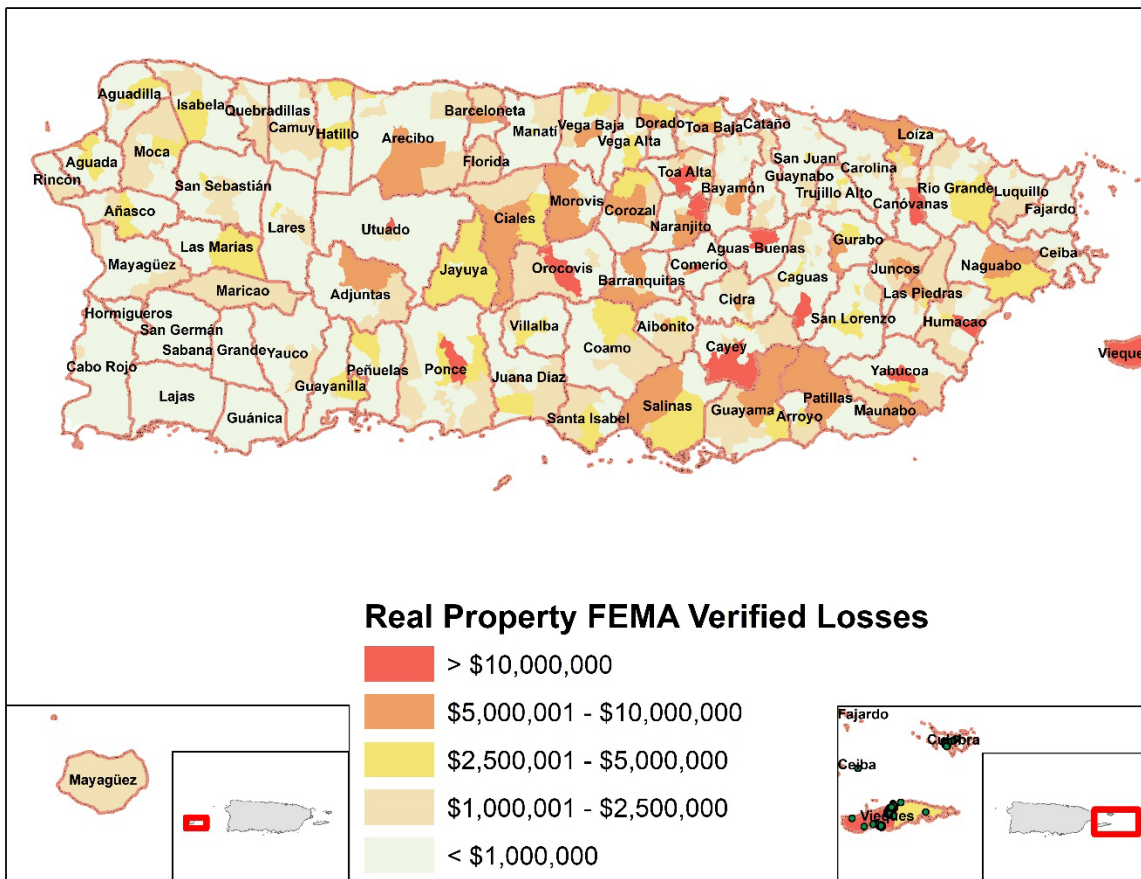


Figure 39. Dollar value of real property FEMA verified Losses<sup>73</sup>

<sup>73</sup> Data in the maps represents census tract-level information pertaining to damage and individual assistance. Based on FIDA\_31621\_ISAA\_CDBG\_4339 and FIDA\_31621\_ISAA\_CDBG\_4336

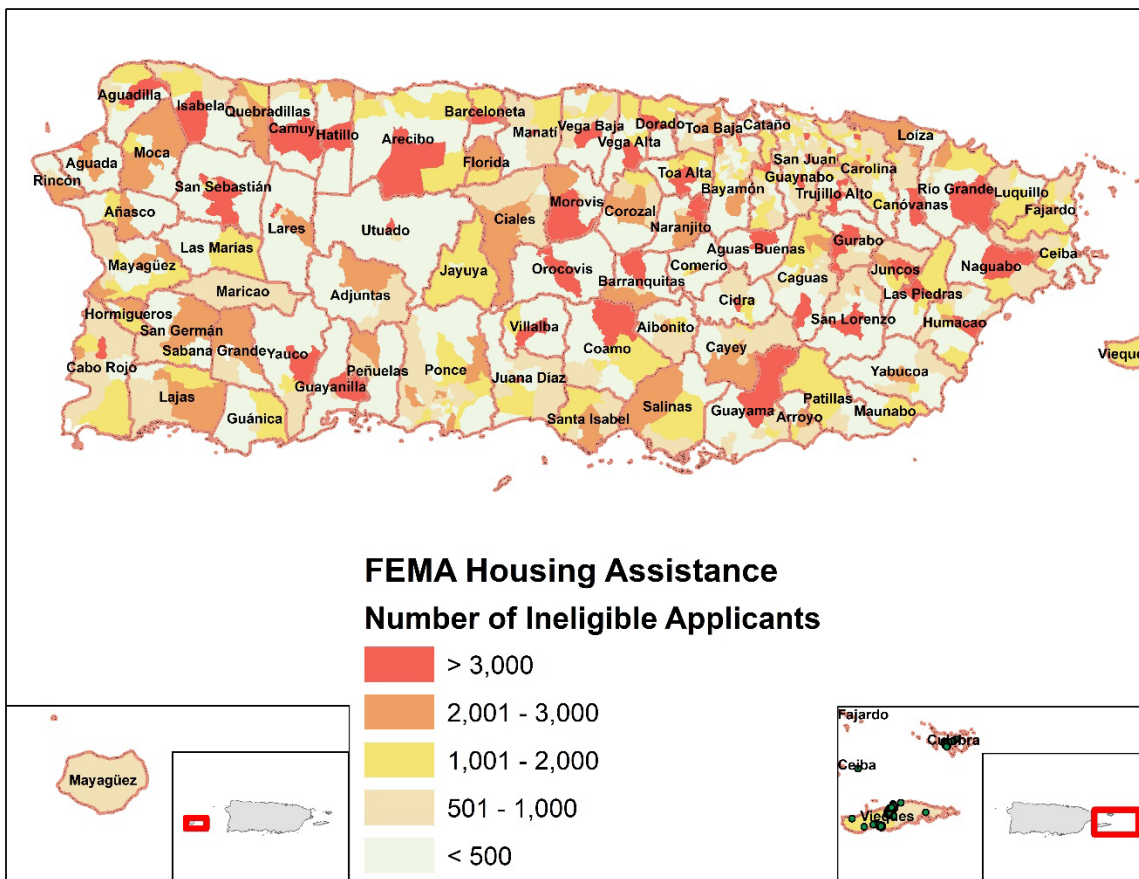


Figure 40. Number of Applicants deemed ineligible for FEMA IA<sup>74</sup>

## HOUSING UNMET NEED

### HOUSING IMPACT METHODOLOGY

Denial rates for FEMA Housing Assistance (81%) and percent of those applying for but not receiving SBA (61%) have been uniquely high for Puerto Rico. The remaining homeowners who have been unable to secure this or other assistance funding have been left with an overwhelming unmet recovery need. Utilizing best available data, the current unmet need for housing in Puerto Rico has been calculated by a methodology accounting for the gap between FEMA Verified Loss (FVL) and SBA award. FEMA’s Individuals and Households Program provides assistance for repairs and replacements that will make a home “habitable” whereas SBA awards loan funding for the full cost to restore a home.

HUD calculates “unmet housing needs” as the number of housing units with unmet needs times the estimated cost to repair those units minus repair funds already provided. However, because complete data sources are often difficult to obtain after a major disaster event, HUD has stated that empirically justified calculations may be used to determine the average cost to fully repair a home. Generally, this is accomplished by “using the average real property damage repair costs determined by the Small Business Administration for its disaster loan program for the subset of homes inspected by both SBA and FEMA.

<sup>74</sup> Data in the maps represents census tract-level information pertaining to damage and individual assistance. Based on FIDA\_31621\_ISAA\_CDBG\_4339 and FIDA\_31621\_ISAA\_CDBG\_4336

Because SBA is inspecting for full repair costs, it is presumed to reflect the full cost to repair the home, which is generally more than the FEMA estimates on the cost to make the home habitable”.<sup>75</sup>

Previously approved impact assessment methodologies have utilized the SBA estimates of damage and repair needs, FEMA IA Housing Assistance data, and National Flood Insurance Program (NFIP) data in combination with each other to triangulate the real need as opposed to relying only on FEMA verified losses alone. Utilizing SBA damage estimates provides a more comprehensive look at recovery than simply looking at FEMA inspected damage. SBA sends “construction specialists” trained to evaluate a more complete cost of repairing or replacing a damaged structure to each applicant, returning a more comprehensive estimate of recovery than original estimates from FEMA. Also, further accounting for under-representation of impacted populations stemming from FEMA ineligible applicants provides a more accurate picture of overall housing impact across a study area.

Specifically, for Puerto Rico, FEMA loss estimates are lower than SBA estimates for both real property and personal property. The average FEMA real property loss for Irma and María was \$4,506 based on 297,161 applicants with FEMA verified losses. SBA average verified losses per household were valued at \$31,341 based on 67,171 applicants represent a 6.96 times higher verified loss amount than FEMA. SBA median loss value of \$25,118 is 31.9 times higher than FEMA’s value of \$785 for the same group of applicants. SBA’s average verified personal property losses at a value of \$8,989 per household are 5.39 times higher than FEMA’s \$1,667 per household. Furthermore, matching FEMA’s applicant data with SBA’s loan data on FEMA registrant number for more than 122,000 applicants highlighted two other important facts utilized in identifying housing unmet needs. First, FEMA underestimates the number (count) of housing units with real property losses. Specifically, 25.41% of matching records (disaster victims) had \$0 FEMA real property losses but greater than \$0 SBA verified property losses. Second, FEMA underestimates the number (count) of housing units with personal property losses. Specifically, 24.99% of matching records had \$0 FEMA personal property loss but greater than \$0 SBA verified contents losses.

For Irma and María, when applying the average verified loss amount (\$31,341) of all SBA applicants with real property losses (67,171) to those who were disqualified or turned down for SBA loan assistance and those for whom a FEMA loss was established pushes the full extent of housing impact caused by Hurricane María to more than \$33.9 billion (before accounting for an increase in rebuilding for resilience or deductions for funds already provided). A few additional considerations are factored in to arrive at a more comprehensive picture for this estimated unmet need. Utilizing the median SBA real property damage amount of \$25,118 accounts for outliers in the SBA data (a few very high and very low damage amounts) driving the average SBA loss up. Applying the median SBA property loss amount of \$25,118 to the total number of SBA applicants who were not approved, in conjunction with HUD estimates of unmet housing needs for those without a determined real property loss, provides a more conservative and realistic view of losses to residential property across the Island. Utilizing the unmet needs values from HUD discussed below, and FEMA data about the number of applicants (more than 1.13 million) results in an unadjusted housing impact of \$34.1 billion. Methods for creating housing impacts and unmet needs are discussed below.

---

<sup>75</sup> Federal Register Vol. 78, No. 43 /Tuesday, March 5, 2013. <https://www.govinfo.gov/content/pkg/FR-2013-03-05/pdf/2013-05170.pdf>

Housing impacts for the needs assessment was calculated using SBA data in conjunction with FEMA applicant information. We begin (table 14) by utilizing the known real property (repair) losses from SBA for the 67,171 applicants for which this value is determined (A). Included here are also an estimate (B) of losses for those SBA applicants who were not approved for a disaster loan, SBA verified reconstruction losses (C), and verified manufactured home losses (D). Combined these SBA derived losses are more than \$3 billion (E).

ID	LINE ITEM	COUNT	VALUE
A	SBA applicants with a real estate verified loss	67,171	\$ 2,105,188,478
B	SBA applicants without a real estate verified Loss (Estimate)	61,420	\$ 1,542,747,560
C	SBA Applicants with verified Reconstruction Losses	1,548	\$ 212,929,642
D	SBA applicants with verified Manufactured Home Loss	87	\$ 3,176,538
E	Total verified loss of FEMA applicants referred to SBA (Estimate)	130,226	\$ 3,864,042,218

Table 14. SBA Verified Losses

FEMA non-renter (owner or “not specified”) applicants (~ 1,000,000) are not represented by SBA data alone, that requires a more nuanced approach. Here, “not specified” non-renter populations are those who have neither indicated ownership nor renter status when applying for FEMA IA support. First, one can account for SBA’s higher average loss value by multiplying any FEMA verified loss amount by 6.96 to create a more realistic loss estimate. Secondly, utilizing loss value cutoffs and rebuild cost estimates, established in the Federal Register, can provide a clearer understanding of losses across the Island.<sup>76</sup>

Table 15 shows the breakdown of estimated losses to those not accounted for in SBA’s loan dataset. Rows represent a breakdown of owner losses by HUD classified Minor-Low to Severe damage categories for those owner applicants with FEMA personal property verified losses but without FEMA real property verified losses. Here, FEMA real property and personal property verified losses were first multiplied by 6.96 and 5.39 respectively, to account for underestimates in FEMA derived losses and then classified into updated HUD designated unmet needs categories outlined in the Federal Register.<sup>77</sup> Owner-occupied housing damage categories were derived by calculating a real property loss category (Table 15) based on each applicant’s real property losses. A similar personal property loss category was created for each applicant based on a different set of criteria (Table 16). The final damage classification for each applicant was calculated as the “max” of these two (real property and personal property) categories. Total damage estimates for each Federal Register specified damage category was derived by multiplying counts of

<sup>76</sup> <https://www.gpo.gov/fdsys/pkg/FR-2018-02-09/pdf/2018-02693.pdf>

<sup>77</sup> <https://www.gpo.gov/fdsys/pkg/FR-2018-08-14/pdf/2018-17365.pdf>



applicants (by damage category) and HUD provided estimates (Table 18). Here, a straight-line linear model is implemented, producing estimates for Minor-Low and Minor-High categories not provided by HUD.

In Table 17, an estimate of additional potential unmet needs populations (J) was generated by first multiplying the sum total of owner applicants without either a real property or personal property loss (F) and the number of SBA applicants without a FEMA registrant number (I) less those who have applied to SBA (G) by 24.99% (accounting for FEMA’s missing real property losses compared to SBA’s), adding 24.99% of the remaining homes across the Island (accounting for missing damages for those who did not apply for FEMA Housing Assistance) (H) less the total number of unique FEMA applicants (1,138,843). This potential unmet need applicant count is then multiplied by the median SBA property loss value (\$25,118) and summed with values (A-J) to create an estimated loss for all homeowner applicants (L). Estimated total losses of \$25.8 billion (M) to homeowners is derived by summing this value (L) with losses from SBA data alone (Table 14, Line E).

DAMAGE CATEGORY	ASSOCIATED REAL PROPERTY LOSSES
Minor-Low	Less than \$3,000 of FEMA inspected real property damage.
Minor-High	\$3,000 to \$7,999 of FEMA inspected real property damage.
Major-Low	\$8,000 to \$14,999 of FEMA inspected real property damage and/or 1 to 4 feet of flooding on the first floor.
Major-High	\$15,000 to \$28,800 of FEMA inspected real property damage and/or 4 to 6 feet of flooding on the first floor.
Severe	Greater than \$28,800 of FEMA inspected real property damage or determined destroyed and/or 6 or more feet of flooding on the first floor.

Table 15. Owner-Occupied Real Property Damage Categories and Values





DAMAGE CATEGORY	OWNER OCCUPIED PERSONAL PROPERTY LOSSES
Minor-Low	Less than \$2,500 of FEMA inspected personal property damage.
Minor-High	\$2,500 to \$3,499 of FEMA inspected personal property damage.
Major-Low	\$3,500 to \$4,999 of FEMA inspected personal property damage or 1 to 4 feet of flooding on the first floor.
Major-High	\$5,000 to \$8,999 of FEMA inspected personal property damage or 4 to 6 feet of flooding on the first floor.
Severe	Greater than \$9,000 of FEMA inspected personal property damage or determined destroyed and/or 6 or more feet of flooding on the first floor.

Table 16. Owner-Occupied Personal Property Damage Categories and Values

ID	LINE ITEM	COUNT	VALUE
A	FEMA “owner” or “non-specified” applicants in HUD Minor-Low damage category	98,325	\$ 3,222,598,400
B	FEMA “owner” or “non-specified” applicants in HUD Minor-High damage category	59,285	\$ 2,331,738,335
C	FEMA “owner” or “non-specified” applicants in HUD Major-Low damage category	43,581	\$ 1,757,316,663
D	FEMA “owner” or “non-specified” applicants in HUD Major-High damage category	51,503	\$ 2,874,485,436
E	FEMA “owner” or “non-specified” applicants in HUD Severe damage category	89,942	\$ 6,948,199,384

ID	LINE ITEM	COUNT	VALUE
F	Total owner or "not specified" applicants without a FEMA Verified Loss (Property or Contents)	450,874	
G	Total SBA applicants	130,226	
H	Total Housing Units in Declared Municipalities	1,571,744	
I	Number (count) of SBA Applicants without a FEMA Registrant ID	3,656	
J	Potential additional unmet need population	189,267	\$ 4,754,008,506
K	Median verified loss		\$ 25,118
L	Losses of FEMA applicants not represented by SBA data (Estimate)		\$ 21,988,346,724
M	Total verified loss of all homeowner applicants across FEMA and SBA (Estimate)		\$ 25,852,388,942

Table 17. Estimated Damage to Owner Applicant Dwellings



Category of Real Property Damage	Count of Owner or "Other" Applicants with FEMA verified Personal Property Losses	Count of Renter Applicants with FEMA verified Personal Property Losses	HUD Provided Estimate of Unmet Need
Minor Low	98,325	5,028	\$33,792 (Estimate)
Minor High	59,285	11,871	\$39,331 (Estimate)
Major Low	43,581	19,178	\$40,323
Major High	51,503	28,495	\$55,812
Severe	89,942	42,053	\$77,252

Table 18. HUD and estimated unmet needs based on personal property derived damage category

A similar method as above was utilized to capture impacts to affected renter applicants (Table 20). Damage categories for renter occupied units were derived using a similar method applied only to personal property losses (Table 19) because FEMA does not inspect rental units for real property damage so personal property damage is used as a proxy for unit damage.<sup>78</sup> Lines A-E represent a break-down of renter losses by HUD classified Minor-Low to Severe damage levels for those applicants with FEMA personal property verified losses but without FEMA real property verified losses. Here, FEMA personal property verified losses were first multiplied by 5.39 to account for underestimates in losses then classified into HUD designated categories based on federal registry classifications. Damage estimates were derived by multiplying counts of applicants (by damage category) by HUD provided estimates (Table 20). An estimate of potential unmet needs populations (H) was generated by multiplying the total renter applicants without either personal property loss (F) by 12.95% (accounting for FEMA's \$0 personal property losses compared to SBA's > \$0 contents losses) and subtracting a count of SBA applicants who received funds to support rental repair (G). This potential unmet need applicant count is then multiplied by the median SBA property loss value (I) and summed with values (A-E) to create an estimated loss for all home renter applicants (J).

<sup>78</sup> Counts of damaged units are likely conservative because applicant level flood depth information was not utilized in this assessment.

DAMAGE CATEGORY	RENTER OCCUPIED PERSONAL PROPERTY DAMAGE
Minor-Low	Less than \$1,000 of FEMA inspected personal property damage.
Minor-High	\$1,000 to \$1,999 of FEMA inspected personal property damage.
Major-Low	\$2,000 to \$3,499 of FEMA inspected personal property damage or 1 to 4 feet of flooding on the first floor.
Major-High	\$3,500 to \$7,499 of FEMA inspected personal property damage or 4 to 6 feet of flooding on the first floor.
Severe	Greater than \$7,500 of FEMA inspected personal property damage or determined destroyed and/or 6 or more feet of flooding on the first floor.

Table 19. Renter-Occupied Personal Property Damage Categories and Values



ID	LINE ITEM	COUNT	VALUE
A	FEMA “Renter” applicants in HUD <i>Minor-Low</i> damage category (SBA Multiplier)	5,028	\$ 169,906,176
B	FEMA “Renter” applicants in HUD <i>Minor-High</i> damage category (SBA Multiplier)	11,871	\$ 466,898,301
C	FEMA “Renter” applicants in HUD <i>Major-Low</i> damage category (SBA Multiplier)	19,178	\$ 773,314,494
D	FEMA “Renter” applicants in HUD <i>Major-High</i> damage category (SBA Multiplier)	28,495	\$ 1,590,362,940
E	FEMA “Renter” applicants in HUD <i>Severe</i> damage category (SBA Multiplier)	42,053	\$ 3,248,678,356
F	Total renter applicants without a FEMA Verified Personal Property (Contents) Loss	238,708	
G	Total SBA business applicants with verified repair, reconstruction, or relocation losses (rental NAICS code)	1,414	\$ 86,039,067
H	Potential additional unmet need population	29,487	\$ 740,654,466
I	Average verified loss		\$ 25,118
J	Total verified loss of rental property (Estimated)		\$ 7,075,853,800

Table 20. Estimated Damage to Renter Applicant Dwellings

Next, damages cataloged by other sources outside of SBA and FEMA are accounted for (Table 20). Included here are preliminary public housing damage estimates<sup>79</sup> (A) provided by Puerto Rico’s Public

<sup>79</sup> Note: The public housing damage estimates are in the initial phases and are likely to rise as the formal loss assessments are completed.



Housing Administration, insured residential damages (B), and private flood insurance damages (C) from Puerto Rico's Office of the Commissioner of Insurance.

ID	LINE ITEM	COUNT	VALUE
A	Real estate damage to public housing	145	\$ 173,541,248
B	Insured Damage - Domestic and Foreign Residential Property	179,818	\$ 850,250,134
C	Insured Damage - Private Flood	4,556	\$ 27,535,880

Table 21. Other Housing Damages

Totaling across all areas reveals total housing losses of at least \$33.9 billion. Accounting for 38% in additional costs associated with necessary resilience measures such as more stringent building codes, cost of compliance measures, elevations, or freeboard requirements increases the total estimate of damages to more than \$36.5 billion (Table 22).<sup>80</sup> HUD has historically accepted 30% in additional costs to account for resilience measures. Due to the high number of informally built homes in Puerto Rico, it is estimated that the cost of resilience is higher than 30%. The HUD memo released on April 10, 2018, which outlines the methodology used to make a second allocation of \$18.4 billion for Puerto Rico, accounts for approximately \$8 billion (or 46% of the unmet needs allocation) dedicated solely to resilience. To account for the estimated higher cost of resilience, the unmet needs assessment uses the median, 38%, between the historically accepted 30% resilience costs and 46% allocated for resilience in the HUD memo. HUD's serious unmet housing needs multipliers consider rebuilding structures to code. Thus, the full 38% resiliency cost is not applied to those estimates of damage associated with HUD supplied serious unmet needs multipliers for major-low to severely damaged structures. Rather, it is only applied to damage estimates originating in SBA and FEMA base datasets.

<b>TOTAL HOUSING VERIFIED LOSS</b>	<b>\$ 33,979,570,004</b>
Accounting for additional resilience costs	<b>\$ 36,517,245,560</b>

Table 22. Total Estimated Losses

Accounting for insurance, loans, and other recovery resources (Table 22) depicts the total benefit provided to Puerto Rico to date. Here, more than \$2.6 billion across 11 categories spanning federal, state, and local resources have been provided to the Island. Unfortunately, recovery funds provided to date still leave a large unmet housing need of nearly \$34 billion (Table 23). Because the impact of hurricanes Irma and María was felt island-wide, unmet needs data in the following table is calculated at an island-wide level.

<sup>80</sup> Utilizing HUD's breakdown of resilience/mitigation as a ratio of the total allocation results in a 46% resilience allocation. This may in fact be more in line with needs to bring informal housing up to resilient standards.

ID	SERVICE	COUNT	VALUE
A	FEMA housing assistance payments	216,431	\$ 674,159,686
B	SBA home loan current manufactured housing payments	21	\$ 616,800
C	SBA home loan current real estate payments	39,227	\$ 909,421,788
D	SBA home loan current relocation payments	105	\$ 9,944,303
E	SBA home loan current reconstruction payments	579	\$ 45,028,692
F	SBA business loan payments to landlords	595	\$ 21,684,800
G	FEMA NFIP building payments	13,149	\$ 143,704,773
H	Public housing funds		\$ 71,509,016
I	Housing Finance Authority		\$ 9,800,000
J	Insurance Payment (Residential)	113,021	\$ 737,515,376
K	Private Insurance Flood Payments	2,391	\$ 25,052,095
L	Total benefit (to date)		\$ 2,648,437,329

Table 23. Sources and amounts of recovery funds (to date)

<b>TOTAL UNMET HOUSING NEED TO PRE-HURRICANE STANDARDS</b>	<b>\$31,331,132,675</b>
Accounting for additional resilience costs	<b>\$33,868,808,231</b>

Table 24. Unmet Housing need for Puerto Rico

## CDBG-DR HOUSING ASSISTANCE

### R3 Program

In July of 2019, PRDOH launched the Home Repair, Reconstruction, or Relocation Program (commonly referred to as the R3 Program) as a priority housing assistance program under CDBG-DR. Within the first five (5) months of intake the R3 Program accepted approximately 26,951 applications resulting in an oversubscription to the program before intake closed on January 7, 2019.<sup>81</sup>

Of the 26,951 applications received, 64% or approximately 18,500 are priority applicants, meaning they are elderly, disabled, or live in homes with significant damage remaining. As of March 12, 2020, approximately 24%, or 6,000 applicants, have been deemed eligible to receive assistance, and intake has been completed for approximately 46% of these applications, with those numbers growing each day as existing submissions are reviewed for eligibility.<sup>82</sup>

Total Applicant Population	Intake Complete	Eligible Applicants Approved
26,951	46.1%	24%

*Table 25. Total Applicant population for R3 Program as of March 12 and current percent of applications that have completed intake and percent of applications that have been approved for assistance.*

The R3 Program began construction on homes on 2020 and construction will continue in the forthcoming years as the Program works towards serving the unmet needs of its growing population of eligible applicants.

Assistance through this program is being implemented to provide relief to citizens who were impacted by Hurricanes Irma and María and have a demonstrable unmet housing need. The R3 Program provides assistance to single-family structures that may include, but are not limited to:

- Duplexes;
- Manufactured Housing Units (MHU); and
- Detached, stand-alone, stick-built or concrete residential structures;
- Attached units.

The R3 Program also recognizes the unique housing typologies that exist in Puerto Rico and therefore supports the consideration of other housing structure types such as:

- A structure that was connected to utilities at the time of the disasters.
- A structure fixed to a permanent location.
- Land owned by an applicant on which the structure was located at the time of the hurricanes.

Applicants in the R3 Program are also eligible for housing support services through the Housing Counseling Program and/or Title Clearance Program; two housing programs which are also currently active.

<sup>81</sup> PRDOH has established a notifications portal for citizens who are interested in participating in the program should it reopen. The number of registrants to the portal continues to grow. Assistance to these individuals is contingent upon additional funding.

<sup>82</sup> Data as of March 12, 2020.

### **Title Clearance Program**

The Title Clearance Program, which was launched in September 2019 serves as a valuable resource for applicants to the R3 Programs and other Programs in the CDBG-DR portfolio, as well as households struggling to obtain clear title to their homes. As of March 12, 2020, the Title Clearance Program has accepted close to 2,000 applications, with 64% of the applications coming from priority applicants who are elderly, occupy government-owned land, or have encountered challenges receiving Federal assistance due to lack of a clear property title<sup>83</sup>. The Title Clearance Program works closely with the R3 Program to ensure applicants served under R3 may clear title while receiving assistance. Applicants do not need a clear title to be eligible for R3 and those deemed eligible by providing non-traditional ownership documents are automatically referred to the Title Clearance Program. As of March 12, 2020, approximately 1,000 eligible R3 Program applicants are receiving title clearance services in the Title Clearance Program<sup>84</sup>. The number of R3 Program referrals grows each day as more residents are deemed eligible to receive assistance with non-traditional ownership.

### **Housing Counseling Program**

The Housing Counseling Program is supported by six (6) subrecipient HUD-Certified Counseling agencies around the Island. Since its launch in September 2019, the Housing Counseling Program has accepted nearly 1,500 applications who have received or who will receive housing counseling services on various topics like foreclosure prevention, disaster preparedness, or homeownership. The Housing Counseling Program serves as valuable support for vulnerable populations around the island, 93% of those who have applied are low or moderate income individuals. The average annual income for Housing Counseling Program participants is \$12,630.<sup>85</sup>

---

<sup>83</sup> Data as of March 12, 2020.

<sup>84</sup> Data as of March 12, 2020.

<sup>85</sup> Data as of March 12, 2020.

# INFRASTRUCTURE IMPACT

## CATASTROPHIC IMPACT TO POWER GRID

Puerto Rico's electrical grid was already in a state of deterioration when the hurricanes hit. Irma first caused a power outage for nearly 50% of the Island, then María caused a complete loss of power in all 78 municipalities. By 2 a.m. on September 20, 2017, Puerto Rico experienced a total blackout. Due to a damaged outage management system, Puerto Rico Electric Power Authority (PREPA) was initially unable to read meters in order to determine an accurate count of residents left without service. Nearly three months later, fiber optic cables were repaired allowing the system to read meters and begin the targeted road to recovery.

Under these conditions, the impact has been staggering. Power restoration has been hampered due to the sheer scale and complexity of the damage. Much of the Island's 2,400 miles of transmission lines, 30,000 miles of distribution lines and 342 substations were severely damaged during the hurricane event.

Before the hurricanes, PREPA was already an underfunded public utility in need of an estimated \$4 billion to overhaul its outdated power plants and reduce its reliance on imported oil. In July 2017, PREPA filed for bankruptcy with \$9 billion in debt, according to the Puerto Rico Fiscal Agency and Financial Advisory Authority. As of May 2018, the Government of Puerto Rico is in the process of privatizing PREPA in hopes of incentivizing innovation, boosting efficiency and improving overall services.

Power restoration is a combined effort from the U.S. Army Corps of Engineers, FEMA, PREPA and the utility industry which, as of March 21, 2018, have all come together to restore service to 93.4% of PREPA customers, or more than 1,368,864 residents.<sup>86</sup> The agency estimated full recovery by May 2018, but there have been setbacks along the way. On April 12, 870,000 customers lost power when a tree fell on a major power line near the town of Cayey while workers were clearing vegetation. A week later, on April 18, power was lost to all of Puerto Rico when an excavator repairing 2017 damage from Hurricane María hit a line connecting two major power plants.

## IMPACT TO CRITICAL INFRASTRUCTURE

### HEALTH CARE SERVICES

The widespread failure of Puerto Rico's power grid had a crippling effect on the Island's 69 hospitals. Weeks after María made impact only a handful of hospitals were up and operating on generators, with operations threatened daily due to the shortage of diesel fuel and disruption in fuel distribution due to damaged roads. Governor Rosselló responded by ordering that all hospitals be placed on a priority list to receive diesel. Under these conditions, few hospitals remained operational, with limited supplies, in many cases with no running water, and few if any operating rooms for life-sustaining treatment. Supplemental health care arrived on October 3, 2017 when the U.S. Navy dispatched the USNS Comfort, a Military Sealift Command hospital ship with more than 800 personnel and one of the largest trauma facilities in the US.

<sup>86</sup> U.S. Army Corps of Engineers, [https://www.army.mil/article/202518/fact\\_sheet\\_six\\_months\\_after\\_hurricane\\_the\\_corps\\_provides\\_update\\_about\\_historic\\_power\\_restoration](https://www.army.mil/article/202518/fact_sheet_six_months_after_hurricane_the_corps_provides_update_about_historic_power_restoration)



FEMA facilitated the deployment of more than 4,700 medical personnel within the first six months and cared for over 38,000 survivors in the agency's largest medical response mission ever.<sup>87</sup> Countless volunteers and charitable organizations also provided service.

One U.S.-based non-profit, Direct Relief, reportedly delivered over \$1.8 million in charitable financial assistance and more than 453 tons of supplies. In the month of October alone the organization transported 76 tons of medicine and medical supplies distributed to more than 20 health centers across Puerto Rico. Days before Christmas they airlifted another 40 tons of medicine. As of March 2018, six months following Hurricane María, Direct Relief had provided charitable assistance to more than 60 hospitals and clinics and delivered more than \$62.6 million in medical aid including medicine, supplies and services.<sup>88</sup>

### GUAJATACA DAM FAILURE

One of the Island's largest dams, the Guajataca Dam located in Puerto Rico's northwest corner, sustained considerable damage due to Hurricane María's extreme winds, and 15 inches of flooding rains, that it failed 19 days after impact. Guajataca is a hydroelectric dam, 120 feet high, holding water from the Guajataca River in the neighborhood of Terranova. The reservoir of the dam lies between the municipalities of Quebradillas, Isabela and San Sebastián, and was built to hold back 55.3 million cubic yards of water. Weakened by the hurricane, the emergency spillway of the dam eventually collapsed, flooding communities and contaminating the water supply for over 350,000 Puerto Ricans. The government ordered the evacuation of 70,000 residents in and surrounding the towns of Isabela and Quebradillas.

The U.S. Department of Defense and U.S. Army Corps of Engineers arrived onsite 4 days after Hurricane María and worked for 20 days just to stabilize the dam. The Air Force, Marines, Navy and Army National Guard along with the Puerto Rican National Guard joined the Corps to fly in jersey barriers and super sack sandbags to stop the flooding. Long-term plans to repair the dam are underway. For now, the Corps has completed temporary fixes involving the installation of diesel water pumps to draw down the crest waterline at the dam and refill the canal that supplies drinking water to 250,000 residents.<sup>89</sup>

### DISRUPTED COMMUNICATIONS

Communication disruptions across the islands complicated response efforts for months. Days after the hurricane, on September 27, 2017, the Federal Communications Commission issued a status report indicating that both 911 centers on the Island were operational, but that 91.1% of the Island's cell sites were out of service. Every municipality reported that 75% or more of their cell sites were out of service, with 100% of cell sites out of service for 31 of the 78 municipalities.<sup>90</sup>

<sup>87</sup> Six Months After Maria: Progress Made, Work Continues, March 16, 2018, <https://www.fema.gov/news-release/20200220/six-months-after-maria-progress-made-work-continues>

<sup>88</sup> Six Months After Hurricane Maria, 2018 Recovery Continues in Puerto Rico, Direct Relief, <https://www.directrelief.org/2018/03/six-months-after-hurricane-maria-recovery-continues>

<sup>89</sup> Feds Fight to Firm Up Puerto Rico Dam, ENR Southeast, February 26, 2018, <https://www.enr.com/articles/44047-feds-fight-to-firm-up-puerto-rico-dam>

<sup>90</sup> Communication Status Report for Areas Impacted by Hurricane Maria, September 27, 2017, Federal Communications Commission, [https://transition.fcc.gov/Daily\\_Releases/Daily\\_Business/2017/db0927/DOC-346943A1.pdf](https://transition.fcc.gov/Daily_Releases/Daily_Business/2017/db0927/DOC-346943A1.pdf)

## FEMA PUBLIC ASSISTANCE (PA)

Hurricane Irma Category A and B work totaled \$13,214,147 for the four eligible areas; Canóvanas, Jayuya, San Juan, Yauco and state-wide as of February 04, 2020. This updated amount shows a decrease of \$17,375 in Category A projects and an increase of \$2,564,822 in Category B projects since the data submitted in the original Action Plan was pulled on September 10, 2018. The table below includes the updated figures.<sup>91</sup>

DR – 4336, HURRICANE IRMA CATEGORY A AND B WORK			
Category Work	Sum of Project Requests	Sum of Federal Share	Required Local Share
A – Debris Removal	\$5,532,049	\$4,693,497	\$838,552
B – Protective Measures	\$7,682,098	\$5,760,324	\$1,921,774
<b>Total</b>	<b>\$13,214,147</b>	<b>\$10,453,821</b>	<b>\$2,760,326</b>

**\*Open FEMA data accessed on 02/04/2020**

Table 26. Table of obligated dollars for Emergency Work by category for Hurricane Irma

On September 25, 2017 President Trump increased cost sharing to 100% Federal funding for debris removal and emergency protective measures for Hurricane María, including direct Federal assistance for 180 days from the date of the declaration.<sup>92</sup> On November 2, 2017, President Trump increased the federal cost share for all Public Assistance to 90% of the total eligible costs, except for assistance previously approved at 100%.<sup>93</sup>

In the six (6) months following Hurricane María, FEMA had obligated \$1.3 billion in Public Assistance, \$147 million of that supporting debris removal (Category A work) and \$1.23 billion supporting emergency protective measures (Category B work). They had delivered 1,969 generators and cleared 6.47 million cubic yards of hazardous debris.<sup>94</sup>

Current data for Hurricane María emergency work reveals an increase of \$95,867,117 in Category A projects and an increase of \$1,789,737,531 in Category B projects. Since the data submitted in the original Action Plan was pulled on September 10, 2018, the table below includes the updated figures.

<sup>91</sup> Although new data shows an increase in the funding amount required for emergency work, this category of work is not included as part of the unmet need calculation and does therefore not change the original unmet needs calculation.

<sup>92</sup> President Donald J. Trump Amends Puerto Rico Disaster Declaration, September 25, 2017, <https://www.whitehouse.gov/briefings-statements/president-donald-j-trump-amends-puerto-rico-disaster-declaration-2/>

<sup>93</sup> President Donald J. Trump Amends Puerto Rico Disaster Declaration, November 2, 2017, <https://www.whitehouse.gov/briefings-statements/president-donald-j-trump-amends-puerto-rico-disaster-declaration/>

<sup>94</sup> Six Months After Maria, March 15, 2018, <https://www.fema.gov/hurricane-maria>

DR – 4339, HURRICANE MARÍA CATEGORY A AND B WORK			
Category Work	Sum of Project Requests	Sum of Federal Share	Required Local Match
A – Debris Removal	\$644,374,127	\$643,324,688	\$1,049,439
B – Protective Measures	\$4,623,724,069	\$4,554,067,884	\$69,656,185
<b>Total</b>	<b>\$5,268,098,196</b>	<b>\$5,197,392,573</b>	<b>\$70,705,623</b>

**\*Open FEMA data accessed on 02/04/2020**

Table 27. Table of obligated dollars for Emergency Work by category for Hurricane María

Further information on permanent work for Categories C - G is detailed in the unmet needs section below. On April 12, 2018, the Government of Puerto Rico and FEMA announced agreed upon guidelines for permanent work. FEMA will use 428 Alternative Procedures to develop fixed-cost project estimates in collaboration with Puerto Rico and applicants. FEMA announced it will reimburse up to 90% of the cost share and set a deadline to identify all projects and agree upon all estimates within 18 months.

**INFRASTRUCTURE UNMET NEED**

**ESTIMATING PUBLIC ASSISTANCE**

Public Assistance data is slow to materialize as municipalities and government entities work on creating project worksheets, and obligated funds are released incrementally over the life cycle of a project. Through its Public Assistance (PA) Program (CDFA Number 97.036), FEMA provides supplemental Federal disaster grant assistance for debris removal, emergency protective measures, and the repair, replacement, or restoration of disaster-damaged, publicly owned facilities and the facilities of certain Private Non-Profit (PNP) organizations. The PA Program also encourages protection of these damaged facilities from future events by providing assistance for hazard mitigation measures during the recovery process. This dataset lists all public assistance recipients, designated as Applicants in the data. The dataset also features a list of every funded, individual project, called project worksheets.<sup>95</sup>

FEMA’s Open FEMA Dataset: Public Assistance Funded Projects Details - V1<sup>96</sup> currently has limited data on projects across permanent category work in the six project areas; Roads and Bridges, Water Control Facilities, Public Buildings, Public Utilities, Recreational or Other, and State Management. In light of the fact that FEMA’s Public Assistance dataset will not be complete until the projects are underway and (in some instance) finalized, this needs assessment utilizes the best available data at time of writing. In this case, Puerto Rico’s Central Office for Recovery, Reconstruction and Resiliency (COR3) included infrastructure impacts across the Island in its original Economic and Disaster Recovery Plan submitted to Congress on August 8, 2018.<sup>97</sup> This plan identified a total of \$41.6 billion in Public Assistance permanent

<sup>95</sup> <https://www.fema.gov/openfema-dataset-public-assistance-funded-projects-details-v1>  
<sup>96</sup> <https://www.fema.gov/openfema-dataset-public-assistance-funded-projects-details-v1>  
<sup>97</sup> <https://recovery.pr/documents/pr-transformation-innovation-plan-congressional-submission-080818.pdf>

work (C-G). Applying the recent FEMA approved 90% / 10% cost share, an estimated unmet need of \$4.16 billion remains (Table 28).

PUBLIC ASSISTANCE CATEGORY	PROJECT AMOUNT	FEDERAL OBLIGATION	UNMET NEEDS (ESTIMATED CDBG-DR COST SHARE AMOUNT)
C - Roads and Bridges	\$2,080,720,358.34	\$1,872,648,322.50	\$208,072,035.83
D - Water Control Facilities	\$3,566,007,218.71	\$3,209,406,496.84	\$356,600,721.87
E - Public Buildings	\$10,982,233,439.80	\$9,884,010,095.82	\$1,098,223,343.98
F - Public Utilities	\$23,572,833,924.49	\$21,215,550,532.04	\$2,357,283,392.45
G - Recreational or Other	\$1,398,205,058.66	\$1,258,384,552.79	\$139,820,505.87
	\$41,600,000,000.00	\$37,440,000,000.00	\$4,160,000,000.00

Table 28. Table of estimated unmet need based on Open FEMA data as of 09/10/18

The following tables show a breakdown of preliminary accounting of FEMA Public Assistance projects for some public assistance categories across Puerto Rico from the aforementioned report to Congress.<sup>98</sup> Breakdowns for Category D – Water Control Facilities and Category F – Public Utilities were still underway at the time the report was published. While this data does not include all projects, it does provide a more robust estimate of infrastructure damages than FEMA’s Open PA datasets. Damages to public assets and infrastructure are still being assessed and total damages across these project categories is likely to increase throughout the recovery process.

<sup>98</sup> <https://recovery.pr/documents/pr-transformation-innovation-plan-congressional-submission-080818.pdf>

PUBLIC ASSISTANCE CATEGORY	SUB CATEGORY	PRELIMINARY ESTIMATED PROJECT AMOUNT	UNMET NEEDS (ESTIMATED CDBG-DR COST SHARE AMOUNT)
C	Bridges	\$219,459,063	\$21,945,906
	Culverts	\$17,253,071	\$1,725,307
	Drainage	\$12,422,211	\$1,242,221
	Landslides	\$42,097,493	\$4,209,749
	Retaining Walls	\$13,112,334	\$1,311,233
	Roads	\$1,704,603,411	\$170,460,341
	Sewer	\$7,591,351	\$759,135
	Shoulders	\$40,027,125	\$4,002,712
	Sidewalks	\$17,943,194	\$1,794,319
	Sign Traffic	\$6,211,106	\$621,111
	<b>Total</b>	<b>\$2,080,720,359</b>	<b>\$208,072,034</b>

Table 29. FEMA Public Assistance projects for Category A work as included in the Economic and Disaster Recovery Plan submitted to Congress on August 8, 2018

PUBLIC ASSISTANCE CATEGORY	SUB CATEGORY	PRELIMINARY ESTIMATED PROJECT AMOUNT	UNMET NEEDS (ESTIMATED CDBG-DR COST SHARE AMOUNT)
E	Buildings	\$4,095,341,239	\$409,534,124
	City Halls (Non General Conduct of Government)	\$655,894,495	\$65,589,450
	Commercial Facilities	\$135,978,127	\$13,597,813
	Community Service Centers	\$2,447,606,287	\$244,760,629
	Emergency Management	\$103,983,274	\$10,398,327



Equipment	\$255,958,827	\$25,595,883
Health Centers	\$199,967,834	\$19,996,783
Housing	\$55,990,994	\$5,599,099
Library	\$343,944,674	\$34,394,467
Museums	\$327,947,248	\$32,794,725
Parking	\$71,988,420	\$7,198,842
Police Station	\$375,939,528	\$37,593,953
Schools	\$1,847,702,786	\$184,770,279
Convention Centers	\$63,989,707	\$6,398,971
<b>Total</b>	<b>\$10,982,233,440</b>	<b>\$1,098,223,345</b>

Table 30. FEMA Public Assistance projects for Category E work as included in the Economic and Disaster Recovery Plan submitted to Congress on August 8, 2018

PUBLIC ASSISTANCE CATEGORY	SUB CATEGORY	PRELIMINARY ESTIMATED PROJECT AMOUNT	UNMET NEEDS (ESTIMATED CDBG-DR COST SHARE AMOUNT)
G	Cemetery	\$30,430,580	\$3,043,058
	Parks	\$21,354,793	\$2,135,479
	Recreational Facilities	\$1,320,260,065	\$132,026,006
	Transit	\$26,159,621	\$2,615,962
	<b>Total</b>	<b>\$1,398,205,059</b>	<b>\$139,820,505</b>

Table 31. FEMA Public Assistance projects for Category G work as included in the Economic and Disaster Recovery Plan submitted to Congress on August 8, 2018

This best available data indicates initial Public Assistance Project costs by category across the Island. The impact and unmet need numbers are likely to change and may increase as project worksheets are completed.



# ECONOMIC IMPACT

This recovery brings a unique opportunity to meaningfully improve economic conditions as the Puerto Rican people rebuild stronger and more resilient. Through critical rebuilding of housing and infrastructure, cross-sectoral activities will bring tangible economic benefit in the form of jobs and the increased value of Island structures and neighborhoods. Economic planning and strategic spending will ensure recovery funds injected into the economy today have a lasting impact.

## ECONOMIC CONDITIONS

Declining economic conditions in Puerto Rico have been exacerbated by Hurricanes Irma and María. These hurricanes impacted the Island at a time of financial and economic constraint. On June 30, 2016 the Puerto Rico Oversight, Management, and Economic Stability Act (PROMESA) was signed into law to establish an oversight board and a process for restructuring the Island's debt. In May 2017, Puerto Rico effectively filed the largest-ever federal bankruptcy proceeding by a local government. At the time Puerto Rico filed, unemployment across the Island was at 11%, and much of Wall Street's attention has focused on the creditors who hold some of Puerto Rico's \$74 billion in public debt. As a covered entity under the law, Puerto Rico is required to submit a fiscal plan; the latest version was submitted on August 20, 2018 to the Financial Oversight and Management Board (FOMB).<sup>99</sup>

## IMPACT ON BUSINESS AND EMPLOYMENT

The impact to Puerto Rico's medical products manufacturing industry was felt around the US. When factories and distribution centers located on the Island were impacted by the hurricane it caused a direct impact to local jobs and industry production, and a ripple effect throughout the mainland US. Hospitals across the country were faced with a shortage of intravenous (IV) fluids like saline and dextrose which are essentials to everyday treatment. These IV fluids and bags are used in extremely large amounts in hospitals and clinics daily to deliver medications and rehydrate patients.

According to American Community Survey data, many jobs in the Puerto Rican economy before the hurricanes were in education for elementary and secondary schools, restaurants and food service, and hospitals. The most common jobs held before the hurricane were secretaries and administrative assistants, cashiers, and janitorial, and teaching elementary and secondary school. Higher paying jobs were in environmental engineering, physicians and surgeons, architectural and engineering managers, and chemical engineers.

The top five economic sectors with reported losses made to SBA due to the hurricanes are:

1. Real Estate, Rental and Leasing
2. Accommodations and Food Services
3. Health Care and Social Assistance
4. Retail Trade
5. Manufacturing

<sup>99</sup> <https://www.aafaf.pr.gov/assets/Fiscal-Plan-for-PR-August-20-2018.pdf>

AMOUNT OF LOSSES VERIFIED BY SBA					
Economic Sector	Building	Furniture	Machinery	Inventory	Total Losses
Real Estate Rental and Leasing	\$119,766,339	\$ 2,328,426	\$ 3,475,149	\$ 400,876	\$125,970,790
Other Services (except Public Administration)	\$ 48,600,229	\$ 1,978,311	\$ 9,592,367	\$ 1,142,932	\$ 61,313,839
Health Care and Social Assistance	\$ 32,440,437	\$ 2,109,709	\$10,419,365	\$ 1,250,544	\$ 46,220,055
Accommodation and Food Services	\$ 30,228,545	\$ 4,218,667	\$ 9,266,365	\$ 2,306,830	\$ 46,020,407
Retail Trade	\$ 24,507,331	\$ 2,849,023	\$ 5,960,466	\$ 8,098,717	\$ 41,415,537
Manufacturing	\$ 16,617,342	\$ 943,606	\$12,139,515	\$ 3,299,825	\$ 33,000,288
Arts, Entertainment, and Recreation	\$ 15,713,589	\$ 984,531	\$ 2,909,161	\$ 264,705	\$ 19,871,986
Wholesale Trade	\$ 8,023,175	\$ 510,828	\$ 3,879,580	\$ 4,693,927	\$ 17,107,510
Educational Services	\$ 14,828,592	\$ 738,566	\$ 965,361	\$ 473,081	\$ 17,005,600
Professional, Scientific, and Technical Services	\$ 9,461,938	\$ 1,171,571	\$ 3,156,353	\$ 1,361,931	\$ 15,151,793
Unknown Business Types	\$ 10,962,021	\$ 485,991	\$ 1,727,201	\$ 707,610	\$ 13,882,823
Construction	\$ 7,873,782	\$ 204,006	\$ 2,213,071	\$ 302,586	\$ 10,593,445
Information	\$ 1,131,875	\$ 211,005	\$ 8,507,402	\$ 107,200	\$ 9,957,482
Transportation and Warehousing	\$ 4,929,263	\$ 167,962	\$ 1,490,734	\$ 47,529	\$ 6,635,488
Agriculture, Forestry, Fishing and Hunting	\$ 4,477,398	\$ 57,901	\$ 1,066,868	\$ 526,191	\$ 6,128,358
Administrative and Support and Waste Management and Remediation Services	\$ 1,239,639	\$ 137,838	\$ 473,044	\$ 249,457	\$ 2,099,978
Finance and Insurance	\$ 584,183	\$ 52,455	\$ 314,268	\$ 34,000	\$ 984,906
Mining	\$ 498,425	\$ 6,000	\$ 114,645		\$ 619,070
Utilities	\$ 188,470	\$ 26,827	\$ 167,494	\$ 22,000	\$ 404,791
<b>Grand Total</b>	<b>\$352,072,573</b>	<b>\$19,183,223</b>	<b>\$77,838,409</b>	<b>\$25,289,941</b>	<b>\$474,384,146</b>

Table 32. SBA Business Losses by Sector

Today, the Puerto Rican economy is adapting to the impact of Hurricane María. According to the Bureau of Labor Statistics, as of February 2018, unemployment in Puerto Rico is at 10.6%. In February there were 848,300 jobs in non-farm industries, compared to the 871,200 jobs in September 2017. In the industry of Leisure and Hospitality Puerto Rico saw a decline from 80,400 in September 2017 to 78,300 in February 2018. The true impact of this change will reveal itself over time.

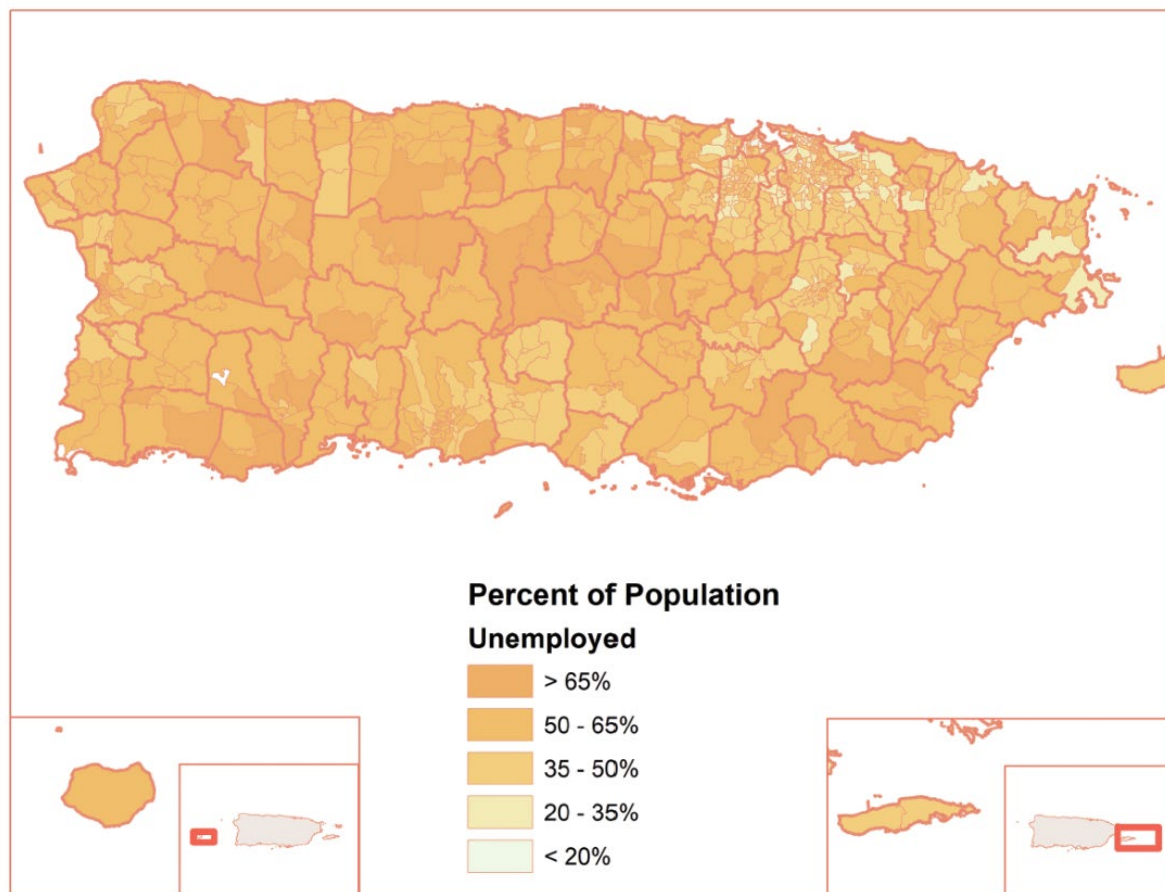


Figure 41. Percent Unemployment by Census Tract, source data ACS 2012 - 2016

## IMPACT ON TOURISM

### INITIAL REPORTS

Hurricanes Irma and María left almost all of Puerto Rico without power or water, closed airports, and vacant cruise terminals. CBS News reported a month after the hurricane that a third of the hotels in Puerto Rico remained shuttered and beaches were closed for swimming because of possible water contamination.<sup>100</sup> Immediately following the hurricane, demand for hotel rooms increased as a result of the influx of first responders and relief workers. At the beginning of the high season, in December 2017, the Island officially declared itself open for tourism, ready to receive the people and income required to

<sup>100</sup> "It's like a ghost town": Puerto Rico tourism craters in wake of Hurricane Maria, October 24, 2017, <https://www.cbsnews.com/news/puerto-rico-tourism-hurricane-maria/>

bring back one of the Island’s lifeblood sectors. Seven months later, although still in recovery mode, tourism on the Island is increasing as relief efforts wind down.

Although the tourist zones of San Juan have seen increasing numbers as the weeks pass, and the beach hotels are open in Condado and Isla Verde, many other more insular areas of the Island are still heavily damaged. One such example is the El Yunque National Forest, many parts of which still remain closed. Additionally, several major resorts, such as the Ritz-Carlton San Juan, remain shuttered. However, restaurants and bars are seeing increased patronage, and attractions like El Morro fort and Old San Juan are recovering. In early 2018, the Puerto Rico Tourism Company (PRTC) reported the following post-hurricane metrics:

- Cruises: Puerto Rico resumed cruise operations just two and a half weeks after Hurricane María, and by end of June 2018, Puerto Rico was projected to receive 1.04 million passengers. The 2018/2019 cruising season expected 1.7 million passengers and roughly \$250 million in revenue for the economy.
- Air Access: The airline industry worked to restore services. Two weeks after Hurricane María, the Luis Muñoz Marín International Airport had 20 daily flights. Capacity successfully rose with a monthly seat volume of 391,000. By July 2018, seat capacity was projected to increase by 81,000 more. It was not anticipated that air access would be on par with previous year levels until early summer 2018.
- Hotels: Just two and a half years after María 122 hotels were operating, which equated to 12,458 available rooms, along with hundreds of Airbnb listings and “paradores” (small, family-run inns). Another 2,670 rooms were expected to be added to that inventory after undergoing renovations, which included the Wyndham Grand Río Mar Puerto Rico Golf & Beach Resort, the Ritz-Carlton Reserve and El San Juan Hotel. Approximately \$1.9 billion was predicted to be injected into new developments and renovations, which contribute to adding roughly 3,831 new jobs.
- Destination Attractions: A month after Hurricane María, 22 attractions were open, however, in February 2018 there were more than 120. Additionally, 13 golf courses and 15 casinos opened for recreation, and there were 4,000 operating restaurants. PRTC reports continued commitment from partners who had chosen to keep their big-ticket events in Puerto Rico, like the Ironman which took place on March 18, 2018.<sup>101</sup>

#### UPDATED CONCERNS FOR TOURISM INDUSTRY RECOVERY

Although post-María updates provided by the Puerto Rico Tourism Company projected a bright future for Puerto Rico’s tourism industry, as of January 2020, Puerto Rico’s tourism sector remains more fragile and volatile than ever. The Island experienced several tragic events at the end of 2019 and the first quarter of 2020 which proved ruinous for the tourism industry.

Widely publicized political protests and civil unrest during the summer of 2019 prompted Discover Puerto Rico to issue a travel advisory urging potential visitors to take precautions when visiting the Island. The

<sup>101</sup> <https://www.prnewswire.com/news-releases/puerto-rico-announces-major-tourism-milestones-while-hosting-the-largest-and-most-important-regional-tourism-event-300591116.html>



civil unrest prompted the cancellation of cruise ships docking in Puerto Rico and precipitated travel cancellations with an estimated economic impact of \$2.5 million<sup>102</sup>.

Damages to the tourism sector were further exacerbated when an earthquake swarm, which was declared a major disaster on January 16, 2020<sup>103</sup>, battered the Island's southern coast and caused tremors felt Island-wide. From December 29, 2019 through January 17, 2020, the Advanced National Seismic System U.S. Geological Survey recorded ten (10) earthquakes with a magnitude five (5) or larger along the southern coast of Puerto Rico<sup>104</sup>. The largest quake occurred on January 7, 2020, with a magnitude of 6.4. Immediately following the January 7, 2020 earthquake, most of Puerto Rico was left without power and nearly 300,000 residents were without water. The multitude of earthquakes further distressed the tourism industry and impeded the Island's economic recovery. The earthquakes toppled buildings, shuttered businesses, and led to the collapse of Playa Ventana in Guayanilla, one of Puerto Rico's top natural tourist attractions. Seismic events prompted some airlines, like Jet Blue<sup>105</sup>, to waive change and cancellation fees for flights to Puerto Rico. The U.S. Geological Survey projects that it will be a minimum of three (3) years (and possibly more than ten (10) years) before the annual probability of a magnitude five (5) or greater aftershock drops below 50% in areas susceptible to aftershock from the magnitude 6.4 quake<sup>106</sup>. As future aftershocks and seismic activity is expected for years to come, the full impact of the 2019 – 2020 earthquake swarm will not be known for years.

Puerto Rico's economy and tourism sector arguably suffered its most crippling blow in the spring of 2020, with a global pandemic<sup>107</sup>, the COVID-19 virus, putting a halt to public life in Puerto Rico and much of the world. Puerto Rico's Governor, Wanda Vázquez Garced, implemented some of the strictest shelter at home policies of any US territory or state. On March 15, 2020, Governor Vázquez Garced issued an executive order to protect the health of the citizens of Puerto Rico and combat the spread of the deadly COVID-19 virus. The executive order mandated the closure of all non-essential businesses in Puerto Rico, imposed a curfew on all citizens, and prohibited all public gatherings<sup>108</sup>. This moratorium on public life further exacerbated damages to Puerto Rico's tourism industry and economy as business essential to tourism like restaurants, museums, tourist attractions, and even beaches have been closed. At the time of publication of this Action Plan for public comment, the protective measures outlined in OE-2020-023 have been kept under periodic revisions and renewals. Although the long-term economic impacts and decline in tourism are not known, as of March 31, 2020, seven (7) hotels have closed, prompting the layoff of approximately 2,500 employees, and restaurants, shopping centers, gyms, recreational attractions, and all non-essential businesses remain closed and many Puerto Ricans have lost employment. People worldwide remain leery to travel for fear of coming in contact with the deadly COVID-19 virus.

With continued recovery of public infrastructure and reopening of resorts and restaurants, Puerto Rico's tourism sector will eventually rebound to pre-hurricane levels. Nonetheless, the more time-sensitive issue facing the tourism sector is public perception of the status of the recovery in the most frequently visited areas of the Island. As a result of private investment, these are the areas that typically recover the

<sup>102</sup> <https://www.washingtonpost.com/travel/2019/07/23/what-tourists-should-know-about-traveling-puerto-rico-during-protests/>

<sup>103</sup> <https://www.fema.gov/disaster/4473>

<sup>104</sup> <https://pubs.usgs.gov/of/2020/1009/ofr20201009.pdf>

<sup>105</sup> <https://www.jetblue.com/travel-agents/travel-agent-waiver-codes>

<sup>106</sup> <https://pubs.usgs.gov/of/2020/1009/ofr20201009.pdf>

<sup>107</sup> <https://www.who.int/dg/speeches/detail/who-director-general-s-opening-remarks-at-the-media-briefing-on-covid-19---11-march-2020>

<sup>108</sup> <https://www.trabajo.pr.gov/docs/Boletines/OE-2023Eng.pdf>

quickest. Many of the hotels and resorts function with backup generators and water tanks on hand for when hurricanes strike.

It is imperative for the Island to target outreach efforts and implement a robust marketing campaign to reach potential visitors that may not be aware of the pace of recovery in the tourist areas, such as Old San Juan and Condado. Because so much national media attention has rightly focused on the recovery, many potential tourists may not be aware that the frequently visited attractions and areas of the Island are ready to receive them. It will be the concerted efforts enacted by the Island around tourism marketing that will ensure full recovery of the sector to pre-hurricane levels and prove San Juan worthy of its ranking on Lonely Planet's 2018 Top 10 Cities to Visit<sup>109</sup>, a list published before Irma and María made their historic landfall.

## IMPACT ON AGRIBUSINESS

Preliminary figures from the Puerto Rico Department of Agriculture estimated the islands suffered a loss of \$780 million in agriculture yields. Crops were decimated by wind and flooding, and mudslides in the mountainous interior took out many of the roads critical to agricultural production. Primary cash crops such as plantain, banana and coffee crops were hit the hardest.

Puerto Rico's Secretary of Agriculture, Carlos Flores Ortega, estimates that 80% of the entire crop in the agriculture sector was wiped out, and based on value. A total of 4,200 cows and 2.2 million chickens were lost while 50% of coffee plants were destroyed. According to data from the Puerto Rico Department of Agriculture, with eight (8) regional reports, some 3,028 insurance claims and \$1.4 million in disbursements made by the Agricultural Insurance Corporation (CSA), infrastructure damages total \$1.8 billion and losses in agricultural production \$182.5 million. Insurance claims are not representative of the entire universe of farmers since only some farmers have policies in effect with the CSA. Regional damage reports continue to be updated as field evaluation works continue to progress to the extent that physical access to the areas allows.<sup>110</sup>

### DAMAGES TO THE AGRICULTURE SECTOR AS OF JANUARY 29, 2018 (IN MILLIONS OF DOLLARS)

Region	Damages to Infrastructure and others	Lost Production	Economic Impact
Caguas	371.1	33.1	404.2
Arecibo	319.3	23.5	342.8
Mayagüez	154.1	6.6	160.7
San Germán	196	15.6	211.6
Ponce	190.9	29.9	220.8
Naranjito	197.2	31.2	228.4
Utuado	208.9	22.1	231
Lares	187.3	20.5	207.8
Subtotal	\$1,824.8	\$182.5	\$2,007.3

<sup>109</sup> Best in Travel 2018, Top Cities, Ten cities that are ready for prime travel, Lonely Planet, <https://www.lonelyplanet.com/articles/best-in-travel-2018-top-10-cities>

<sup>110</sup> Progress Report on the Impact of Hurricane María on the Economy of Puerto Rico, Puerto Rico Planning Board, March 9, 2018

Source: Puerto Rico Department of Agriculture

Table 33. Agricultural Impact, information from Department of Agriculture

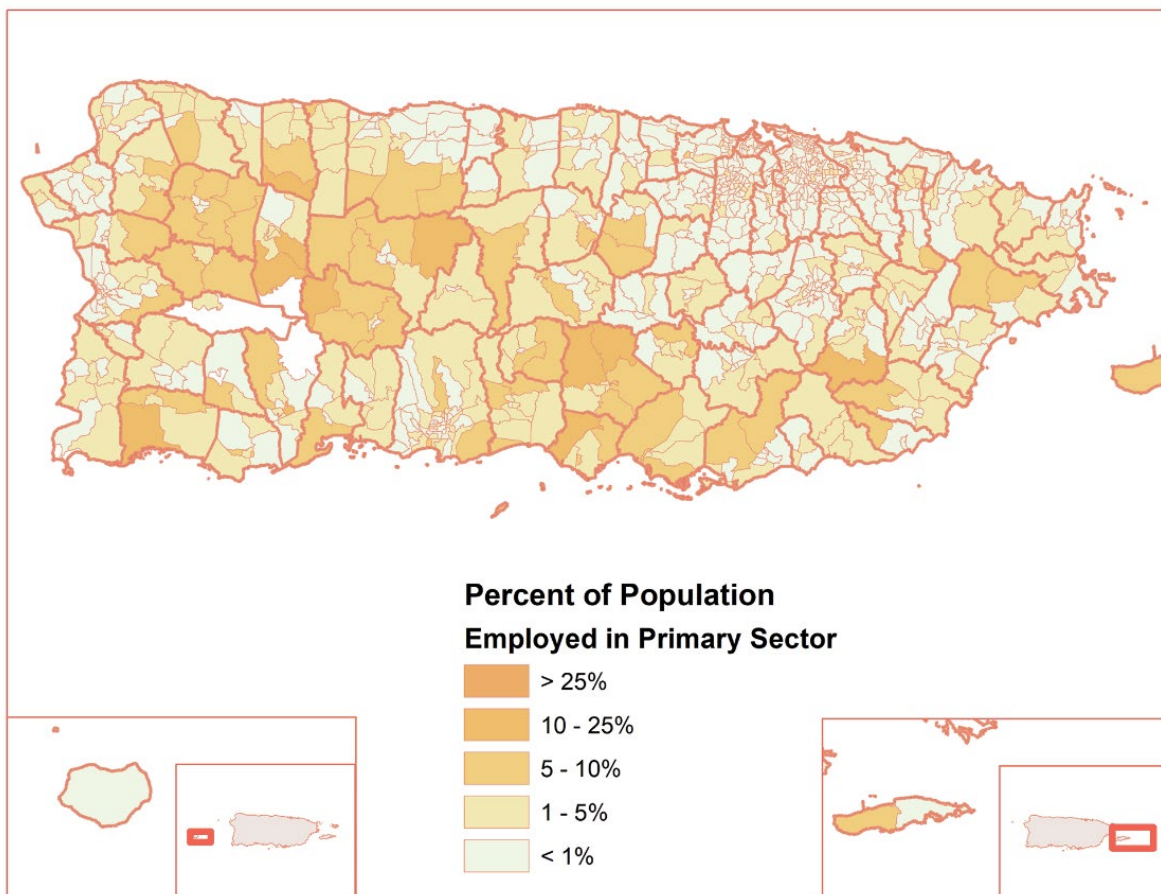


Figure 42. Primary sector (farming, fishing, extractive industry) employment by census tract, source data ACS 2012-2016

### IMPACT ON PUBLIC SERVICES

The hurricanes’ impact on public services has been immense. This includes impacts to public health, and mental health, and existing service providers’ ability to provide housing counseling, legal counseling, job training, mental health, and general health services. Puerto Rico’s mortality rate increased by 62% right after Hurricane María, from September 20, 2017 to December 31, 2017. The Harvard T. Chan school of Public Health and other institutions stated that “the interruption of medical care was the primary cause of sustained high mortality rates in the months after the hurricane”.<sup>111</sup> The Build Back Better report also stated, “many hospitals and primary care facilities were forced to close, nursing homes were left without power or resources, the social service “safety net” fell apart, and basic resources such as clean and potable water, food and medicine became scarce and turned the emergency on the island into a humanitarian crisis.”<sup>112</sup> Puerto Ricans had to contend with many vulnerabilities before María which placed them at a

<sup>111</sup> <https://www.nejm.org/doi/full/10.1056/NEJMsa1803972>

<sup>112</sup> [https://www.governor.ny.gov/sites/governor.ny.gov/files/atoms/files/Build\\_Back\\_Better\\_PR.pdf](https://www.governor.ny.gov/sites/governor.ny.gov/files/atoms/files/Build_Back_Better_PR.pdf); page 5

significant disadvantage when the hurricane hit. Harvard Business Review found that receiving less preventive care such as vaccines, immunizations or cancer screenings contributed to compounding the effects of injuries, illnesses or losses of medical services suffered after María.<sup>113</sup> According to the Department of Health and Human Services Office of the Assistant secretary for Planning and Evaluation January 2017 Issue Brief<sup>114</sup>, Puerto Rico has only one quarter of the number of intensive care unit hospital beds per person compared to the Mainland US and does not have burn unit beds in its hospitals. Puerto Rican health indicators also show a greater need for specific subspecialties such as their likelihood to suffer from coronary heart disease, myocardial infarction, asthma, high blood pressure, higher infant mortality rate, and premature birth rate.

According to the April 2018 Henry J Kaiser Family Foundation Report: *Healthcare in Puerto Rico and the US Virgin Islands: a six-month checkup after the Storms*, they found that unstable power especially in remote areas are still facing challenges to manage chronic conditions which require refrigeration of insulin, accessing oxygen, dialysis and others. There have been significant increases in depression, anxiety, panic attacks, and post-traumatic stress disorder. Puerto Rico's Department of Health crisis hotline received a 246% increase in calls totaling 3,050 from the year prior. After examining a three-month period after María, the hotline had 9,645 calls from people who had thought about attempting suicide which is an increase of 83% from the year prior as well.<sup>115</sup>

These vulnerabilities however are only the first layer for Puerto Rico's health care system issues which faced a mounting \$72 billion debt, federal funding challenges and system reform efforts post María. The Health Resources and Services Administration (HRSA) has deemed 72 of Puerto Rico's 78 municipalities as medically underserved areas and has identified 32 primary care health provider shortage areas.<sup>116</sup> Puerto Rico's status as a territory has historically limited its accessibility to the Affordable Care Act benefits. Strapped local community health centers and limited Medicaid funding also complicate these challenges.<sup>117</sup> According to the Urban Institute research report for the Puerto Rico Health Care Infrastructure Assessment; a shortage of medical professionals such as midlevel providers like physician assistants, nurse practitioners and specialists exacerbate the needed infrastructure reforms.<sup>118</sup>

The Center for Puerto Rican Studies research brief provides insight into the disruption experienced in Puerto Rico's School enrollment and stress to Puerto Rico's Department of Education. School enrollment data can show more permanent displacement as parents may choose to relocate due to their children's enrollment. Data collected from FEMA reflecting current mailing address and school enrollment estimates from Florida, Massachusetts, Pennsylvania, New York, Connecticut, New Jersey and Illinois show that approximately 22,522 students enrolled within school districts in those states.<sup>119</sup> Additional enrollment data for other states such as Texas, Ohio and California was not available at the time of the study which means this estimate could be larger due to the ACS estimates used having been based on random sampling as well. FEMA provided an estimated 40,013 household members and 19,271 households who changed their mailing address since they first registered with FEMA. This data shows that the continued

<sup>113</sup> <https://hbr.org/2018/06/what-hurricane-marias-death-toll-reveals-about-health-care-in-puerto-rico>

<sup>114</sup> [https://aspe.hhs.gov/system/files/pdf/255466/PuertoRico\\_Assessment.pdf](https://aspe.hhs.gov/system/files/pdf/255466/PuertoRico_Assessment.pdf)

<sup>115</sup> <http://www.salud.gov.pr/Estadisticas-Registros-y-Publicaciones/Estadisticas%20Suicidio/Febrero%202018.pdf>

<sup>116</sup> [https://aspe.hhs.gov/system/files/pdf/255466/PuertoRico\\_Assessment.pdf](https://aspe.hhs.gov/system/files/pdf/255466/PuertoRico_Assessment.pdf)

<sup>117</sup> <https://hbr.org/2018/06/what-hurricane-marias-death-toll-reveals-about-health-care-in-puerto-rico>

<sup>118</sup> [https://www.urban.org/sites/default/files/publication/87011/2001050-puerto-rico-health-care-infrastructure-assessment-site-visit-report\\_1.pdf](https://www.urban.org/sites/default/files/publication/87011/2001050-puerto-rico-health-care-infrastructure-assessment-site-visit-report_1.pdf)

<sup>119</sup> <https://centropr.hunter.cuny.edu/sites/default/files/PDF/Schoolenroll-v2-3-3-2018.pdf>



outmigration from Puerto Rico follows previous studies for Millennial Migration from Puerto Rico but also the notable growth of the 2017 post-María wave.<sup>120</sup>

In response to this outmigration and funding scarcity to keep the school system running, Puerto Rico announced they would be closing 283 schools due to enrollment drops. Puerto Rico's Department of Education announced there were 38,700 less students since May 2017 and about 50% of schools are only utilizing 60% of their capacity.<sup>121</sup> Some of the short-term effects can be quantified in teachers having to find alternate schools and logistics around transporting students to open schools predominantly around the areas of San Juan, Ponce, Mayagüez and Aguadilla.<sup>122</sup>

Data from the US Department of Labor indicates that in the two-month period after the impact of the hurricanes there was a significant spike in the number of initial unemployment insurance claims. In 2016 the average number of unemployment insurance claims from October through December 2016 averaged 1,612; comparatively in October 2017 through December 2017 shows an average 4,993 unemployment insurance claims. This spike in number show there will be a greater need for public services to help those without work post-María. Creating social safety nets with services such as workforce training, accessibility to capital to stimulate entrepreneurship and counseling services can play a role in providing areas for overall economic development.

As FEMA Public Assistance and private insurance estimates are finalized, the remaining unmet need for healthcare facilities public services such as prehospital medical care, attention and coordination before, during and after catastrophic events, certification of emergency plans, road maintenance and expansion of safety net services to vulnerable populations in programs such as HOPWA, CoC, Section 8, those with disabilities, elderly, pregnant women, infants and others may be addressed in forthcoming Action Plan amendments as funds become available.

The housing counseling, workforce training, legal service, and social interest housing programs described in the program section of the Action Plan were created to address the needs identified in this plan, and as necessary to complement activities intended to address housing, infrastructure, and economic revitalization. Additionally, specialized service providers with experience working with diverse populations will ensure accessibility to individuals having wide-ranging disabilities including mobility, sensory, developmental, emotional, and other impairments by working to facilitate an environment where their needs can be addressed.

#### COMMUNITY DISASTER LOANS

Almost all 78 municipalities across the islands have suffered impact from Hurricanes Irma and María and have suffered a substantial loss in tax revenue as individual taxpayers and businesses face economic hardship in their own recoveries. Without critical tax revenue from property tax, sales tax, income tax, or any other locally imposed tax, these municipalities are unable to support essential services for local residents.

<sup>120</sup> <https://centropr.hunter.cuny.edu/sites/default/files/PDF/Schoolenroll-v2-3-3-2018.pdf>.

<sup>121</sup> <https://www.nbcnews.com/news/latino/puerto-rico-close-283-schools-amid-sharp-enrollment-drop-after-n863246>.

<sup>122</sup> <https://www.nbcnews.com/news/latino/puerto-rico-close-283-schools-amid-sharp-enrollment-drop-after-n863246>.



For this need, FEMA has awarded \$53 million for 12 municipalities in low-interest loans under the Community Disaster Loans (CDL) program which provides operational funding to help local governments that have incurred a significant loss in revenue, due to a major disaster that has or will adversely affect their ability to provide essential municipal services. The following 12 municipalities have been reviewed and approved to receive the first iterations of these loans: Bayamón, Caguas, Humacao, Juncos, Ponce, Río Grande, Sabana Grande, Salinas, San Lorenzo, Toa Baja, Trujillo Alto and Yabucoa. These municipalities are each eligible to receive up to a \$5 million loan. 65 other municipalities are under review for requested assistance to determine eligibility and whether they incurred at least 25% loss of tax revenues in their operational funds.

#### REPORTED PUBLIC SECTOR IMPACT

The Junta de Planificación, known in English as the Planning Board, is at the forefront of the processes and technology to promote, through effective and appropriate tools, the sustainable development of Puerto Rico. The Board has compiled an extensive report on the hurricane impact to the Puerto Rico public sector. In its analysis the Planning Board also considers the Four-Year Investment Program (Programa de Inversiones de Cuatro Años or “PICA”) framework to assess impact in income loss. The Four-Year Investment Program guides public agencies and corporations in the preparation of their respective investment programs and capital improvements. The framework contains a demographic and socioeconomic profile of Puerto Rico as a whole and from the regional perspective, and an economic assessment, including analysis of public debt and information on development patterns and priority projects for Puerto Rico.<sup>123</sup>

The Board’s initial impact estimates for public sector agencies, corporations and municipalities as of February 6, 2018 was estimated at \$5.7 billion. The “Economic Report to the Governor 2017, Planning Board of Puerto Rico” was published March 9, 2018 and is an important document to be considered by public, private and governmental stakeholders. Readers are encouraged to review the document in full on the Board’s website.<sup>124</sup>

The Puerto Rico Planning Board continues to study the economic conditions of the Island and quantify the short and long-term impact of Hurricanes Irma and María. In the short term, the information on the labor market is being analyzed for short term impact, while variables such as consumption, investment, and trade balance are being analyzed for a long-term macroeconomic picture. The Economic Report to the Governor 2018, will include an analysis of short and long-term impact, using statistical demographic, economic indicators and macroeconomic theory.

Research and actionable planning is strategically divided by the Puerto Rico Planning Board into eleven (11) functional areas. These areas can be seen in the Puerto Rico Planning Board map below.

<sup>123</sup> Programa de Inversiones de Cuatro Años 2018-2019 A 2021-2022, The Puerto Rico Planning Board, <http://jp.pr.gov/Portals/0/Economia/PICA/MARCO%20REFERENCIA%20DEL%20PICA%202018-2019%20a%202021-2022%20final.pdf?ver=2018-04-19-184254-700>.

<sup>124</sup> Same as footnote above.



Figure 43. Geographic delineation of Planning Board functional areas. Map provided by the Puerto Rico Planning Board.

**ECONOMIC UNMET NEED**

Economic impact caused by a major disaster event results in immediate loss of services and lowered if not halted business output for companies located in and around the impact zone. True impact can be far reaching and continue in short and long-term waves as the local tax base recovers, making it difficult to pinpoint a true dollar amount for impact and recovery need.

The economic impact calculated for this Action Plan is based on current federal data sets only and will be updated as necessary to inform a growth-centric approach to the allocation and administration of HUD CDBG-DR assistance.

Understanding financial effects to livelihoods provides a more comprehensive understanding of recovery needs across the impacted area. Detailed assessments such as the forthcoming 180-day report to Congress will provide a more comprehensive overview of extended losses to businesses including those related to power loss, tourism slowdowns, and detailed models related to current influxes of funds, business incubation, and other economic stimulus programs currently underway.

The focus of the assessment in this Action Plan centers on identifying those immediate impacts to businesses (buildings and content) resulting from Irma and María. The Small Business Administration (SBA) makes low cost disaster loans available to qualified businesses and their services are an important indicator of business impact. Utilizing SBA business data in conjunction with HUD methods laid out in the Federal Register informs the approach to identify property and content impacts to businesses across Puerto Rico. According to SBA business loan information<sup>125</sup> there were 88,988 applications issued across the Island. Of these, 4,010 applicants had a verified property loss of \$312,990,105 and another 16,840 applicants are either “in-process”, have withdrawn, or were declined for a loan from the program. An additional 68,773 applications were issued but not returned to the SBA (Table 34). Note, the high

<sup>125</sup> SBA\_DCMS\_Business\_report\_Irma\_Maria\_PR\_00029\_PR\_00031\_09\_2\_2018.

percentage of applications that were issued but not returned. Anecdotal evidence suggests that many Puerto Rican small business owners walked away from the SBA process because they feared they simply could not repay a business loan. Other applicants, particularly those who were declined, have seen an increase in advocacy from members of Congress who hope to see higher rates of SBA approvals moving forward.<sup>126</sup>

---

<sup>126</sup> <http://newsismybusiness.com/velazquez-rebuild-businesses/>.

SBA BUSINESS APPLICANT STATUS	COUNT OF APPLICANTS	% IN STATUS
Approved	3,375	3.79%
Declined	5,232	5.88%
In Process	8,402	9.44%
Issued	68,773	77.28%
Withdrawn	3,206	3.60%
Grand Total	88,988	100%

Table 34. Status of SBA applicants as of September 2, 2018

The average verified loss for all applicants with SBA verified losses was \$78,052 and the median loss was \$34,109. Utilizing the general methodology put forth for the housing impact and unmet needs enables the identification of impacts and unmet needs for those businesses who are not initially accounted for in the available datasets.<sup>127</sup> Coupling the SBA Business Report with methods put forth by HUD and knowledge about housing impacts provides a robust estimate of actual and probable extended impacts for businesses who did not qualify for loans. The methods utilized in this assessment are outlined here:

First, known losses for those who applied for SBA loans and were visited by SBA inspection teams reveal a total loss (property and contents) of \$474.2 million for roughly 4,010 businesses. Table 35 shows the count and total losses verified by SBA during the inspection process.

SBA VERIFIED LOSS	COUNT	VALUE
SBA applicants with a real estate verified loss (Repairs)	4,010	\$ 312,990,105
SBA verified reconstruction loss (Rebuild)	295	\$ 38,849,868
SBA verified relocation loss (Rebuild Elsewhere)	5	\$ 97,576
Verified furniture loss	2,388	\$ 19,183,223
Verified machinery loss	3,841	\$ 77,838,409
Verified inventory loss	1,838	\$ 25,289,941
Total real estate losses for businesses referred to SBA (Estimate)		\$ 474,249,122

Table 35. Small Business Administration Verified Business Property and Content Loss of All SBA Applicants

<sup>127</sup> SBA\_DCMS\_Business\_report\_Irma\_Maria\_PR\_00029\_PR\_00031\_03\_18\_2018

Extended loss estimates were established by utilizing HUD’s methodology outlined in the Federal Register.<sup>128</sup> Here, businesses are grouped into 1 of 5 categories based on total real property and content losses. For this assessment, real property loss includes verified repair, reconstruction, or relocation costs and content losses include impacts to furniture, machinery, or inventory. Table 36 shows the number of businesses in each of these loss categories as well as the median loss and percentage of total businesses within said category. These median values are utilized in estimating additional unmet need to other businesses.

HUD Cat	DAMAGE	COUNT	MEDIAN LOSS	PERCENTAGE OF ALL BUSINESSES
Category 1	< \$12,000	1,465	\$5,676	23.93%
Category 2	\$12,000 - \$29,999	1,546	\$19,907	25.25%
Category 3	\$30,000 - \$64,999	1,489	\$42,691	24.32%
Category 4	\$65,000 - \$149,999	1,017	\$91,290	16.61%
Category 5	>= \$150,000	605	\$256,459	9.88%

Table 36. Federal register method impacted business count

Estimating additional losses to the more than 80,000 businesses across the Island required utilization of SBA data, HUD methods outlined in the Federal Register, and general impact information from FEMA and SBA. The compact size of the Island, the fact that homes and businesses often share the same space, and the track of the hurricanes indicates that impacts to homes and businesses likely occurred in a similar pattern.

Following this logic, an estimate of the percentage of damaged businesses across the Island was created by first multiplying the total number of business applications (88,988) less those for whom real property or contents damage was already calculated (6,122), by the percentage of estimated homes damaged by Irma and María (90%)<sup>129</sup>, yielding an estimated 74,579 businesses impacted outside of those cataloged by SBA. Multiplying this total number of businesses by the true percentage of all business impacted by category provides an estimate of impacted businesses in each category of impact (Table 37). Utilizing methods established in the Federal Register, multiplying the total number of businesses by the known median loss value resulted in estimated total losses to property and contents for the hurricane impact areas.

<sup>128</sup> <https://www.gpo.gov/fdsys/pkg/FR-2018-02-09/pdf/2018-02693.pdf>

<sup>129</sup> <https://emergency.copernicus.eu/mapping/ems/copernicus-ems-monitors-impact-hurricane-maria-dominica>



HUD Cat	DAMAGE	COUNT	MEDIAN LOSS	ESTIMATED LOSSES
Category 1	< \$12,000	17,847	\$5,676	\$101,299,572
Category 2	\$12,000 - \$29,999	18,934	\$19,907	\$374,928,438
Category 3	\$30,000 - \$64,999	18,139	\$42,691	\$774,372,049
Category 4	\$65,000 - \$149,999	12,389	\$91,292	\$1,130,991,810
Category 5	>= \$150,000	7,370	\$256,459	\$1,890,102,830

Table 37. Federal register method estimated additional business counts and estimated losses

These losses were combined with known losses from SBA business data to estimate a total initial economic impact to business real property and contents of over \$4.7 billion (Table 38). Accounting for 38% in additional resilience costs on rebuilding damaged structure<sup>130</sup> such as more stringent building codes, cost of compliance measures, elevations, or freeboard requirements increases the total cost of repairs to \$5.8 billion.

CATEGORY	COUNT	VALUE
Category 1 Loss (< \$12,000)	17,847	\$101,299,572
Category 2 Loss (\$12,000 - \$29,999)	18,934	\$374,928,438
Category 3 Loss (\$30,000 - \$65,000)	18,139	\$774,372,049
Category 4 Loss (\$65,000 - \$150,000)	12,389	\$1,130,991,810
Category 5 Loss (>\$150,000)	7,370	\$1,890,102,830
<b>Sum of estimated losses to property and contents</b>		<b>\$ 4,271,694,699</b>
<b>Total verified loss for all businesses (Estimate)</b>		<b>\$ 4,745,943,821</b>

<sup>130</sup> Estimated costs attributed to buildings vs contents were determined by multiplying a real property loss ratio (.57) and contents loss ratio (.43) by total categorical loss groupings provided by the Federal Register (property + contents). In María and Irma, 57% of these losses were specific to property and 43% were specific to contents. Using this method enables the creation of a more precise resilience cost applied to reconstruction/repair, but not to contents.

CATEGORY	COUNT	VALUE
Accounting for additional resilience costs		\$ 5,804,929,161

Table 38. Estimated Small Business Administration Property and Content Losses

SBA payouts to businesses totaled \$99.9 million for these lines of loss, leaving a potential unmet need of \$4.6 billion or \$5.7 billion when accounting for resilience costs (Table 39).

CATEGORY	COUNT	VALUE
SBA repair payments	1,289	\$ 62,089,242
SBA reconstruction payments	66	\$ 6,526,000
SBA relocation payments	5	\$ 309,200
SBA furniture payments	642	\$ 4,505,700
SBA machinery payments	1,096	\$ 20,247,292
SBA inventory payments	459	\$ 6,196,100
<b>Total Benefit</b>		\$ 99,873,534
<b>Total verified loss for all businesses (Estimate)</b>		\$ 4,646,070,287
<b>Accounting for additional resilience costs</b>		\$ 5,705,055,627

Table 39. SBA business loans and remaining unmet needs

The current federal datasets reflect a smaller portion of economic unmet need when compared to housing unmet need. However, due to the outmigration exacerbated by the hurricanes and the need to strengthen the employment sector in order to stabilize housing, economic recovery is a significant part of this amended plan. This is also consistent with the Fiscal Plan and the Recovery Plan.

Funding reallocation for Action Plan Amendment 4 generally follows the sector impact breakout informed by the Unmet Needs Assessment conducted for Amendment 1, since the available data does not indicate a material change, the U.S. Census has not released an update, and FEMA Individual Assistance programs are no longer operational.

# METHOD OF DISTRIBUTION

## RECOVERY PROGRAMS

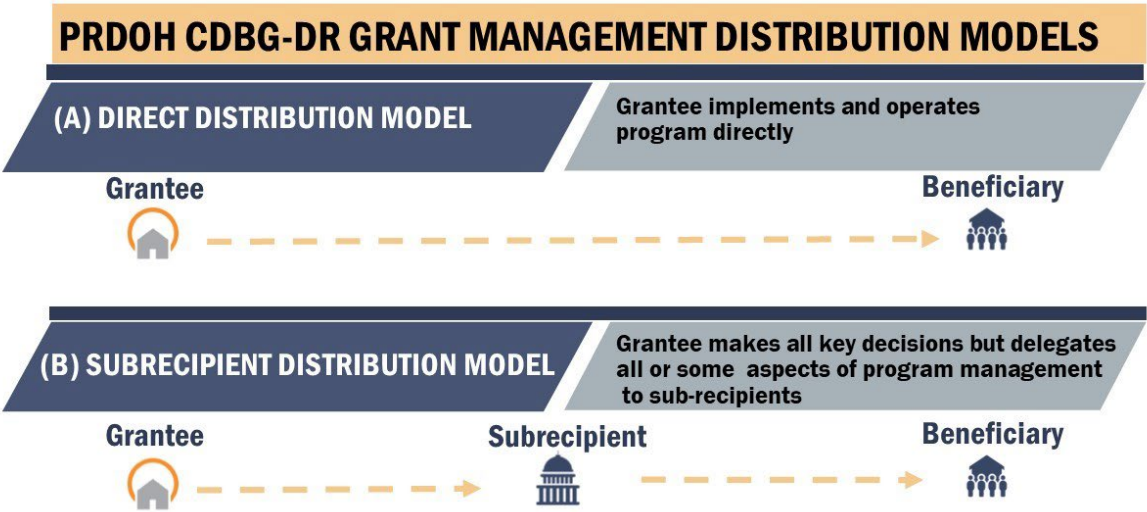


Delivering a transparent, people-focused recovery is Puerto Rico’s top priority. With these funds Puerto Rico is investing in a safer, more sustainable society. Programs are designed to protect people and property, rebuild families, strengthen communities, generate long-term investment in social capital, and spur economic development. Programs are categorized by Housing, Planning, Economic Recovery, Infrastructure, and Multi-Sector.

PRDOH will utilize two (2) distribution models for its recovery programs. PRDOH will utilize MOD method A to administer the housing repair, reconstruction, and relocation program. Model B will be used for other programs as outlined in detail within the program descriptions in the following pages. Program design was created using information provided by the municipalities (UGLGs) and other stakeholders. Municipalities and stakeholders will play an active role in many of the programs, including but not limited

to housing and planning. Although regional collaboration is highly encouraged, for the purposes of duties and operations conducted under these programs, Partners and/or Sub Recipients shall perform work only in their programmatic areas.

Programs will be administered by PRDOH under one of these models:



*Grantee*

The Government of Puerto Rico is formally the Grantee for the CDBG-DR funds. The Governor has designated PRDOH as the grantee for purposes of administering the program and executing grant agreements with HUD. Therefore, PRDOH will be referred to as the grantee in this Action Plan and in administrative agreements with HUD.

*Beneficiary*

Beneficiaries are the persons to whom assistance, services or benefits are ultimately provided. Eligible beneficiaries are defined for each program in the Action Plan.

*Subrecipients*

Subrecipients are chosen by the grantee to undertake certain eligible CDBG activities. Subrecipient means a public or private nonprofit agency, authority, or organization, or a for-profit entity authorized under 24 C.F.R. § 570.201(o), receiving CDBG funds from the recipient or another subrecipient to undertake activities eligible for such assistance. Subrecipients may include public and private organizations, agencies, including nonprofit and for-profit subrecipients, as applicable for the program established in the Action Plan. For-profits may only be included as subrecipients when assisting with economic development and micro-enterprise activities, unless otherwise waived by HUD. Subrecipients will meet the selection criteria outlined in the Action Plan and/or program guidelines and will:

- Carry out specified program on behalf of PRDOH
- Comply with all Federal statutes, regulations and program requirements
- Comply with all terms and conditions of the subrecipient agreement
- Meet all established performance goals

PRDOH is the responsible entity for subrecipient compliance and performance and Environmental Review under 24 C.F.R. § 58. Agreements with subrecipients will comply with 24 C.F.R. § 570.503. Therefore, Subrecipients who fail to meet any of the criteria outlined above, or as specified in their Subrecipient Agreement (SRA), may have their ability to carry out program activities rescinded, in which case, activities would be managed by PRDOH or its designee, or funds redistributed in accordance with the Action Plan.





# PROGRAM REQUIREMENTS

## CDBG-DR PROGRAM REQUIREMENTS

### *National Objective*

All programs supported by HUD Community Development Block Grant - Disaster Recovery (CDBG-DR) assistance must demonstrate benefit to individuals and communities by meeting one of the program's three National Objectives for all money spent on projects. These are: (1) benefiting low-and moderate income (LMI) persons, (2) aiding in the prevention or elimination of slums or blight, or (3) meeting a need having particular urgency (urgent need).

Low- to moderate- income households are defined as households that do not exceed 80% of the median income for their area, as determined by HUD. These income categories are grouped into the following classifications:

- Extremely Low income – has an annual income at 30% or below the area median income
- Very Low income – has an annual income at 31% to 50% of the area median income; and
- Low income – has an annual income at 51% to 80% of the area median income.

The income limit tables for Puerto Rico<sup>131</sup> are included as Appendix G to this plan.

In compliance with the HCDA, and as announced in 83 FR 5844, the primary objective of the HCDA is the "development of viable urban communities, by providing decent housing and a suitable living environment and expanding economic opportunities, principally for persons of low and moderate income" (42 U.S.C. § 5301(c)). To carry out this objective, the statute requires that not less than 70% of the aggregate of CDBG program funds be used to support activities benefitting LMI persons. The 70% overall benefit requirement shall remain in effect for this allocation, unless waived pursuant to a request by an individual grantee to authorize a lower overall benefit for its CDBG-DR grant based on a determination by HUD of compelling need for the reduction.

### *Duplication of Benefit (DOB)*

In accordance with the Robert T. Stafford Act, as amended, Puerto Rico will implement policies and procedures to ensure no individual receives duplication of benefit for the same purpose and/or effect to recover from the hurricanes. Federal law prohibits any person, business concern, or other entity from receiving Federal funds for any part of such loss as to which they have received financial assistance under any other program, from private insurance, charitable assistance or any other source. Detailed policies and procedures for assessing Duplication of Benefit vary by program and are therefore included in individual program guidelines. The duplication of benefits guidance included in Federal Register Vol. 84, No. 119 (June 20, 2019), 84 FR 28836, supersedes the duplication of benefits guidance issued in Federal Register Vol. 76, No. 221 (November 16, 2011), 76 FR 71060 for CDBG-DR grants received in response to disasters declared between January 1, 2015 and December 31, 2021. As such, the duplication of benefits policy outlined in the program guidelines follows the guidance issued in 84 FR 28836.

<sup>131</sup> Retrieved from: <https://www.hudexchange.info/resource/5334/cdbg-income-limits/>

### *Pre-agreement Costs*

The provisions of 24 C.F.R. § 570.489(b) and 570.200 (h) permits a grantee to reimburse itself for otherwise allowable costs incurred by itself or its recipients sub grantees or sub recipients on or after the incident of the covered disaster. The provisions at 24 C.F.R. § 570.200(h) and 570.489(b) apply to grantees reimbursing costs incurred by itself or its recipients or subrecipients prior to the execution of a grant agreement with HUD. This includes but is not limited to activities supporting program development, action plan development and stakeholder involvement support, and other qualifying eligible costs incurred in response to an eligible disaster covered under Public Law 115-56, as amended.

PRDOH incurred in pre-agreement costs and is seeking reimbursement for these costs that are reasonable and allowable under this regulation. PRDOH intends to recover the pre-agreement costs consistent with the authority cited in this section. These costs include the cost for salary, employer fringe benefits, and direct operating cost for each employee based on their individual percentage of time spent on the planning of the CDBG-DR program during a pay period. Any cost associated with the disaster recovery efforts will be allocated based on the total time spent on CDBG-DR activities versus other duties for a particular month.

The total cost of the contractors to assist with disaster recovery research and analysis to help PRDOH prepare the unmet needs assessment and action plan and other costs associated with meetings, community outreach, and any other direct costs associated with the Action Plan will be reimbursed by this CDBG-DR grant. Additionally, once contracted, PRDOH may allow the drawdown of pre-agreement costs associated with eligible disaster recovery activities dating back to the date of the disaster(s) for subrecipients and PRDOH with appropriate documentation.

### *Program Income*

Puerto Rico anticipates it may generate program income as part of the activities allowed under this allocation. Should any funds be generated, recovery of funds including program income, refunds, and rebates will be used before drawing down additional CDBG- DR funds. These amounts will be recorded and tracked in the accounting systems and recorded in the HUD Disaster Recovery Grant Reporting (DRGR) system. The DRGR system requires grantees to use program income before drawing additional grant funds and ensures that program income retained will not affect grant draw requests for other subrecipients. Subrecipients will be required to report program income quarterly and will be subject to applicable regulations from PRDOH and HUD directives. Retention of program income will be in compliance with any subgrant agreements.

### *Minimizing Displacement*

PRDOH plans to minimize displacement of persons or entities and assist persons or entities displaced as a result of implementing a project with CDBG-DR funds. This is not intended to limit the ability of PRDOH to conduct buyouts or acquisitions for destroyed and extensively damaged units or units in a floodplain. PRDOH will ensure that the assistance and protections afforded to persons or entities under the Uniform Relocation Assistance and Real Property Acquisition Policies Act (URA), and Section 104(d) of the Housing and Community Development Act of 1974 (HCDA) are available. PRDOH plans to exercise the waivers set forth in Federal Register Vol. 83, No. 28 (Friday, February 9, 2018) 83 FR 28 pertaining to Uniform Relocation Act (URA) and HCDA given its priority to engage in voluntary acquisition and optional relocation activities to avert repeated flood damage and to improve floodplain management. The Residential Anti-displacement and Relocation Assistance Plan (RARAP) will conform to the standards or requirements of

24 C.F.R. § 42.325(a) and (b). Based on the portfolio of programs outlined in the Action Plan, PRDOH plans to minimize displacement by arranging for facilities to house persons who must be relocated temporarily during rehabilitation. Additionally, HUD Approved Housing Counselors may provide homeowners and tenants with information on assistance available to help them remain in their neighborhood in the face of revitalization pressures.

In addition, HUD requires PRDOH to define “demonstrable hardship” and how it applies to applicants. PRDOH will consider “demonstrable hardship” as exceptions to program policies, including post-assistance affordability requirements for the single-family program, for applicants who demonstrate undue hardship. Applicants in this situation will be reviewed on a case by case basis to determine whether assistance is required to alleviate such hardship. Demonstrable hardship may include, but is not limited to, excessive amounts of debt due to a natural disaster, prolonged job loss, substantial reduction to household income, death of a family member, unexpected and extraordinary medical bills, disability, mental health impacts as a result of the hurricane, etc.

### *Ineligible Activities*

As per the Federal Register Docket No. FR-6066-N-01, the following are ineligible activities:

- i. Properties that served as second homes at the time of the disaster, or following the disaster, are not eligible for rehabilitation assistance or housing incentives. A second home is defined under the Federal Register as a home that is not the primary residence of the owner, a tenant, or any occupant at the time of the hurricane or at the time of application for assistance.
- ii. Rehabilitation/reconstruction of homes located in the floodway;
- iii. Forced mortgage payoff;
- iv. Rehabilitation/reconstruction of a house in which:
  - a. The combined household income is greater than 120% AMI or the national median; and
  - b. The property was located in a floodplain at the time of the disaster; and
  - c. The property owner did not maintain flood insurance on the damaged property, even when the property owner was not required to obtain and maintain such insurance.
- v. Section 582 of the National Flood Insurance Reform Act of 1994, as amended, (42 U.S.C. § 5154(a)) states that no Federal disaster relief assistance made available in a flood disaster area may be used to make a payment (including any loan assistance payment) to a person for “repair, replacement, or restoration” for damage to any personal, residential, or commercial property if that person at any time has received Federal flood disaster assistance that was conditional on the person first having obtained flood insurance under applicable Federal law and the person has subsequently failed to obtain and maintain flood insurance as required under applicable Federal law on such property. The program may not provide disaster assistance for the repair, replacement, or restoration of a property to a person who has failed to meet this requirement.

Given that the HUD Income Limits to establish LMI populations are extremely low in Puerto Rico, PRDOH sought a waiver from HUD regarding assistance prohibitions for households with incomes greater than 120% AMI or at a 120% rate adjusted in accordance with Federal Poverty Levels. HUD has approved adjusted income limits, which are posted on the HUD and PRDOH websites. The eligibility criteria for applicable programs will utilize the HUD- approved income limits.

### *Subrogation Agreement*

Program beneficiaries must agree to a limited subrogation of any future awards related to hurricanes Irma and María to ensure compliance with Robert T. Stafford Act duplication of benefits. Funding award is contingent upon execution of this agreement. By this agreement, beneficiaries agree to repay any duplicative assistance if other disaster assistance for the same purpose later is received. For example, insurance proceeds received at a later date for the same damage that is being repaired by CDBG-DR would need to be repaid back to the program if it is determined to be duplicative.

### *Performance Schedule*

Projections for expenditures and outcomes will be submitted to HUD with the Action Plan and will be amended as needed throughout the life of the grant.

### *Application Status*

PRDOH and/or potential subrecipients will maintain adequate means of informing applicants on the status of applications for recovery assistance at all phases of all program activities. Multiple standard methods of communication will be provided to ensure applicants receive timely, accurate information regarding their applications. Methods of communication include but are not limited to the Disaster Recovery website, email address, telephone number, postal address, letters, and case managers. PRDOH has established procedures for protecting personally-identifiable information (PII) and will require, train or assist all subrecipients in the implementation of equivalent PII protocols. Safeguards to protect PII will be overseen by managers and directors on an ongoing basis for their respective program areas. Any irregularities will be reported to the compliance officer for resolution.

Application status will also be conveyed in accordance with a program's design. If PRDOH accepts applications from potential subrecipients, information will be communicated via standard methods of communication as well as the assignment of a PRDOH Regional Oversight Manager responsible for a consistent point of contact for effective, timely communication and oversight of each subrecipient.

Language assistance in the form of translation and/or interpretation services will be provided to applicants who lack sufficient ability to read, speak or understand the English or Spanish language. As needed, PRDOH will provide status updates and program materials in accessible formats in accordance with ADA requirements.

### *Program-based Reconsideration and/or Administrative Review*

Applicants may not challenge a federal statutory requirement. However, based on program policy, applicants may contest program determinations. Applicants will have the opportunity to submit a Reconsideration Request directly with a program or file an Administrative Review Request with PRDOH. The latter, in accordance with Regulation Number 4953, of August 19, 1993, regulates the Formal Adjudication Process for the PRDOH and its Adjunct Agencies (Regulation 4953).

If an applicant disagrees with any final written response issued by PRDOH, said party may file a Judicial Review petition before the Court of Appeals of Puerto Rico within the timeframe established by law. See Act No. 201-2003, as amended, known as the Judiciary Act of the Commonwealth of Puerto Rico of 2003, 4 LPRA § 24 *et seq.*, and section 4.2 of Act 38-2017, as amended, known as the Uniform Administrative Procedures Act of the Government of Puerto Rico, 3 LPRA § 9672.

If the Applicant fails to file a Reconsideration Request directly with a program, or to contest a determination under the Administrative Adjudicative Procedure with PRDOH, within the time allotted, the inaction will be deemed as an acceptance of the program determination.

As per 83 FR 5844, 5850-5851, homeowners and small business owners may challenge construction work that does not meet the established standards as outlined in this Action Plan and in program specific guidelines. As part of the Home Repair, Reconstruction, or Relocation Program (R3), final inspection of construction work, homeowners will be asked to accept the completed scope of work. Work performed by the Construction Managers will be guaranteed as follows:

- Roof waterproofing works will be guaranteed for a minimum of ten (10) years;
- Solar Water Heaters will be guaranteed for a minimum of five (5) years;
- Equipment and Appliance installed will be guaranteed for a minimum of one (1) years or as provided for by the manufacturer (whichever is greater); and
- All other work will be guaranteed for a period of one (1) year.

For the warranty periods established above, the assisted homeowner may require the Construction Manager to correct defects or problems arising from the Construction Manager's work under the contract. Homeowners will be provided documentation pertaining to the home warranty. Documents provided to the applicant will include information regarding what is covered, length of coverage, and how to submit a claim against the warranty.

Individuals seeking more information regarding this and other issues may contact PRDOH at:

- Via telephone: (787) 274-2527
- Via email at [infoCDBG@vivienda.pr.gov](mailto:infoCDBG@vivienda.pr.gov)
- Online at <http://www.cdbg-dr.pr.gov/contact/>
- In writing at:

Puerto Rico CDBG-DR Program  
P.O. Box 21365  
San Juan, PR 00928-1365

### *Elevation Standards*

Elevation is not a standalone activity in PRDOH programs but shall be included as a resiliency measure for structures receiving assistance through one of the Housing programs and shall only be applied when it is required and feasible to mitigate future flood risk and protect federal investment. PRDOH will apply elevation standards for new construction, repair of substantially damaged structures, or substantial improvements to residential structures in flood hazard areas, such that the lowest floor is at least 2 feet above the 1% annual floodplain elevation, as outlined in the Federal Register. PRDOH will document when elevation, as opposed to alternative strategies, is cost reasonable to promote a community's long-term recovery on a neighborhood or local government level as part of the Whole Community Resilience Planning Program.

The programs as currently designed in the Action Plan are focused on moving families out of harm's way. However, HUD requires a general estimate of elevation to be considered. PRDOH estimates a potential



cost of \$44,306.95 for elevating single-family wooden structures, based on the following parameters: For this estimate, PRDOH considered a wooden house of approximately 30' x 35', raised above the lot's elevation, taking into account a flood elevation of approximately 36". A new interior finished floor elevation of 42" was used for calculations. Costs for elevating cement/ cinder block structures are not economically feasible based on the type of construction.

Elevation and flood insurance requirements will be put into place for all applicable program assistance to structures in the floodplain.

### *Fair Housing*

With this opportunity to rebuild, Puerto Rico will increase housing opportunities and affirmatively promote housing choice throughout the housing market. Program implementation will be conducted in a manner which will not cause discrimination on the basis of race, color, religion, sex, disability, familial status, or national origin.

PRDOH will use housing counseling programs and whole community resilience programs to build programs informed by housing choice to provide affordable housing. Because planning decisions may affect racial, ethnic and low-income concentrations, these programs will help provide affordable housing choice in areas that are defined as low-poverty or non-minority<sup>132</sup> where appropriate and in response to natural hazard related impacts. PRDOH will consider the impact of planning decisions on racial, ethnic, and low-income concentrations. This may include utilizing mapping tools and data to identify racially or ethnically-concentrated areas of poverty for the evaluation of possible impacts to those areas as well as to promote fair housing choice and to foster inclusive communities.

### *Feasibility and Cost Reasonableness*

Puerto Rico will review all projects for feasibility through cost-benefit analysis and/or comparison of construction modification costs to repair and incorporate mitigation measures versus reconstruction to the highest resiliency standard. HUD exempts disaster-damaged units that meet the grantee's definition of "not suitable for rehabilitation" from one-for-one replacement requirements. Before carrying out activities that may be subject to the one-for-one replacement requirements, PRDOH must define "not suitable for rehabilitation" in its Action Plan or in policies/procedures governing those activities. PRDOH will define "not suitable for rehabilitation" in its policies/ procedures.

Procurement procedures pertaining to the acquisition of materials and services will be reviewed for compliance with 2 C.F.R. part 200 Cost Principles including: necessary costs, cost reasonableness standards, allowable costs, and cost allocability.

### *Broadband Infrastructure*

As per requirements of the Federal Register, any substantial rehabilitation, as defined by 24 C.F.R. § 5.100, or new construction of a building with more than four rental units must include installation of broadband infrastructure, except where it is documented that: (a) The location of the new construction or substantial rehabilitation makes installation of broadband infrastructure infeasible; (b) the cost of installing broadband infrastructure would result in a fundamental alteration in the nature of its program or activity

<sup>132</sup> This language originates in the Register, and is "will promote the availability of affordable housing in low-poverty, nonminority areas where appropriate" <https://www.gpo.gov/fdsys/pkg/FR-2018-02-09/pdf/2018-02693.pdf>

or in an undue financial burden; or (c) the structure of the housing to be substantially rehabilitated makes installation of broadband infrastructure infeasible.

## **GRANT MANAGEMENT CAPACITY**

As the steward of unprecedented federal funds supporting the largest recovery effort Puerto Rico has ever managed, PRDOH has strategically designed and implemented a capacity framework proportional to the grant. The identification and training of key staff considers cross-sectoral work demands, large-scale project management needs, and tiered compliance requirements at the local, commonwealth, and federal levels.

Grant management capacity is maintained through continuous training of key staff throughout the life of the grant, collectively increasing institutional capacity as recovery efforts progress through the phases of the grant cycle. This investment in human and institutional capacity supports continuity of operations and brings forth the potential for institutional learning that leads to quality standards in services provided.

To ensure capacity is maintained, any change in executive leadership or key staff positions will be routed to HUD for review. Any modification to positions as approved in the Grantee Certifications under the Implementation Plan will result in a formal amendment to said Plan, thus subject to HUD approval. Changes to non-key staff will be an operational function of PRDOH management and reported to HUD in the regular grant reporting cycle only to the extent that such changes impact operations.

## **PROGRAM BUDGET**

The program budget outlines how funds will be spent. PRDOH will comply with the requirement that not less than 70% of the aggregate of CDBG DR Program funds be used to support activities benefiting low and moderate-income persons, as required by 83 FR 5855, through its housing programs. The program budget generally aligns with the categories identified in the unmet needs assessment, with the majority of funds designated for use in housing. The HUD-identified most impacted and distressed area encompasses the entire Island.

Any amendments to the Action Plan will take place in conformity with HUD requirements. Nonsubstantial amendments addressing minor administrative changes will be presented to HUD five (5) days prior to being incorporated into the comprehensive Action Plan. Substantial amendments addressing alterations to the Action Plan such as change to program benefit or eligibility criteria, the addition or deletion of an activity, or the allocation or reallocation of more than 10% of grant funds will be publicly posted for no less than thirty (30) days, or as otherwise indicated in the Citizen Participation Plan, to allow public input before finalizing and incorporating into the comprehensive Action Plan. Amendments to this Action Plan will be incorporated into one comprehensive document and tracked chronologically in a version control log.

**ALLOCATION OF FUNDS**  
**FIRST ALLOCATION UNDER 83 FR 5844**

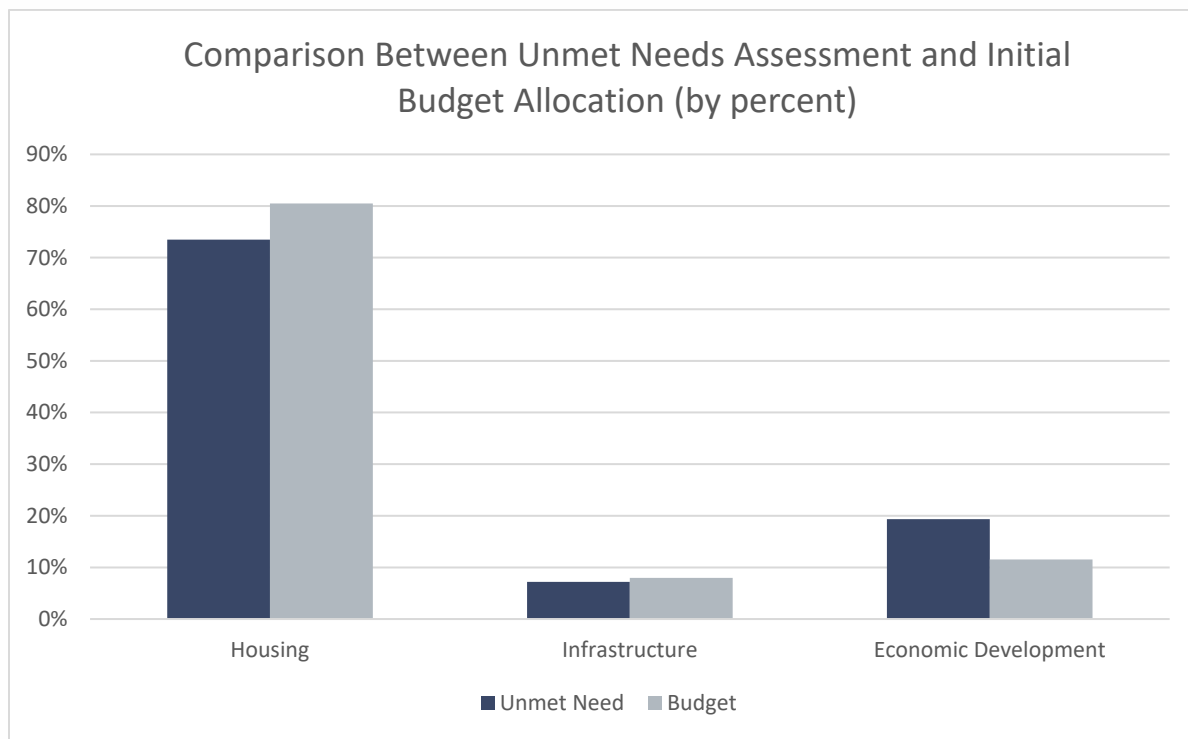


Table 40. Comparison of Unmet Needs to Budget Allocation by percentage

Table 40 compares the percentage of derived unmet need<sup>133</sup> to the percentage of overall program budget<sup>134</sup> (excluding planning and administrative costs) dedicated to each of the three main areas for recovery: housing, infrastructure and economic development. PRDOH used this comparison, along with the mandate that CDBG-DR funding be used to primarily address housing to inform the allocation of funding to each of these general program areas. To further allocate funding within each of these general categories, PRDOH relied on feedback solicited through public engagement from impacted municipalities, organizations, and stakeholders.

PRDOH received 413 project proposals related to housing. Table 41 demonstrates a comparison between the percentage of the housing budget dedicated to each program proposed in the initial Action Plan with the percentage of written project proposals (as compared to the total number of housing projects proposed)<sup>135</sup> related to each housing program. Housing project proposals which are not addressed by programs outlined in this Action Plan, demonstrated by the “Other” bar, may be considered under future

<sup>133</sup> See Table 3. Summary of Unmet Needs by Recovery Category  
<sup>134</sup> See Program Budget  
<sup>135</sup> See Figure 8. Housing projects proposed through public engagement.

funding allocations. The chart represents a comparison of activity types only and does not address funding levels or funding requests. Significant unmet financial need remains in most categories.

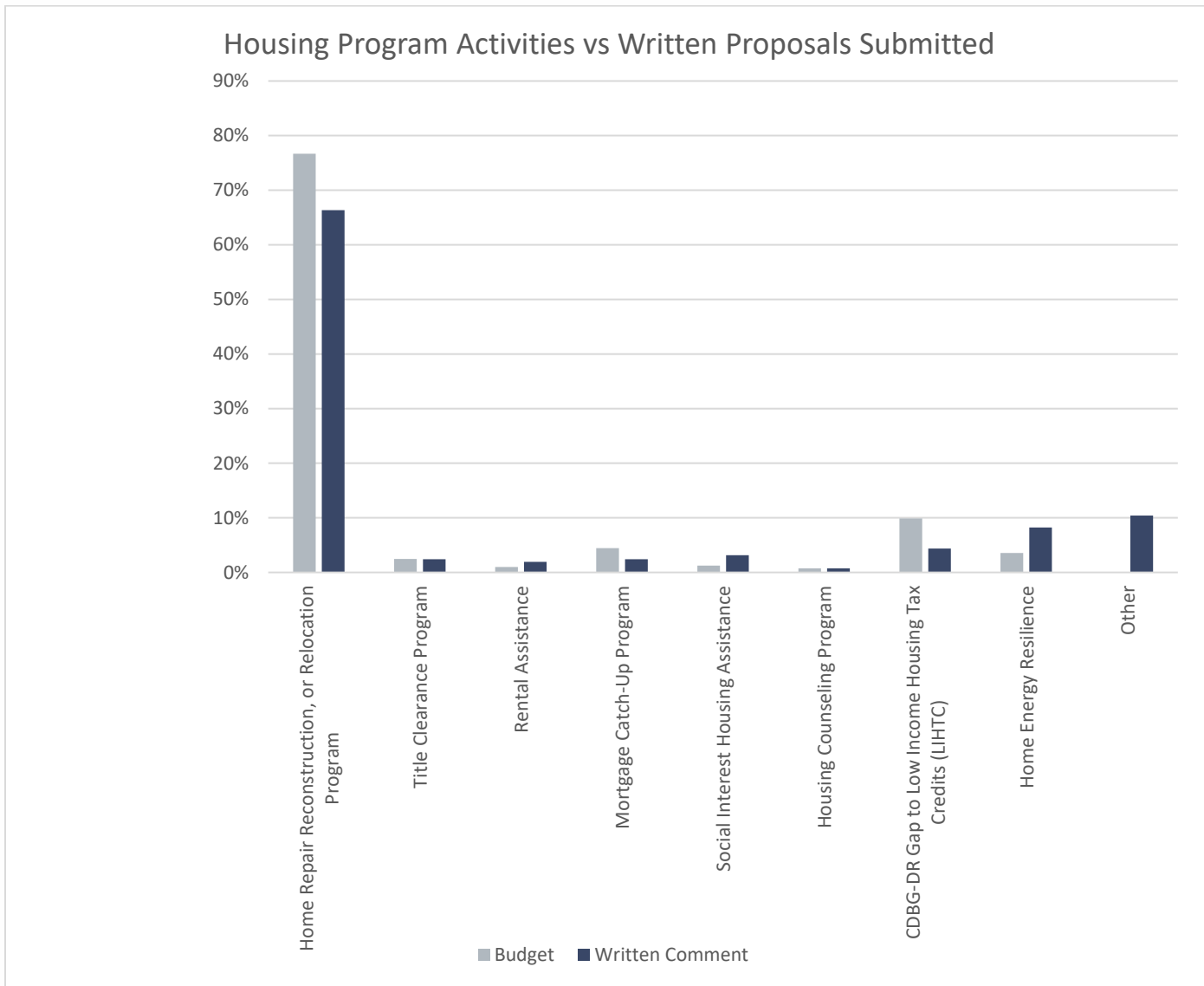


Table 41. Comparison of Housing Program Activities to Written Proposals Submitted<sup>136</sup>

A total of 120 project proposals were submitted for projects related to Economic Development<sup>137</sup>. Table 42 demonstrates a comparison between the percentage of the economic development budget dedicated to each program proposed in the initial Action Plan with the percentage of written project proposals (as compared to the total number of economic development projects proposed) related to each economic development program. In an effort to jumpstart construction and economic activity to expedite recovery

<sup>136</sup> Home Repair, Reconstruction, or Relocation (R3) program proposals percentage includes the following project proposal categories: “Rehabilitate or reconstruct homes in place”, “Construction of new residential units”, “Acquisition of available or public nuisance properties”, “Demolition of homes in the floodplain” and “Relocation of families out of high-risk areas”

<sup>137</sup> See Figure 9, Economic projects proposed through public engagement.

efforts, PRDOH has chosen to dedicate a higher percentage of the Economic Development budget, when compared to the project proposal submissions, to the Small Business Financing and Construction Revolving Loan programs. Economic Development project proposals which are not addressed by programs outlined in this Action Plan, demonstrated by the “Other” bar, may be considered under future funding allocations. The chart represents a comparison of activity types only and does not address funding levels or funding requests. Significant unmet financial need remains in most categories.

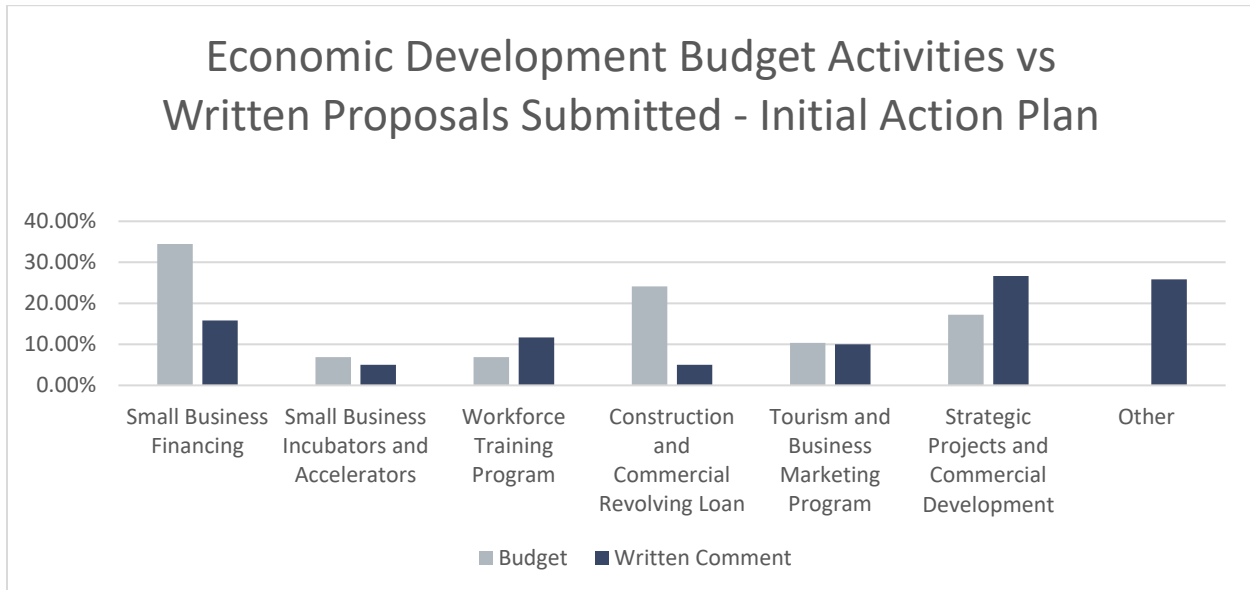


Table 42. Comparison of Economic Development Budget Activities to Written Proposals Submitted<sup>138</sup>

PRDOH received 355 project proposals related to infrastructure. The infrastructure budget outlined in this Action Plan is intended to provide an initial required match funding for approved FEMA Public Assistance (PA) or Hazard Mitigation Grant Program (HMGP) projects. Infrastructure projects proposed that are approved for funding through FEMA PA or FEMA HMGP may be eligible to receive CDBG-DR match funding. More detail on the types and locations of infrastructure activities will become available as the FEMA Project Worksheets are completed under COR3 oversight. PRDOH will work alongside COR3 to ensure coordination.

**SECOND ALLOCATION UNDER 83 FR 40314**

Funding from the allocation of \$8.22 billion allocated under 83 FR 40314 Notice was dedicated to augment programs outlined in the submission of the initial Action Plan, as well as to fund programs introduced in the Action Plan 1<sup>st</sup> Amendment (Substantial). Funding was allocated to 27 programs based on percentages of overall programs budget commensurate with the percent of overall estimated recovery costs associated with Courses of Action (COA) outlined in the 12- and 24-month Economic and Disaster

<sup>138</sup> Small Business financing project proposals percentage includes the following project proposal categories: “Incentivize businesses to continue operations in place” and “Financial assistance for businesses”  
 Tourism and Business Marketing project proposals percentage includes the following project proposal categories: “Create/rehabilitate hotels/tourist centers” and “Restore lighthouses for tourism”  
 Workforce Training project proposals percentage includes the following project proposal categories: “Education programs on economic topics” and “Workforce training”.



Recovery Plan, which may be addressed under the programs. Each of the programs described in the following section includes a listing of the Courses of Action which may be addressed by the program.

The chart below illustrates a comparison of the percentage of overall estimated recovery costs for COAs associated with programs outlined in this amended Action Plan and the percentage of the program budget associated with Puerto Rico’s second allocation of \$8.22 billion.

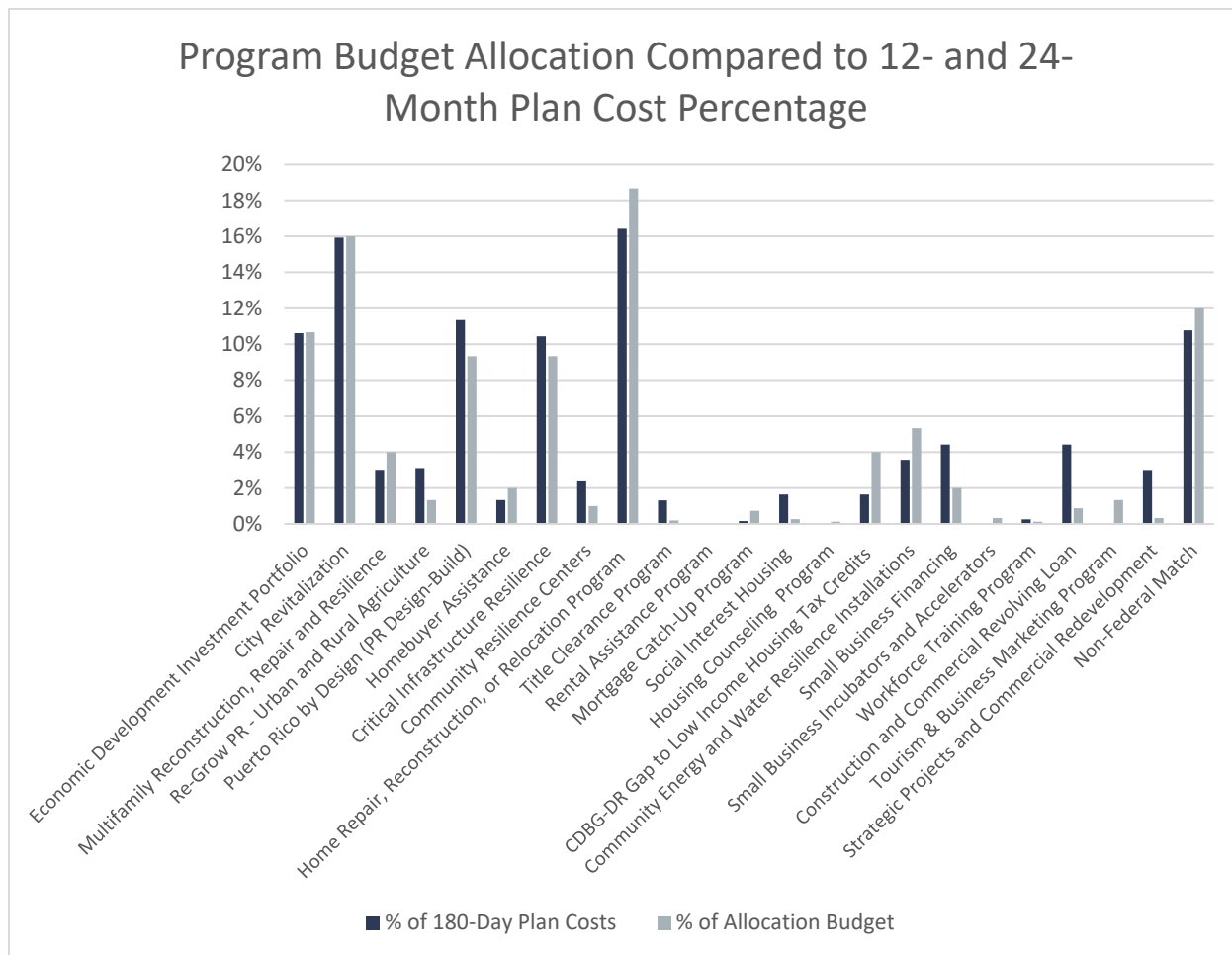


Table 43. Comparison of Program Budget Allocation to 12- and 24-month Plan Cost Percentage<sup>139</sup>

### THIRD ALLOCATION FOR UNMET NEEDS UNDER 85 FR 4681

On January 27, 2020, HUD published through Federal Register 85 FR 4681 an allocation of \$277,853,230 in additional CDBG-DR funds for Puerto Rico to address unmet Infrastructure needs. This allocation was incorporated in Action Plan Amendment 4 (substantial).

<sup>139</sup> This comparison only contemplates funding allocated under 83 FR 40314, no funding was reduced for any program allocated under the initial Action Plan, therefore, the initial allocation methodology for those programs remains; additional funding dedicated to these programs is included in this comparison. 83 FR 5844 allows for a maximum of 20% of the total grant to be dedicated to administration (5%) and planning (15%). Funding dedicated to administration and planning are not included in this comparison.

## PLAN ALIGNMENT WITHIN PROGRAMS

The content within this Amended Action Plan adheres to the August 14, 2018 Federal Register Notice, 83 FR 40314 directive for the Action Plan to be reviewed for consistency with Puerto Rico’s 12- and 24-month economic and disaster Recovery Plan, required by Section 21210 of Public Law 115–123, Puerto Rico’s Fiscal Plan, and CDBG–DR eligibility. In each of the programs and initiatives presented in Planning, Economic Development, Housing, and Infrastructure, the related courses of action from the Recovery Plan are identified.

Additionally, the 83 FR 40314 Notice allows the allocation of funds towards unmet economic revitalization and infrastructure needs as a balanced approach to housing, provided that unmet housing need will be otherwise addressed. Due to the complex impacts related to ensuring the stability of the housing system within the context of an island-wide recovery, as outlined in the HUD Recovery Strategies report, the Recovery Plan, and the Fiscal Plan, sizable investments in infrastructure and economic recovery are allocated in order to restore the supporting infrastructure that makes housing recovery feasible and sustainable over the long-term. This includes creating employment opportunities for impacted residents that will allow them to stay in their homes and reduce the downward pressure on continued out-migration, as well as infrastructure improvements that make housing investments viable. Housing will continue to be addressed with significant investments from CDBG-DR, as well as maximizing leverage with FEMA and other funds.



TOTAL ALLOCATION		LMI GOAL	First Allocation	Second Allocation	Third Allocation	Total Allocation
			\$1,507,179,000	\$8,220,783,000	\$277,853,230	\$10,005,815,230
Housing	Home Repair, Reconstruction, or Relocation Program	100%	\$835,570,050	<del>\$2,383,960,569</del> \$2,453,960,569		<del>\$3,219,530,619</del> \$3,289,530,619
	Title Clearance Program	100%	\$25,000,000	\$15,000,000		\$40,000,000
	Rental Assistance Program	100%	\$10,000,000	\$10,000,000		\$20,000,000
	Social Interest Housing Program	100%	\$12,500,000	\$20,000,000		\$32,500,000
	Housing Counseling Program	75%	\$7,500,000	\$10,000,000		\$17,500,000
	CDBG-DR Gap to Low Income Housing Tax Credits Program (LIHTC)	100%	\$113,000,000	<del>\$850,000,000</del> \$600,000,000		<del>\$963,000,000</del> \$713,000,000
	Community Energy and Water Resilience Installations Program	90%	\$0	\$300,000,000		\$300,000,000
	Homebuyer Assistance Program	30%	\$0	<del>\$300,000,000</del> \$350,000,000		<del>\$300,000,000</del> \$350,000,000
	<b>HOUSING BUDGET TOTAL</b>			<b>\$1,003,570,050</b>	<b>\$3,888,960,569</b> <del>\$3,758,960,569</del>	
Economy	Small Business Financing Program	30%	\$75,000,000	\$150,000,000		\$225,000,000
	Small Business Incubators and Accelerators Program	30%	\$27,500,000	\$57,500,000		\$85,000,000
	Workforce Training Program	60%	\$47,500,000	\$42,500,000		\$90,000,000
	RE-GROW PR Urban-Rural Agriculture Program	70%	\$0	\$92,500,000		\$92,500,000
	Tourism & Business Marketing Program	0%	\$15,000,000	\$10,000,000		\$25,000,000
	Economic Development Investment Portfolio for Growth Program	15%	\$0	\$800,000,000		\$800,000,000
	<b>ECONOMIC RECOVERY BUDGET TOTAL</b>			<b>\$165,000,000</b>	<b>\$1,152,500,000</b>	
Infrastructure	Non-Federal Match Program	70%	\$100,000,000	\$1,336,039,431	\$263,960,569	\$1,700,000,000
	<b>INFRASTRUCTURE BUDGET TOTAL</b>		<b>\$100,000,000</b>	<b>\$1,336,039,431</b>	<b>\$263,960,569</b>	<b>\$1,700,000,000</b>
Multi-Sector	City Revitalization Program	70%	\$23,000,000	\$1,275,000,000		\$1,298,000,000
	<b>MULTI-SECTOR BUDGET TOTAL</b>		<b>\$23,000,000</b>	<b>\$1,275,000,000</b>		<b>\$1,298,000,000</b>



Planning	Whole Community Resilience Planning Program	N/A	\$37,500,000	\$17,500,000	\$-	\$55,000,000
	Puerto Rico Geospatial Framework (Geoframe)	N/A	\$25,000,000	\$25,000,000	\$-	\$50,000,000
	Home Resilience Innovation Competition Program	N/A	\$750,000	\$0	\$-	\$750,000
	Municipal Recovery Planning Program <sup>140</sup>	N/A	\$56,050,508	\$0	\$0	\$56,050,508
	<b>PLANNING PROGRAMS BUDGET TOTAL</b>		<b>\$119,300,508</b>	<b>\$42,500,000</b>	<b>\$-</b>	<b>\$161,800,508</b>

	Program Administration		\$75,358,950	\$411,039,150	\$13,892,661	\$500,290,761
	Planning Programs (External)		\$119,300,508	\$42,500,000	\$0	\$161,800,508
	Program Planning (Internal)		\$20,949,492	\$114,743,850	\$0	\$135,693,342
	Program Funds		\$1,291,570,050	\$7,652,500,000	\$263,960,569	\$9,208,030,619
	Program Funds Pending Allocation in Subsequent Amendment		\$0	\$0	\$0	\$0
	<b>Total</b>		<b>\$1,507,179,000</b>	<b>\$8,220,783,000</b>	<b>\$277,853,230</b>	<b>\$10,005,815,230</b>

<sup>140</sup> Municipal Recovery Planning Program has been added in this Planning section to provide additional clarity over the funding cap of planning costs.

# PLANNING PROGRAMS

Planning is integral to the overall recovery strategy to ensure preparedness and protection from future events. As Puerto Rico transitions from the response phase to the long-term recovery phase, it is imperative for the Island to commit ample time and resources to proper planning for adequate response to future hurricanes. Because of the many challenges faced due to back-to-back large-scale hurricanes, Puerto Rico is committed to addressing and correcting recovery issues to ensure the health and safety of its residents. Having proper plans in place in advance of disasters ensures that all stakeholders understand their respective responsibilities and have a roadmap for success in undertaking response activities. Because of the geographic location of Puerto Rico, aging infrastructure, and fiscal woes, vulnerabilities exist in addition to demographic challenges that must be addressed now in anticipation of potential future threats. This includes community recovery, reconstruction, and revisioning around holistic community resilience to account for sea level rise and changes in the environment.

Puerto Rico intends to undertake a Whole Community approach to planning following the national dialogue initiated by FEMA around emergency management. As a concept, Whole Community is a means by which residents, emergency management practitioners, organizational and community leaders, and government officials can collectively understand and assess the needs of their respective communities and determine the best ways to organize and strengthen their assets, capacities, and interests. Engaging all stakeholders around the whole community approach will foster collective learning and further dialogue around anticipation of risk and best practices for resilience. Whole Community principles include:

- Understanding meeting the actual needs of the whole community
- Engaging and empowering all parts of the community
- Strengthening what works well in communities on a daily basis

In addition to the principles, the following six Whole Community strategies represent pathways to action:

- Understand community complexity
- Recognize community capabilities and needs
- Foster relationships with community leaders
- Build and maintain partnerships
- Empower local action
- Leverage and strengthen social infrastructure, networks, and assets.

Puerto Rico also recognizes planning needs related to solving the issue of non-registered construction across the Island. Undertaking an initiative to streamline information across government agencies and map parcel data using GIS technology will ensure that housing is properly accounted for and built to improved standards. Finally, the development of robust economic plans in partnership with the private sector is imperative to realizing an improved Puerto Rican economy for all.<sup>141</sup>

PRDOH may conduct feasibility studies related to major projects such as healthcare and hospital needs and community installations for renewable energy, as a planning activity so long as this does not include the development of design plans/specifications for a specific project, structure or facility. Evaluating the

<sup>141</sup> Planning activities associated with program design/ management of the other funded programs (housing, etc.) are included in a separate budget line item and are not described as a planning “program” below.



feasibility of a project should generally be completed prior to committing CDBG-DR funds to pre-construction or construction-related expenses.

### **PLANNING COORDINATION PROGRAM**

The Puerto Rico Planning Board (Planning Board) has initiated the process of developing and adopting the Advisory Base Flood Elevation Maps and adopting the Limit of Moderate Wave Action areas in coordination with FEMA. The Planning Board will also, in coordination with the municipalities, reformat, update, and improve the consistency of municipal Hazard Mitigation Local Plans in Puerto Rico to ensure all 78 municipalities have an approved local plan prior to the obligation of HMGP funds from 4339-DR-PR (Hurricane María) and any other funding event that may occur during the period of approval for the updated plans.

Updates will be completed in compliance with 44 C.F.R. § 201.6, 2 C.F.R. § 200, and the applicable Hazard Mitigation Assistance Guidance (February 2015). Additionally, the Puerto Rico Permits Management Office is in the process of reviewing the Puerto Rico Building Codes to adopt the ICC 2018. COR3 will oversee the review of the State Hazard Mitigation Plan.<sup>142</sup>

### **MUNICIPAL RECOVERY PLANNING PROGRAM**

PRDOH developed guidelines so that municipalities may receive assistance to conduct planning activities. To be eligible, these activities must be necessary, reasonable, allowable, and allocable. Planning activities as defined by HUD include but are not limited to:

- Comprehensive plans
- Community development plans
- Functional plans for housing/land use/economic development
- Mitigation plan or disaster resiliency plan
- Recovery action plans
- Costs associated with creating a plan, including data gathering, studies, analysis, and preparation of plans. Planning activities related to a specific project are Project Costs.

These activities will be administered in conformance with local and federal requirements as part of the program management planning allocation in the Action Plan budget. PRDOH will conduct outreach to the municipalities and provide guidance regarding these activities. These activities are in addition to any actions performed under the Whole Community Resilience Program, which addresses planning for targeted communities. Planning will complement and leverage efforts undertaken as part of the local Hazard Mitigation plan updates coordinated through the COR3.

### **ISLAND-WIDE AND REGIONAL PLANNING**

PRDOH will engage in regional and island-wide planning activities to coordinate the management of civic, geologic, economic, environmental and/or transportation systems.

Puerto Rico's seventy-eight (78) municipal jurisdictions overlay the Island's four mountain ranges, two hundred-plus (200+) rivers, one hundred two (102) watersheds and four (4) geological zones as well as multiple transportation systems, infrastructure impact areas, agricultural communities, special

<sup>142</sup> Information from the State Hazard Mitigation Officer (SHMO), COR3, July 2, 2018.

communities, and economic centers. Hurricanes María and Irma exacerbated existing concerns within Puerto Rico's diverse Island communities, ecologies, and infrastructure typologies. The effects of these recent hurricanes reiterate the need for comprehensive planning to consider coordinated management of Puerto Rico's resources and assets.

The island-wide and regional planning may result in data gathering and studies related to identified concerns, integrated island-wide or regional plans, environmental plans, economic plans, transportation plans, or other coordinated planning activity. These plans or studies will allow communities to develop policy, planning, and management capacity so that Puerto Rico may more rationally and effectively determine their needs, set long-term goals and short-term objectives, devise programs and activities to meet goals and objectives, evaluate the progress of such programs in accomplishing these goals and objectives, and carry out management, coordination, and monitoring of activities necessary for effective planning implementation.



WHOLE COMMUNITY RESILIENCE PLANNING PROGRAM		
<b>PROGRAM TOTAL</b> \$55,000,000	<b>ADMINISTERING ENTITY</b> FOUNDATION FOR PUERTO RICO	<b>NATIONAL OBJECTIVE</b> N/A
<b>MAX AWARD</b> \$500,000	<b>START- END DATE</b> DURATION OF GRANT	<b>ELIGIBLE AREA</b> PUERTO RICO

**HURRICANE IMPACT**

Communities across Puerto Rico were severely impacted by the hurricanes and require long-term resilience planning to ensure recovery solutions are developed to protect life and property from future hazards. Additionally, there is a significant need for outcome-oriented community planning, in particular, around Puerto Rico’s designated Special Communities as discussed in the unmet needs section.

**RECOVERY PLAN ALIGNMENT**

The Whole Community Resilience Planning Program aligns with the following courses of action from Puerto Rico’s Recovery Plan: CIT 16, CPCB 3, CPCB 4, CPCB 6, CPCB 9, HSS 22, and MUN 7.

**ELIGIBLE ACTIVITIES**

- Section 105(a)(12) – Planning and Capacity Building
- Section 105(a)(14) – Activities Carried Out through Nonprofit Development Organizations

**PROGRAM PRIORITIES**

High-risk communities, which are defined as communities situated in the floodway or floodplain, landslide risk areas: and/or areas of concentrated damage.

**PROJECT ACCOMPLISHMENTS**

The Whole Community Resilience Planning Program will result in comprehensive community recovery plans, the benefit of which will allow communities to develop policy, planning, and management capacity so that they may more rationally and effectively determine their needs, set long-term goals and short-term objectives, devise programs and activities to meet goals and objectives, evaluate the progress of such programs in accomplishing these goals and objectives, and carry out management, coordination, and monitoring of activities necessary for effective planning implementation.

**ELIGIBILITY CRITERIA**

Eligible applicants include non-governmental or non-profit organizations, local governments, and governmental entities.



## METHOD OF DISTRIBUTION

### Subrecipient Distribution Model

This program will utilize a Subrecipient Distribution model with the Foundation for Puerto Rico (FPR) as the program subrecipient responsible for administering the program, however the Foundation is not the awardee of the total value of the program budget, but the manager of the program. PRDOH will provide additional management functions and overall programmatic monitoring and compliance oversight.

Subrecipients may include non-governmental or non-profit organizations, local governments, or governmental entities who will be part of the community-driven planning to integrate the needs, desires and resources of the residents in the reconstruction or relocation solutions.

## PROGRAM & DESCRIPTION

The Whole Community Resilience Planning Initiative will craft recovery solutions for all communities, including high-risk areas to increase individual and collective preparedness to future events and ensure greater resiliency at both the community and national levels. A whole community approach ensures shared understanding of community needs and capabilities, greater empowerment and integration of resources from across the community, and a stronger social infrastructure. High risk areas may include communities located in full or in part in the flood-plain, in landslide risk areas, or other areas with environmental or hazard risk. Further, in addition to these hazard risks, a deeper and more multi-dimensional understanding of community risk and vulnerability (community resilience profile) will be developed.

The Program will publish a NOFA for the identification of eligible Applicants who will directly engage with interested communities in Puerto Rico. Selected Applicants will be monitored by the Program Manager throughout the duration of their contract.

Awarded applicant-subrecipients will work directly with communities to identify community concerns and needs, develop community resilience plans to increase resilience and mitigate risks. Throughout this process, communities will be asked to consider future stressors, environmental integrity, economic diversity and viability, hazard mitigation opportunities, historic preservation, equity and vulnerability, and infrastructure redevelopment or augmentation, as well as other issues they deem important. This process will conclude in a public document which lays out a community profile, community findings, outreach activities/methodology, needs related to disaster mitigation and resilience, best practices, and implementation scenarios for short-, medium-, and long-term projects that the community supports and has prioritized to address its needs in conjunction with other existing planning initiatives.

All information and data collected during the course of the Program will be made available to the public in order to increase knowledge and resilience on the Island.

Communities, like Caño Martín Peña, are encouraged to submit holistic plans for recovery to include items such as land-use, relocation, acquisition, and resilience measures. Communities may submit plans through an NGO, with assistance from professional planning firms and developers. NGOs may be established or developed to work jointly with communities in developing their approach. Plans should include a cost-benefit analysis to ensure feasibility of actions proposed and should be as comprehensive as possible to set the stage for next steps. Planning may include a range of items, such as housing innovation, and effective land-use. Regional planning and coordination are highly encouraged, and

municipalities are encouraged to examine the needs of special communities. Plans should include a consideration of hazard risk as part of their assessment.

PRDOH and the Foundation for Puerto Rico will work collaboratively with relevant governmental entities such as The Puerto Rico Planning Board and key community-based non-profits in the development of program guidelines to ensure consistency and a coordinated approach. FPR is a 501(c)(3) local non-profit organization whose mission is to transform Puerto Rico through social and economic sustainable development. PRDOH recognized the importance of collaboration and inclusion of the third sector and, in particular, within this program wherein working with community groups, NGOs, and other non-profits would be instrumental in ensuring the success and outcomes of Whole Community Resilience Planning Program.





PUERTO RICO GEOSPATIAL FRAMEWORK (GEOFRAME) PROGRAM		
<b>PROGRAM TOTAL</b>	<b>ADMINISTERING ENTITY</b>	<b>NATIONAL OBJECTIVE</b>
\$50,000,000	PRDOH	N/A
<b>MAX AWARD</b>	<b>START- END DATE</b>	<b>ELIGIBLE AREA</b>
\$50,000,000	DURATION OF GRANT	PUERTO RICO

### HURRICANE IMPACT

Hurricane María magnified the issue of unregistered housing across the Island. This may include housing without proper title, permits, plans, inspections, and insurance. Estimates indicate that as much as half of the Island's housing stock has been built or added on to without proper permits, with many units situated in flood zones or other high-risk areas.

Most informally built housing units are not properly accounted for in critical systems such as the 911 database, property tax records, or GIS maps. Lack of ability to locate these units complicated emergency response efforts immediately following Hurricane María and will continue to impact public safety if unaddressed. With substantial federal investment and a commitment by residents and the government alike, Puerto Rico can build back better and realize a future where homes will be locatable by emergency response personnel, ownership, and parcel registry data.

### RECOVERY PLAN ALIGNMENT

The Puerto Rico Geospatial Framework (GeoFrame) Program aligns with the following courses of action from Puerto Rico's Recovery Plan: CPCB 3, ECN 6, HOU 5, HOU 11, HOU 12, MUN 6, and PBD 1.

### ELIGIBLE ACTIVITIES

- Section 105(a)(12) – Planning and Capacity Building
- Section 105(a)(14) – Activities Carried Out through Nonprofit Development Organizations
- Section 105(a)(21) – Assistance to Institutions of Higher Education

### PROJECT ACCOMPLISHMENTS

- Puerto Rico's Spatial Data Infrastructure (SDI) Strategic Plan
- Integrated GIS Database and Cadaster; interim and final
- Web-based Geoportal
- Geospatial Management Tools, including consolidated geospatial standards, legal and regulatory analysis; data management protocols, SDI Management Protocols, portfolio of technologies, and portfolio of outreach, training and education.

## ELIGIBILITY

PRDOH direct oversight, with support from identified stakeholders and program partners, the Puerto Rico Innovation and Technology Service (PRITS), and Puerto Rico Planning Board.

## METHOD OF DISTRIBUTION

Direct Distribution Model

## PROGRAM OBJECTIVE & DESCRIPTION

The Puerto Rico Geospatial Framework (GeoFrame) Program responds to numerous data and hazard mitigation needs of Puerto Rico's citizenry, government, non-government organizations and businesses in the Disaster Impact Areas (DIA) of Hurricanes Irma and María. The objective of this Program consists of consolidating all existing Island geo-spatial data and stakeholder needs within a singular, standardized system—a centralized and open database—resilient to crisis scenarios, fiscal hardship, enabling efficient unobstructed collaboration and data access to municipalities, state agencies and public entities during and after local and whole-island emergencies.

The GeoFrame Program seeks to create a comprehensive data system and database, online mapping portal, map analyses, and a cohesive set of spatial data infrastructure tools to support all aspects of Puerto Rico's ongoing recovery and resilience. Together, the outcomes of the GeoFrame Program will support a comprehensive, cohesive Spatial Data Infrastructure (SDI) for Puerto Rico. The GeoFrame Program will compile, collect and create data necessary to develop a complete, standardized GIS database and mapping portal. The database will include datasets related to structures, parcels, title issues, roads, physical addresses, land use and hazards in Puerto Rico, among others.

The GeoFrame Program will support the development of a complete and fully accessible SDI – including agency partnerships, cutting edge software and subject matter experts, collaborative systems and protocols, and a complete cadaster with supporting, redundant geospatial data – to further the goal of a spatially enabled Puerto Rico.

Through collaboration with government agencies, like PRITS and the Puerto Rico Planning Board, as well as universities and the private sector, the GeoFrame Program will be undertaken to build the data sets for real estate property across the Island to ensure land use is correctly permitted, planned, inspected, insured, and viewable to all municipalities. The objective of this initiative is not to provide a real estate title to owners of unregistered properties; however, it will identify which properties lack official records and which structures are informal or unregistered. This will set the stage for proper ownership transfers to take place. Reconstruction must bind land-use planning with updated geographic data to ensure long-term rebuilding efforts leverage federal funds and are implemented in a way that addresses the incidence of informal housing, while enhancing the safety of the Island's residents. The CDBG-DR funds for this activity shall not be duplicative of other funding for the same scope of work, should other funds become available.

The Puerto Rico Planning Board has experience hosting data similar to that generated by this program and may assist PRDOH with the acquisition of parcel data to populate an integrated GIS database. This will assist with clarifying title and ownership records across the Island in conjunction with the Municipal Revenue Collections Center (CRIM, for its Spanish acronym) system already in use. The initiative will lay the foundation to optimize Puerto Rican agencies and municipalities from a planning, land use, and taxing

perspective and ensure that emergency response can better meet public safety standards and interagency efficiency is achieved.

The Planning Board is at the forefront of the processes and technology to promote, through effective and appropriate tools, the sustainable development of Puerto Rico. The Planning Board provides a cybernetic portal, data, economic indicators, statistics and social indicators which provide a focused lens to guide the economic, physical and social development goals of the Island. It also contains the plans, laws and regulations in force regarding the planning processes of Puerto Rico. Likewise, it has a Geographical Information System with a range of information that facilitates the planning of projects at all levels of the Island's socioeconomic development. This use of technology as an effective planning tool ensures that all sectors, public and private, can obtain reliable data and encourage investment in the Island.

The Planning Board provides interactive catalogs of official maps, digital files, geolocators, GIS, planning regulations, territorial plans, land use plans, flood insurance and case filing among other services. These services and tools position the Planning Board as a uniquely qualified partner to work with PRDOH and PRITS to serve the people of Puerto Rico for development and planning initiatives.

PRITS is a fundamental step in providing transparency, efficiency, and economic development in Puerto Rico. The PRITS is comprised of a cadre of highly talented digital minds who are in charge of transforming Puerto Rico to a "digital native" government.



HOME RESILIENCE INNOVATION COMPETITION PROGRAM		
<b>PROGRAM TOTAL</b> \$750,000 <del>\$5,750,000</del>	<b>ADMINISTERING ENTITY</b> UNIVERSITY OF PUERTO RICO AND PRDOH	<b>NATIONAL OBJECTIVE</b> N/A
<b>MAX AWARD</b> \$750,000	<b>START- END DATE</b> DURATION OF GRANT	<b>ELIGIBLE AREA</b> PUERTO RICO

**HURRICANE IMPACT**

Hurricane damage to aging power utility infrastructure caused an island-wide blackout immediately following the hurricanes and has been unstable through recovery efforts.

**RECOVERY PLAN ALIGNMENT**

The Home Resilience Innovation Competition Program aligns with the following course of action from Puerto Rico’s Recovery Plan: CPCB 10.

**ELIGIBLE ACTIVITIES**

- Section 105(a) (12) – Planning and Capacity Building
- Section 105(a) (16) – Energy Use Strategies Related to Development Goals
- Section 105(a)(14) – Activities Carried Out through Nonprofit Development Organizations
- Section 105(a)(21) – Assistance to Institutions of Higher Education

**PROGRAM ACCOMPLISHMENTS**

- The Home Resilience Innovation Competition will develop and build demonstration models based on research and development of innovative approaches to resilience and issue a Puerto Rico Resilience Innovation Guidebook as a result of research, development and testing.
- Health and safety of residents through home energy and water resilience.

**ELIGIBILITY**

Non-Profit Organizations, Institutions of Higher Education, individuals or groups of individuals.

**METHOD OF DISTRIBUTION**

Subrecipient Distribution Model



## PROGRAM OBJECTIVE & DESCRIPTION

The University of Puerto Rico, as a subrecipient, is responsible for the management and implementation of the Home Resilience Innovation Competition including but not limited to outreach and engagement activities and the evaluation of applications. This role includes overseeing and implementing a competition for innovative solutions to address home-based renewable energy generation, energy and water storage, and home functions. Home functions may include, but are not limited to appliances for cooking, water heating, refrigeration, lighting, and cooling. The combined solutions will provide residents greater resilience to power and water service interruptions, allowing them to remain in their homes with greater health, safety, and security. Additionally, community-wide resilience measures and innovative home design and construction methods are encouraged to be examined.

Proposed solutions will be evaluated by a multi-disciplinary panel to assess:

- Cost-benefit Analysis
- Length of Lifecycle
- Wattage (if applicable; or alternative measurement)
- Ease of Use
- Product Availability
- Customer Satisfaction

PRDOH and UPR will issue program guidelines outlining the innovation program process. Participants may receive limited funding for their demonstration projects. The most innovative solutions may be utilized as part of the long-term housing recovery mission. The Home Resilience Innovation Program will issue a Puerto Rico Resilience Innovation Guidebook, outlining concrete strategies for implementing the innovations developed as part of the program. The program includes funding to build multiple demonstration model(s) and conducting community outreach.



# HOUSING PROGRAMS

Understanding that funding is limited in the first CDBG-DR allocation, Puerto Rico has structured recovery programs for first-wave implementation that meet the immediate housing needs of the most vulnerable populations<sup>143</sup> on the Island by emphasizing housing programs that serve low-to-moderate income households and prioritize elderly persons age 65 and above.

Units of General Local Government, UGLGs (municipalities) have been consulted throughout the development of this plan and will remain active participants in the execution of recovery programs. Housing was identified as a critical recovery priority by the municipalities throughout the consultation process, as evidenced in the public comment submitted with the Action Plan. Municipal partnership is a vital part of serving impacted residents across the Island, and includes key functions such as informing program design, leading community outreach to program applicants, serving as a first line of information regarding programs, ensuring housing is conducted in accordance with local land use codes, and maintaining an active role as additional funds become available.

Through these programs, home repair and reconstruction will begin in earnest in a way that does not perpetuate building in high risk areas. Innovative construction and green building will modernize the housing stock while improving individual assets and household spending power. An increase in housing activity will generate layers of economic stimulus, creating jobs across multiple sectors, employing residents. Strategic revitalization of affordable housing will lead cost-burdened LMI households to a fruitful long-term recovery. Applicants to housing recovery programs will have access to housing counseling services, which will provide them with a mechanism to connect with Volunteer Organizations active in Disaster, and other federally funded programs like Housing Opportunities for Persons with AIDS (HOPWA), Continuum of Care (CoC), Section 8 voucher program, and rental subsidy programs. These programs may also address the needs for populations with wide ranging disabilities or a specific need to access information.

Additionally, housing will be created for the most vulnerable of our residents, including the homeless, and HUD-certified housing counselors will be employed to guide impacted residents through their recovery. Additionally, PRDOH will be conducting outreach to residents in impacted multi-family buildings to inform a recovery strategy for rental and multi-family tenants, in addition to the units being created under the LIHTC program. No funding has been committed to public housing at this time as FEMA assistance is still in development and the true unmet need is being assessed. Public Housing may be addressed with HUD's second allocation of CDBG-DR funding.

## ANTI-DISPLACEMENT

All CDBG-DR funded activities will be designed to or minimize the occurrence of displacement. Puerto Rico will minimize displacement of persons or entities and assist persons or entities displaced as a result of

<sup>143</sup> HUD's definition of Vulnerable Populations is broad: "Vulnerable populations refers to people who are not currently homeless but are extremely vulnerable to becoming homeless – particularly after a disaster-- due to their economic, health, or social circumstances. This might include some senior citizens, people with disabilities, non-English speakers, people with substance use issues, very and extremely low-income people, undocumented workers, and others in precarious economic circumstances," from the HUD Disaster Recovery Homeless Toolkit, <https://www.hudexchange.info/resources/documents/DR-H-Standard-Terms-for-Disaster-Planning-and-Homelessness-Services.pdf>. The term "vulnerable" is used in different contexts throughout this document, as it relates to the issue being examined. Any specific types of vulnerability considered for program purposes are listed in eligibility or priority categories for that particular program.

implementing a project with CDBG-DR funds. This is not intended to limit the ability of Puerto Rico to conduct buyouts or acquisitions for destroyed and extensively damaged units or units in a floodplain.

Puerto Rico will ensure that the assistance and protections afforded to persons or entities under the Uniform Relocation Assistance and Real Property Acquisition Policies Act (URA), and Section 104(d) of the Housing and Community Development Act of 1974 (HCDA), are available. The URA provides that a displaced person is eligible to receive a rental assistance payment that covers a period of 42 months. Given its priority to engage in voluntary acquisition and optional relocation activities to avoid repeated flood damage and improve floodplain management, Puerto Rico accepts the HUD waiver of the Section 104(d) requirements, which assures uniform and equitable treatment by setting the URA and its implementation regulations. Efforts to conduct voluntary buyouts for destroyed and extensively damaged buildings in a floodplain may not be subject to all provisions of the URA requirements. For LMI residents displaced by the CDBG-DR Program, a temporary housing program may be available through the CDBG-DR program to allow time for new units to be rehabilitated or constructed.

The Whole Community Resilience Planning Program activities outlined in the previous section will lay the groundwork for the next phase of housing recovery, building on the initial housing work done in this Action Plan. Locally-driven planning will provide opportunities for direct involvement in how communities are rebuilt.



HOME REPAIR, RECONSTRUCTION, OR RELOCATION PROGRAM		
<b>PROGRAM TOTAL</b> \$3,219,530,619 \$3,289,530,619	<b>ADMINISTERING ENTITY</b> PRDOH	<b>NATIONAL OBJECTIVE</b> LMI 100% LMI GOAL
<b>MAX AWARD</b> \$185K REBUILD OR RELOCATION \$60K REPAIR	<b>START- END DATE</b> DURATION OF GRANT	<b>ELIGIBLE AREA</b> PUERTO RICO

**HURRICANE IMPACT**

Tens of thousands of homes suffered hurricane damages and are still in need of repair. Residents may have applied for FEMA and were ineligible or received assistance, but they still face repair needs. There may also be residents that suffered damage and did not apply to FEMA. As outlined in the Unmet Needs section, there is an estimated unmet need of over \$30 billion in housing, and a significant need for assistance to the elderly. Priority for the elderly does not preclude assistance to other eligible applicants.

**RECOVERY PLAN ALIGNMENT**

The Home Repair, Reconstruction, or Relocation Program (R3) aligns with the following courses of action from Puerto Rico’s Recovery Plan: HOU 1, HOU 3, HOU 10.

**ELIGIBLE ACTIVITIES**

- Section 105(a)(4) – Housing Construction, Acquisition, Green Building Standards
- Section 105(a) (15) – Assistance to Eligible Entities for to Neighborhood Revitalization, Community Economic Development and Energy Conservation

**PROGRAM PRIORITIES**

- Prioritize elderly applicants: Elderly applicants are those aged sixty-five (65) years or older at the time of application. The elderly applicant must be a head of household or co-head of household, as in the case of a married couple, to qualify for prioritization.
- Prioritize disabled applicants: Disabled applicants are those who have at least one household member who is disabled. The disabled household member need not be a head of household or co-head of household to qualify for prioritization.



- Prioritize applicants with significant property damage: At the time of application, if the applicant's home remains significantly damaged, with a blue-roof or totally destroyed, the applicant may qualify for prioritization.<sup>144</sup>

#### PROGRAM ACCOMPLISHMENTS

- Return displaced homeowners
- Reconstruct housing to higher resilience standard
- Revitalize weak and aging housing stock
- Moving households out of unsafe conditions

#### ELIGIBILITY

- Confirmed damage to property
- Ownership of property structure (alternative methods)
- Must qualify as low or moderate income (below 80% Area Median Family Income)
- Must be an eligible single-family structure
- Must have occupied the property as a primary residence at the time of the hurricane
- To be eligible for reconstruction in place, property must not be located in a floodway, floodplain, or areas with engineering or extraordinary site conditions which make reconstruction in place not feasible. Applicants located in high-risk areas may be eligible for relocation or rehabilitation.
  - Construction projects in the floodplain which qualify as substantial improvements, as defined in 24 C.F.R. § 55.2, will not be rehabilitated. Eligible applicants with homes in the floodplain which qualify for substantial improvement rehabilitation will be offered relocation assistance.
- Note: Homeowners who receive assistance through other programs in the CDBG-DR portfolio are not precluded from assistance through the R3 Program. Homeowners meeting eligibility requirements for multiple programs may receive assistance through multiple these, deducting assistance for any duplication of benefit.

#### METHOD OF DISTRIBUTION

Direct Distribution Model

#### PROGRAM OBJECTIVE & DESCRIPTION

R3 provides assistance to homeowners to repair damaged homes or rebuild substantially damaged homes in place in non-hazard areas. Reconstruction activity returns otherwise displaced families to their homes in their same community. Homes become eligible for reconstruction when the property estimated cost of repair exceeds \$60,000 ~~or 50% of the current value~~ as confirmed through program inspection, the property is determined to be substantially damaged by an authority having jurisdiction, or a feasibility inspection determines that reconstruction is required. Homes meeting this damage threshold will be reconstructed to include resilient measures in structural materials. Homes that may not be rebuilt in place due to legal, engineering or environmental constraints (permitting, extraordinary site conditions, etc.) will not be reconstructed and the homeowner will be provided relocation options. Homes in the floodplain

<sup>144</sup> Note: These priorities may be operational for certain time periods as designated in the program guidelines.

that meet the \$60,000 damage threshold for reconstruction, substantial damage, or substantial improvement (repairs exceeding 50% of the current market value of the structure) as defined in 24 C.F.R. § 55.2 will not be reconstructed and eligible homeowners will be offered relocation options.

For reconstruction and relocation activities, the homeowner must agree to own the home and use it as their primary residence for a period of 15 years after reconstruction or successful relocation, as secured through a Sworn Grant Agreement in compliance with Rule 35.4 of the Puerto Rico Civil Procedure Rules, 32 LPRA Ap. V, R.35.4 (Entry of Judgement by Confession). Additionally, for relocation activities, the homeowner and PRDOH will execute a Direct Mortgage Deed with Imposition of Restrictive Covenants, which shall be recorded in the Puerto Rico Property Registry. The latter is a unit of the Puerto Rico Department of Justice. ~~If a homeowner moves, sells, leases, transfers, exchanges, donates, vacates, abandons or otherwise alienates the property within the first five (5) years, the entire (100%) amount of the benefit received must be repaid in full to PRDOH.~~ If a homeowner moves, sells, leases, transfers, exchanges, donates, vacates, abandons or otherwise alienates the property after five (5) years during the affordability period, ~~but before completing the 15-year affordability period,~~ the amount of benefit that must be repaid will be determined by the straight-line, linear amortization schedule ~~for the remaining years~~ as established by the Program in the Applicant's Grant Agreement.

For repair activities **only**, the ownership and occupancy compliance period will be three (3) years as secured through a Sworn Grant Agreement in compliance with the above-mentioned Rule 35.4, *supra*. If a homeowner moves, sells, leases, transfers, exchanges, donates, vacates, abandons or otherwise alienates the property within the first three (3) years, the entire (100%) amount of the benefit received must be repaid in full to PRDOH. Further information about program award requirements, occupancy and residency periods, ongoing monitoring during compliance periods, and/or applicant responsibilities related to acceptance of an R3 Program award can be found in the R3 Program Guidelines, available at [www.cdbg-dr.pr.gov](http://www.cdbg-dr.pr.gov).

#### *Ownership & Primary Residency*

Applicants must prove not only ownership of property, but primary residency at the time of the hurricane. Secondary or vacation homes are not eligible for assistance through this program. PRDOH will work to reasonably accommodate households with non-traditional documentation validating both ownership and residency. Documentation used to verify a primary residence may include a variety of documentation including, but not limited to, tax returns, homestead exemptions, driver's licenses, and utility bills when used in conjunction with other documents. Applicants may be required to prove primary residency by providing documentation validating occupancy for consecutive weeks and/or months leading up the time of the hurricane. To the extent possible, PRDOH will validate ownership and/or primary residency through electronic verification utilizing locally or federally maintained registries. After conducting a due-diligence process, the R3 Program may also allow alternative methods for documenting ownership, including an affidavit process. As needed, the Program will refer applicants to the Title Clearance Program for support in obtaining clear title.

#### *Duplication of Benefit*

In accordance with the Robert T. Stafford Act, as amended, Puerto Rico will implement policies and procedures to ensure no individual receives duplication of benefit for the same purpose and/or effect to recover from the hurricanes. Federal law prohibits any person, business concern, or other entity from



receiving federal funds for any part of such loss as to which he has received financial assistance under any other program, from private insurance, charitable assistance or any other source.

If eligible and awarded, housing assistance award calculations are based on the following factors: damage/scope of project work needed; a review of funding from all sources to ensure no Duplication of Benefits (DOB); and availability of DOB funds, if any, for use in the project. Housing assistance awards will be determined after factoring in the inputs listed above, subtracting any unaccounted-for DOB, and then factoring in the pre-determined program caps that apply to the particular housing assistance activities to be used.

Applicant awardees must subrogate any additional funds received for damage caused by hurricanes Irma or María back to the housing program. CDBG-DR funds must be funding of last resort and if additional funds are paid to applicant awardees for the same purpose as the housing assistance award they receive through PRDOH assistance (i.e., repair or replacement of the damaged structure) after PRDOH has completed the repair/rehabilitation project, those funds must be returned to PRDOH.



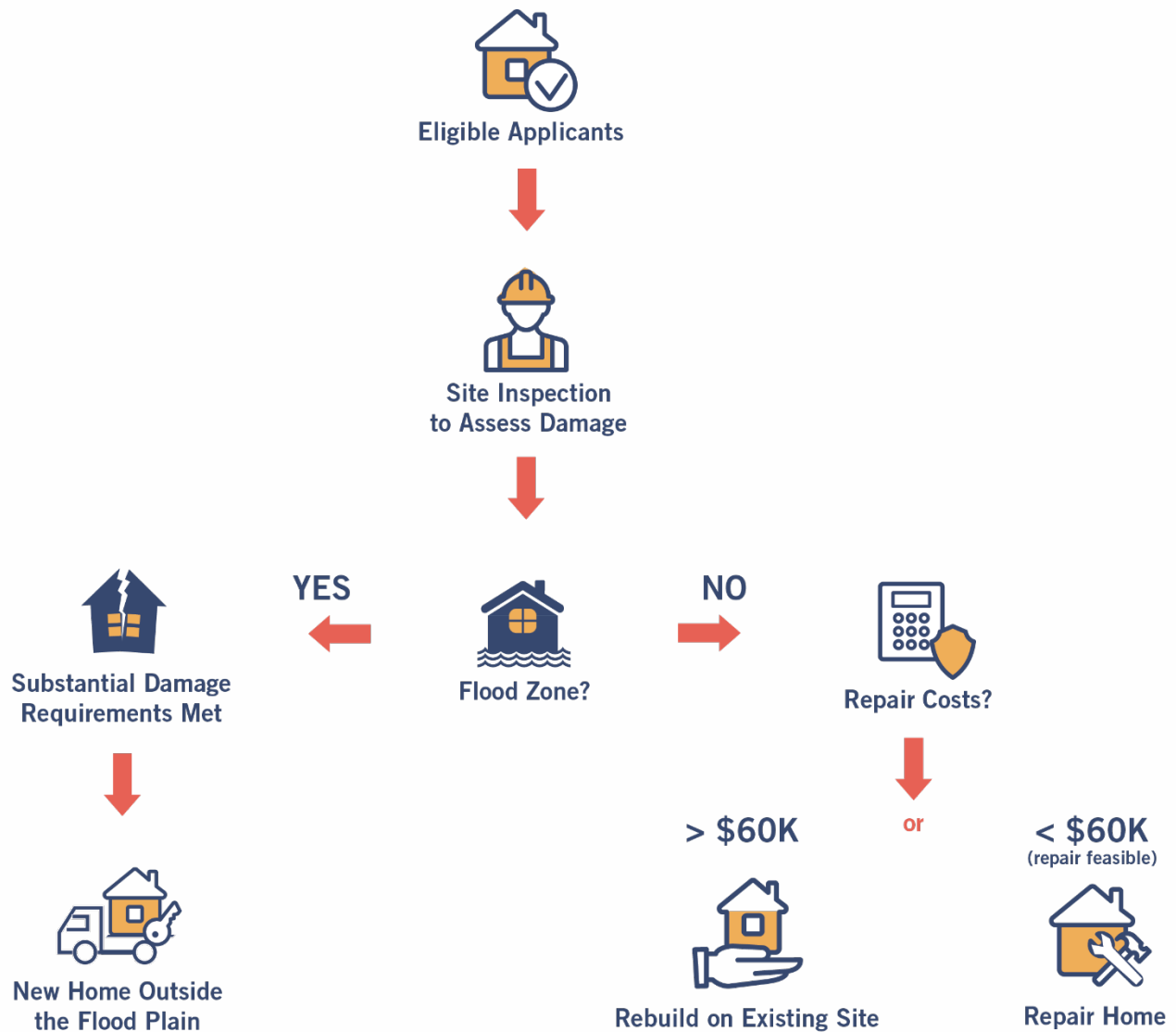


Figure 44: High-Level Overview of Repair, Reconstruction, Relocation Process

#### Permanent Relocation

R3 provides homeowners with substantially damaged homes located in high risk areas an opportunity to relocate to a safer location. At the time it is determined that a homeowner is eligible for relocation, the homeowner will be provided with R3 Program will make available housing counseling services to the homeowner to inform the applicant of available housing options and information to assist the applicant in making an informed decision regarding housing options available under the relocation program.

Relocation allows for the following two options:

- Option 1: PRDOH acquisition of the damaged property, coupled with a housing voucher which allows the applicant to select an existing or under construction home outside of a high-risk area. Damaged properties acquired by PRDOH will be demolished and vacant lots will be maintained as green space. Existing homes must be located in Puerto Rico and must meet

Housing Quality Standards (HQS), and pass applicable environmental clearance and permit requirements before an applicant awardee may move in.

Aggregate of Purchase price and any required improvements will be capped at \$185,000 or a regional cap more appropriate to market availability that does not limit housing choice and must be market reasonable. Purchase of existing homes is the preferred method of relocation and must be explored prior to exercising Option 2. ~~Program funds may be used to make improvements to the chosen, existing property.~~ Assistance received under the program is for the purchase and improvements of the newly acquired property.

- Option 2: PRDOH acquisition of the damaged property, coupled with construction of a program designed home on a new lot. New lots must be located outside of a high-risk area, including floodplains, and must comply with all applicable environmental regulations. This option may be exercised if no suitable options are available under Option 1. Damaged properties acquired by PRDOH will be demolished and vacant lots will be maintained as green space. Homeowners who are relocated by the program must agree to occupy the new home as a primary residence for not less than 15.5 years, as secured through a Sworn Grant Agreement in compliance with Rule 35.4 of the Puerto Rico Civil Procedure Rules, *supra*, and a Direct Mortgage Deed with Imposition of Restrictive Covenants, which shall be recorded in the Puerto Rico Property Registry.

Participants who are awarded relocation, but who do not wish to relocate immediately, may defer accepting the R3 Program award to allow for the participative development of a housing mitigation program under the CDBG-MIT Program. Applicants who opt to defer acceptance of a relocation award from the CDBG-DR R3 Program to participate in a forthcoming housing mitigation program will remain on hold in the CDBG-DR R3 Program until such time as the Housing Mitigation Program is established under CDBG-MIT.

HUD-certified housing counselors are available to support R3 Program applicants during the relocation process. If the eligible applicant is unable to identify a suitable existing home to purchase with a voucher, the applicant will be allowed to identify available vacant lots for purchase outside the floodplain, on which a new home would be built by the program. Limited legal services for applicants participating in the relocation program may be provided on a case by case basis.

#### *Program Caps*

\*Note – in Substantial Amendment 1, approved by HUD February 28, 2019, the maximum award caps increased to reflect the increase in costs of construction with respect to labor and materials on the Island. The maximum award for housing rehabilitation in place is \$60,000 in construction and/or hard costs per unit. The maximum award for relocation or reconstruction is \$185,000 in construction and/or hard costs per unit. However, additional costs in excess of the caps are permissible and may account for demolition and environmental abatement, unique site-specific costs such as plots of land whose size obligate the construction of a two-story unit or construction of accessways (driveways or walkways) with lengths in excess of minimum setbacks established by regulations, or utility connection costs. Temporary relocation

assistance may be available for applicants while program sponsored construction is underway, or on a case by case basis as determined by the R3 Program.

Caps for costs associated with relocation are as follows:

- \$30,000 for demolition of the hurricane impacted property
- Up to \$15,000 for the purchase of a new lot outside the floodplain. Purchase price for vacant lots should not exceed the standard single lot size in the community, up to \$15,000.

Exceptions to the caps may be considered on a case by case basis in accordance with policies and procedures. Exceptions to the caps may also consider necessary accessibility features or historic preservation. PRDOH will work with the Permit Management Office (OGPe for its Spanish acronym) to establish a streamlined permitting process for the Disaster Recovery Program.

Community Energy and Water Resilience Installations Alignment: all reconstruction and rehabilitation projects, when feasible, will be eligible to participate in this program as well. Those additional costs will be reflected and accounted for via Community Energy and Water Resilience Installations Program and will not be reflected under the award caps mentioned above.



TITLE CLEARANCE PROGRAM		
<b>PROGRAM TOTAL</b> \$40,000,000	<b>ADMINISTERING ENTITY</b> PRDOH	<b>NATIONAL OBJECTIVE</b> LMI 100% LMI GOAL
<b>MAX AWARD</b> N/A – PUBLIC SERVICE	<b>START- END DATE</b> DURATION OF GRANT	<b>ELIGIBLE AREA</b> PUERTO RICO

### HURRICANE IMPACT

Tens of thousands of homes suffered hurricane damage and are still in need of repair. Residents may have applied for FEMA or other recovery assistance and faced challenges due to lack of clear title. FEMA estimates that nearly 60% of the 1.1 million applicants for financial support were found ineligible. Although many factors contributed, one of the main reasons was the applicants' inability to prove ownership of the properties for which they were claiming damages. This overwhelming denial rate has left many without much needed critical assistance, resulting in a large unmet housing need.

### RECOVERY PLAN ALIGNMENT

The Title Clearance Program aligns with the following course of action from Puerto Rico's Recovery Plan: HOU 12.

### ELIGIBLE ACTIVITIES

Section 105(a)(8) – Public Service

### PROGRAM PRIORITIES

- Prioritize homeowners who have experienced challenges receiving federal assistance due to lack of clear title.
- Resolve incidence of title issues as identified in the Agency Planning GIS program.
- Citizens living in properties from PRDOH's portfolio or other governmental agencies to be transferred to PRDOH
- Citizens sixty-five (65) years old or older at the time of application.

### PROGRAM ACCOMPLISHMENTS

- Return displaced homeowners that have not been able to repair their homes due to lack of clear title affecting their ability to receive federal assistance.
- Promote long-term self-sustainability
- Establish consistent process to certify that a homeowner owns and controls a property (land or structure)



- Assist homeowners that lack a clean title of their properties or that are unable to register, under their name, their properties in government records

## ELIGIBILITY

- LMI homeowners throughout the declared area are eligible for assistance. Low- or moderate-income households that are at or below 80% of Area Median Family Income according to HUD Modified Income limits for CDBG-DR Puerto Rico.
- Applicants who are otherwise eligible for assistance for housing reconstruction and relocation or were FEMA ineligible due to lack of documented ownership will be prioritized.
- Property must be the applicant's primary residence.
- The Applicant must have a valid ownership claim over the property.
- At this time, title services will not be provided for applicant properties located in the floodplain or floodway; or an area considered high-risk due to engineering, soil or slope conditions as verified by engineering inspections. Exceptions will be made if title clearance is necessary for the applicant to receive benefits from other programs within the PRDOH CDBG-DR Housing Portfolio or if the applicant was granted 'right of use' or 'right of enjoyment' over the property by any local laws or regulations.
- Applicants on properties in the PRDOH land portfolio will be prioritized.

## METHOD OF DISTRIBUTION

Direct Distribution Model

## PROGRAM OBJECTIVE & DESCRIPTION

### *Limited Legal Services*

The goal of the Title Clearance Program is to provide clear title to tens of thousands of homeowners throughout the hurricane-impacted area, therefore resulting in long-term sustainability and security for residents. Applicants who are otherwise eligible for rehabilitation or reconstruction assistance under the housing program who need remedial and curative title/ownership actions may be prioritized for limited legal services assistance. During the Intake process, citizens will complete the application by providing all the information and documentation required for this stage. Then, a thorough application and document review will be made to ensure the applicant is eligible for the program. If the applicant is eligible, they will be notified of the next steps and referred for title clearance assistance. Limited legal services to resolve title issues may be performed by one or more attorneys duly licensed and authorized to practice law within the Government of Puerto Rico under rates that are subject to program approval. Homeowners unable to resolve title issues with the assistance of the legal service providers may be recommended for longer-term assistance, separate and apart from the services provided under this program.

Title Clearance Program will be assisted by qualified external services providers that will be integrated by attorneys, paralegals, case managers, land surveyors, and appraisers, and that will also be responsible for rendering services in order for the participant to obtain a clean property title. Property damage will not be a requirement for eligibility.

Services to be provided may include, but are not limited to:

- Title investigation
- Land surveys and plans
- Appraisals
- Structural assessments
- Recording fees
- Property Registry Certifications
- Preparation and filing legal documentation
- Serving summons and notifications
- Presentation of documents in Property Registry and other governmental agencies
- Filing and handling cases in court

At this time, title services will not be provided for applicant properties located in the floodplain, floodway, or landslide risk area unless necessary for the applicant to receive benefits from other Programs within the PRDOH CDBG-DR Housing Portfolio. The outcomes of the Whole Community Resilience Planning Program, as adopted into community recovery plans at a later date, will inform the next phases of title clearance assistance for homeowners in those areas.

The title clearance assistance provided under this program is a quantifiable increase in the level of service provided by Puerto Rico during the 12 months prior to submission of the Action Plan and is directly impacted by Hurricanes Irma and María.



SOCIAL INTEREST HOUSING PROGRAM		
<b>PROGRAM TOTAL</b> \$32,500,000	<b>ADMINISTERING ENTITY</b> PRDOH	<b>NATIONAL OBJECTIVE</b> LMI 100% LMI GOAL
<b>MAX AWARD</b> \$2,500,000	<b>START- END DATE</b> DURATION OF GRANT	<b>ELIGIBLE AREA</b> PUERTO RICO

#### HURRICANE IMPACT

Residents with special needs become increasingly more vulnerable to recovery barriers caused by the impact of the hurricane. As a result, additional appropriate supportive housing is needed. Multiple organizations serving vulnerable populations submitted information, as part of the public engagement process that was used to inform program design and caps.

#### RECOVERY PLAN ALIGNMENT

The Social Interest Housing program aligns with the following course of action from Puerto Rico's Recovery Plan: HOU 2.

#### ELIGIBLE ACTIVITIES

- Section 105(a)(2) – Public Facilities and Improvements
- Section 105(a)(4) – Housing Construction, Acquisition, Green Building Standards
- Section 105(a)(5) – Removal of mobility barriers
- Section 105(a)(8) – Supplementary Public Services as a component to place limited clientele (such as homeless persons, etc.) in the housing projects, once completed
- Section 105(a)(15) – Assistance to Eligible Entities for to Neighborhood Revitalization, Community Economic Development and Energy Conservation

#### *Eligible Projects*

- Projects (multi-units) may not exceed \$2,500,000. An organization may submit for multiple projects.
- Eligible sites should comply with ADA standards to the most extent feasible.
- Eligible sites should be accessible to public transportation, grocery shopping, recreation and socialization, etc.
- Eligible sites should include on-site support services for the special needs population served or be located near a service facility.

*Eligible Subrecipients*

- Non-Profit/ Non-Governmental Organizations

METHOD OF DISTRIBUTION

Subrecipient Distribution Model

PROGRAM OBJECTIVE & DESCRIPTION

This program creates housing capacity for special needs populations such as: homeless, senior citizens, domestic violence victims, persons with intellectual disability, persons with developmental and/ or physical disability, persons living with HIV/AIDS, individuals recovering from addiction and individuals with other functional or access needs. Residents of social interest housing constructed through this program may have access to housing counseling services, which may connect the resident with support services such as HOPWA, Section 8, or rental subsidy programs. The goal for the program is addressing the unmet need by creating high-quality, modern, resilient housing solutions for these populations in need.

Non-profit, non-governmental organizations will provide project proposals for social interest housing. PRDOH will evaluate submissions based on cost reasonableness, number of beneficiaries served, project duration, leverage, and shovel readiness. NGOs with projects approved by PRDOH will be responsible for execution of the project under the guidance of PRDOH. Facilities may be overseen by HUD Continuum of Care Program providers and may supplement Emergency Solutions Grants (ESG) programs for a coordinated impact to:

- Provide essential services to shelter residents;
- Rapid re-housing of homeless individuals and families; and
- Prevention of families and individuals from becoming homeless.

Submissions may include proposals for more than one project. Public services provided as part of a proposed project may not supplant other funds and must be part of a new service or quantifiable increase in the level of a service previously provided. Program guidelines regarding the application process will be published on the disaster recovery website subsequent to HUD approval of the Action Plan.



HOUSING COUNSELING PROGRAM		
<b>PROGRAM TOTAL</b> \$17,500,000	<b>ADMINISTERING ENTITY</b> PRDOH	<b>NATIONAL OBJECTIVE</b> LMI, UN 75% LMI GOAL
<b>MAX AWARD</b> \$3,000,000	<b>START- END DATE</b> DURATION OF GRANT	<b>ELIGIBLE AREA</b> PUERTO RICO

**HURRICANE IMPACT**

Tens of thousands of homes suffered hurricane damage and are still in need of repair. Residents may have applied to FEMA and may not have been eligible, may not have applied, and/or may be in need of additional housing counseling assistance.

**RECOVERY PLAN ALIGNMENT**

The Housing Counseling Program aligns with the following courses of action from Puerto Rico’s Recovery Plan: HOU 3 and HSS 30.

**ELIGIBLE ACTIVITIES**

- Section 105(a)(8) – Public Services
- Section 105(a)(20) – Housing Counseling Services

**PROGRAM ACCOMPLISHMENTS**

Housing counseling services will foster resilience through public education and advocacy, especially when delivered in conjunction with other forms of housing assistance.

**ELIGIBILITY CRITERIA**

- This is a competitive grant program. Applicant entities must be a HUD Approved Housing Counseling Agency (HCA) to provide services under the program.<sup>145</sup>
- Organizations should have experience providing services in Puerto Rico.
- Entities may undergo a capacity assessment to confirm they are appropriately staffed to serve their selected area(s) of operation and expected case load.
- All impacted residents may receive counseling services.

**METHOD OF DISTRIBUTION**

Subrecipient Distribution Model

<sup>145</sup> Interested organizations are encouraged to review the HUD requirements for becoming a HUD Approved Housing Counseling Agency (HCA) at: <https://www.hudexchange.info/programs/housing-counseling/agency-application/>



## PROGRAM OBJECTIVE & DESCRIPTION

This program will provide recovering residents with wrap-around educational services to promote understanding of housing and financial options such as: financial literacy education, homebuyer counseling, credit repair counseling, mitigate default/foreclosure proceedings, etc. Housing Counselors will be equipped to connect program participants with resources including, but not limited to Voluntary Organizations Active in Disaster (VOAD), and other federally funded programs like CoC and Section 8, and rental subsidy programs.

Puerto Rico will work with HUD-approved housing counseling agencies which are uniquely situated to assist with long-term recovery. They are regulated extensively by HUD to ensure they are trained, knowledgeable, unbiased and acting with the best interests of the household. Most of them have worked in the communities for long periods of time, with neighborhood-based staff and board members, and are known and trusted by the residents.

Special training seminar(s) will be held to ensure current and new counselors are well-informed about programs offered under CDBG-DR. Curriculum will cover the scope of available programs and cover eligibility requirements in depth. Additional efforts will be made, as necessary, to hold special training sessions to educate surge staff new to housing counseling services to ensure service providers are appropriately staffed to meet applicant needs.

Counseling services can range from individualized, one-on-one counseling to help homeowners identify and address barriers to permanent, safe and affordable housing, to advocacy with insurance and mortgage companies, to group education addressing how to remediate mold or how to avoid common scams. Services will be made accessible to individuals having wide-ranging disabilities including mobility, sensory, developmental, emotional, and other impairments through communication standards and or program guidelines that adhere to HUD policies such as ADA compliance and 504. Services may also be provided related to rental counseling.

The maximum award for a single housing counseling entity is \$3,000,000. PRDOH estimates that multiple counseling programs will be implemented. If distinct HUD-certified counseling organizations are unable to provide services, any remaining funds may be made available to one or more of the other contracted counseling providers. Program guidelines regarding the application process will be published on the disaster recovery website subsequent to HUD approval of the Action Plan.



CDBG-DR GAP TO LOW INCOME HOUSING TAX CREDITS PROGRAM (LIHTC)		
<b>PROGRAM TOTAL</b>	<b>ADMINISTERING ENTITY</b>	<b>NATIONAL OBJECTIVE</b>
\$963,000,000	HOUSING FINANCE AUTHORITY (AFV)	LMI
\$713,000,000		100% LMI GOAL
<b>MAX AWARD</b>	<b>START- END DATE</b>	<b>ELIGIBLE AREA</b>
VALIDATED GAP	DURATION OF GRANT	PUERTO RICO

**HURRICANE IMPACT**

Thousands of homes suffered damage from Hurricanes Irma and María, rental properties are no exception. Resilient affordable rental housing is needed. The CDBG-DR Gap to Low Income Housing Tax Credits Program (LIHTC) will increase rental housing stock to address rental housing needs at affordable rents.

**RECOVERY PLAN ALIGNMENT**

LIHTC aligns with the following course of action from Puerto Rico’s Recovery Plan: HOU 2

**ELIGIBLE ACTIVITIES**

- Section 105(a)(4) – Housing Construction, Acquisition, Green Building Standards
- 42 U.S.C § 5305, Low-Income Housing Credit

**PROGRAM ACCOMPLISHMENTS**

Leveraging Low Income Housing Tax Credits (LIHTC) serves to extend the impact of CDBG-DR funding while creating much needed affordable rental housing units.

**ELIGIBILITY CRITERIA**

AFV will administer the program in partnership with PRDOH.

**ELIGIBLE PROJECTS**

Projects must be eligible for funding under LIHTC.

**METHOD OF DISTRIBUTION**

Subrecipient Model

**PROGRAM OBJECTIVE & DESCRIPTION**

Puerto Rico receives millions of dollars each year in Low Income Housing Tax Credits (LIHTC) and currently has more than \$1 billion in LIHTC 4% projects available to be leveraged. Additionally, several projects under the 9% tax-credit program are shovel-ready and awaiting gap financing. PRDOH will provide gap

funding, using CDBG-DR dollars, for properties being developed with LIHTC, thus maximizing the benefit provided by both federal funding streams.

PRDOH will partner with the Housing Finance Authority (AFV, for its Spanish acronym), to select projects for this Program, as proposed by developers qualified to use LIHTC. Projects will be evaluated based on cost reasonableness, developer capacity, number of beneficiaries served and shovel readiness. The LIHTC program will provide gap funding through either grants and/or loans (when needed) to developers with approved projects. Repaid loan funding will be used to fund additional approved LIHTC projects. Any program income generated will be used to fund program activities or administrative costs.

The maximum total award (grant and any necessary loan funding) per project is contingent on proposals already submitted to AFV to qualify for the pre-approved 9% tax credit roster. Additional project rosters will be curated by AFV. The Program will consist of ~~\$713,000,000~~ \$963,000,000 for funding multiple projects, and projects will be funded to the extent that funds are available. Each project will include multiple individual housing units. Either 4% or 9% tax credit projects are eligible, as approved by AFV.

The AFV has participated in the rehabilitation of low-income housing projects throughout the Island using, among others, LIHTC. This program, established in 1988, has been instrumental in the rehabilitation of 19,507 units.

Currently, 1,533 units are in the pipeline with 9% low income housing tax credits program and will be completed within 24 months of each project start. CDBG-DR loans with 9% LIHTC will be leveraged to stretch both funding sources and to create projects that accomplish several goals.

All projects must generate affordable LMI housing in a supply proportional to the area LMI population, and in compliance with HUD Fair Market rent rates for an affordability period. Projects funded through this program must maintain affordable housing in accordance with the 15 or 20 -year affordability period outlined in 83 FR 40314, or the affordability period required by LIHTC, whichever is longer. ~~2018~~ 2020 LIHTC rent rates are included as Appendix H to this Action Plan.

Proposed LIHTC projects that include specific targets that consider and correlate to greater city revitalization efforts, opportunity zones, or strategic growth nodes will be weighted more strongly upon evaluation. Further, project proposals incorporating transportation services for the elderly (Égidas) under the second tranche will also be weighted more favorably.

PRDOH may include targeted funds under this LIHTC Program to address affordable housing needs based on data provided by the Puerto Rico Public Housing Authority (PRPHA) regarding potential public housing projects. Taking into account the above, PRDOH has set-aside \$250,000,000 from the CDBG-DR allocation for preservation, rehabilitation, or qualified new construction projects that are part of a comprehensive plan to redevelop, replace, and/or rehabilitate existing Puerto Rico Public Housing Administration's inventory.

RENTAL ASSISTANCE PROGRAM		
<b>PROGRAM TOTAL</b> \$20,000,000	<b>ADMINISTERING ENTITY</b> PRDOH	<b>NATIONAL OBJECTIVE</b> LMI 100% LMI GOAL
<b>MAX AWARD</b> IN ACCORDANCE WITH PROGRAM GUIDELINES	<b>START- END DATE</b> DURATION OF GRANT	<b>ELIGIBLE AREA</b> PUERTO RICO

### HURRICANE IMPACT

Thousands of homes suffered damage from Hurricanes Irma and María, and rental properties were no exception. Additionally, over 517 low-income, elderly households are at immediate risk of displacement from previously affordable rental units. These units were built many years ago under the Act 173 Program<sup>146</sup> in Puerto Rico and were maintained at affordable rents for extremely low-income residents for many years. However, affordability agreements expired a few months before the hurricanes and were being explored for renewal by PRDOH. A portion of the financing which supported these units was stressed before the hurricane; however, a primary source of funding remained in place as a share of funds generated by the Lottery. Lottery funds were directly impacted by reduced sales after the hurricanes, and the reduction has negatively impacted the availability of funds with which to renew the affordability agreements on the properties.

Additionally, many of the properties suffered direct damage and the owner operators of these hurricane-impacted developments have utilized their reserves to cover the cost of diesel and for repair costs not covered by insurance. Shelter evacuees were placed into these units, which served as shelter for the elderly.

ONE OF THE SUGGESTED STRATEGIES LISTED BY THE HUD HOUSING DAMAGE ASSESSMENT AND RECOVERY STRATEGIES REPORT FOR PUERTO RICO FOR HURRICANES IRMA AND MARÍA IS, "ENSURE SUFFICIENT FUNDS TO CONTINUE ASSISTING THE LAW 173 PROJECTS."

Because of these multiple impacts, owners are under pressure to utilize higher rates in order to maintain the properties. Rental units were seriously damaged or destroyed across the

Island and affordable rental housing is urgently needed, especially for the elderly, who are in need of rental assistance, even at affordable rents, because of their extremely low incomes. These elderly

<sup>146</sup> The Act 173 Program was established by Puerto Rico's Act 173 of August 31, 1996, known as the Housing Rental and Improvement Subsidy Program for Low-Income Elderly Persons, that assists low-income elderly households by subsidizing rental housing costs.

residents are at immediate risk of becoming homeless because they cannot afford the rents without assistance. One of the Suggested Strategies listed by the HUD Housing Damage Assessment and Recovery Strategies Report for Puerto Rico for Hurricanes Irma and María is, “Ensure sufficient funds to continue assisting the Law 173 projects”.<sup>147</sup>

#### RECOVERY PLAN ALIGNMENT

The Rental Assistance Program aligns with the following courses of action from Puerto Rico’s Recovery Plan: Most closely aligns with HOU 2.

#### ELIGIBLE ACTIVITIES

- Section 105(a)(8)/570.201(e) - Public Services to prevent homelessness among low-income residents<sup>148</sup>
- Rental assistance to tenants—42 U.S.C. 5305(a)(8); as authorized by a waiver issued in 84 FR 4836

#### PROGRAM PRIORITIES

Prioritize very low-income, elderly applicants

#### PROGRAM ACCOMPLISHMENTS

- Promote housing sustainability
- Preserve the loss of extremely affordable rental units
- Prevent homelessness

#### ELIGIBILITY CRITERIA

- Households below 50% AMFI<sup>149</sup>
- Must rent and occupy the property as a primary residence
- Priority for households below 30% AMFI
- Elderly (60 years or older for this program only)
- Housing units in the Act 173 Properties
- The property owners of the eligible units will apply to PRDOH on behalf of eligible households. Households apply to the property owner, who provides the paperwork to PRDOH for approval. Existing tenants will already have applications on file.

#### METHOD OF DISTRIBUTION

Direct Distribution Model

<sup>147</sup> HUD Housing Damage Assessment and Recovery Strategies Report. Housing RSF. Issued June 29, 2018. Page 37.

<sup>148</sup> PRDOH may seek a waiver to HUD to provide these urgent services should HUD determine that a different eligibility category is needed.

<sup>149</sup> Or adjusted AMFI as permitted by HUD.



## PROGRAM OBJECTIVE & DESCRIPTION

Grant funds will provide temporary rental assistance to residents of hurricane-impacted areas (pursuant to Federal Register Notice of allocation) who are experiencing homelessness or are at risk of becoming homeless. Those at risk of homelessness are further described as persons living in unstable or overcrowded housing; those forced to move frequently due to economic hardship; those being evicted from a private dwelling unit and lacking resources or a support network to obtain other housing; living in a shelter or transitional housing; and other reasons such as those associated with increased risk of homelessness as defined by HUD.<sup>150</sup>

It is the responsibility of PRDOH to create program policies necessary to arrange the disbursement and duration of rental assistance. PRDOH may solicit and obtain documentation related to income and household composition in order to determine assistance. Program guidelines will be issued by PRDOH subsequent to HUD approval of the Action Plan.

- a. The rental assistance will be utilized to reduce the monthly lease payment for a period of up to 24 months and will be used to make up the difference between the amount a household can afford for housing under local rent standards and can include an option to assist tenants with utility costs and security deposits.
- b. Rental Assistance will deliver rental assistance to low- and moderate-income households in need of stabilized housing.
- c. PRDOH will adopt necessary program policies to determine the subsidy that will be made available to the beneficiary, depending on monthly income and household composition.
- d. The maximum rental assistance may not exceed \$400 monthly. It is the responsibility of PRDOH to adopt necessary program policies in order to arrange the disbursement and duration of the assistance.
- e. Once the rental assistance has been granted, it may vary annually if there is a change in household composition or income.
- f. PRDOH may solicit and obtain documentation related to income and household composition in order to determine the appropriate level of assistance.
- g. PRDOH may solicit and obtain documentation to demonstrate assisted units meet Housing Quality Standards (HQS) and accessibility standards.
- h. After serving all Act 173 Program eligible tenants who apply to the Program during the initial Intake period, remaining funds may be used to assist applicants who meet all other eligibility criteria except being residents of housing units in Act 173 Program housing units.

Funds under this program may not be used to replace funds previously allocated by the General Budget of the Government of Puerto beginning Fiscal Year 2016-2017 to the Department of Housing to cover the administrative, operational costs, and operating expenses of the program, and will provide service to address need as a result of the hurricane.

<sup>150</sup> The HUD definition for “At risk of Homelessness” can be found at 24 C.F.R. § 578.3.

COMMUNITY ENERGY AND WATER RESILIENCE INSTALLATIONS PROGRAM		
<b>PROGRAM TOTAL</b> \$300,000,000	<b>ADMINISTERING ENTITY</b> PRDOH	<b>NATIONAL OBJECTIVE</b> LMI, UN 90% LMI GOAL
<b>MAX AWARD</b> VARIABLE	<b>START- END DATE</b> DURATION OF GRANT	<b>ELIGIBLE AREA</b> PUERTO RICO

**HURRICANE IMPACT**

The hurricanes caused widespread, prolonged power outages and water security challenges across the Island, leaving thousands of residents vulnerable to life-threatening conditions for months. As the repair and hardening of the Island’s electrical grid will take years to achieve, short, medium, and long-term solutions are needed. Similarly, as potable water supply challenges are being addressed, solutions at the household or community scale can provide multiple benefits. The power grid suffered massive hurricane damage and remains fragile, and while the majority of the Island’s population has had power restored, communities remain vulnerable to intermittent power outages. The entire Island suffered another outage on April 18 - 19, 2018 and again in January 2020. The latter due to the swarm of earthquakes. From December 29, 2019 through January 17, 2020, the Advanced National Seismic System U.S. Geological Survey recorded ten (10) earthquakes with a magnitude five (5) or larger along the southern-west coast of Puerto Rico. The largest quake occurred on January 7, 2020, with a magnitude of 6.4, which left most of the Island without power and nearly 300,000 residents were without water.

**RECOVERY PLAN ALIGNMENT**

The Community Energy and Water Resilience Installations Program aligns with the following courses of action from Puerto Rico’s Recovery Plan: CPCB 4 and WTR 3.

**ELIGIBLE ACTIVITIES**

- Section 105(a)(4) – Housing Construction, Acquisition, Green Building Standards – 24 C.F.R § 570.202(b)
- Section 105(a) (15); – Public Facilities and Public Service - 24 C.F.R. § 570.201.

**PROGRAM PRIORITIES**

- Serve communities/residents in areas identified as having electrical grid vulnerabilities
- Serve communities/residents living in areas with water security challenges

**PROGRAM ACCOMPLISHMENTS**

Promote energy efficiency, reliability and renewable resources, and water efficiency and security.



## ELIGIBILITY CRITERIA

This program is intended to work with and complement existing CDBG-DR Programs; therefore the eligible applicants are outlined below:<sup>151</sup>

- Home Repair, Reconstruction, or Relocation Program (R3 Program):
  - Homeowners receiving assistance and who have received a notice of award under the R3 Program for Rehabilitation, Reconstruction, or New Construction.
- Small Business Incubators and Accelerators Program (SBIA Program):
  - Non-profit, units of local government, private, governmental and for-profit organizations to repair existing Small Business Incubators or build new ones participating under the SBIA Program.
  - Business awarded under the SBIA Program for Rehabilitation, Reconstruction, or New Construction.
- Social Interest Housing Program (SIH Program):
  - Non-Profit and Non-governmental Organization
  - Projects being Rehabilitated, Reconstructed, or New Construction, awarded under the SIH Program. The eligible SIH property types are as following:
    - Single Family housing
    - Two-unit structures
    - Multi-unit rental property
    - Group homes
    - Other properties or special needs housing as needed by population served

## METHOD OF DISTRIBUTION

Direct Distribution Model

## PROGRAM OBJECTIVE & DESCRIPTION

The island-wide power outages and potable water disruptions as a result of Hurricane María have complicated recovery across the entire spectrum. Businesses have closed, critical services have been disrupted, and residents have been unable to stay in their homes because of lack of light, cooking facilities, cooling, water heating, and refrigeration. This is especially perilous for families with special needs and medical conditions.

While the Island begins the larger process of transforming the power grid and distribution systems, and addresses vulnerabilities to potable water supplies, residents must receive assurance that they can avoid displacement or threats to health and safety caused by interruptions to power service and potable water.

Homes unprepared for the natural threats on the power grid were left vulnerable in the aftermath of Hurricanes Irma and María. Rebuilding to protect federal investment and to sustain recovery efforts requires resilient design and improvements that incorporate modern technology for life-sustaining purposes during off-grid events. Energy and water resilience efforts may include the installation of photovoltaic systems and battery storage for critical loads and medical needs. Business and public

<sup>151</sup> There may be some limitations in cases of rehabilitation. Those limitations will be described in the Programs Guidelines.

facilities may benefit from energy production and storage and water storage systems that can support health, safety, and needs of the public.

To address the energy and water system vulnerabilities, the Community Energy and Water Resilience Installation program will provide energy and water efficiency and resiliency installation to eligible projects being rehabilitated, reconstructed, or a new construction under a CDBG-DR program, without any cost to the applicant. The eligible household units may receive improvements which include the installation of a solar (photovoltaic) system with a battery system for essential plug loads to supply energy in the event of a power outage situation and installation of a water storage system. Business, and Public Facilities may receive an award for a photovoltaic system with battery backup for critical loads and a water storage system.

For the energy resilience installation, the photovoltaic system with battery backup will allow eligible applicants the ability to run critical loads, some household appliances, life-support devices, and permit for shelter-in-place options during outages. In the case of water resilience installations, the water storage system will provide households with the ability to store water to be used when there is an interruption in water services. This program will be used as an add-on to, or potentially integrated within applicable CDBG-DR programs such as the Home Repair, Reconstruction, or Relocation Program, Social Interest Housing Program, and Small Business Incubators, and Accelerators Program.



HOMEBUYER ASSISTANCE PROGRAM		
PROGRAM TOTAL	ADMINISTERING ENTITY	NATIONAL OBJECTIVE
\$300,000,000	PUERTO RICO HOUSING FINANCE AUTHORITY (PRHFA)	LMI, UN
\$350,000,000		30% LMI GOAL
MAX AWARD	START- END DATE	ELIGIBLE AREA
\$40,000	DURATION OF GRANT	PUERTO RICO

#### HURRICANE IMPACT

Outmigration was a challenge to community sustainability and viability across Puerto Rico before the hurricanes and following these disasters this problem has only magnified. There are decreasing levels of homeownership across the Island and a growing stock of vacant homes.

#### RECOVERY PLAN ALIGNMENT

The Homebuyer Assistance Program aligns with the following courses of action from Puerto Rico's Recovery Plan: HOU 8 and HOU 12.

#### ELIGIBLE ACTIVITIES

Home Purchase activities - Section 105(a) (24) (§570.201(e), §570.201(n))

#### PROGRAM ACCOMPLISHMENTS

Support community sustainability and viability by increasing homeownership rates in communities across the Island. Increases in long-term homeowner residents will contribute to additional positive ripple effects in communities. Supporting critical recovery workforce personnel in homeownership will further incentivize the return or maintenance of a greater population base.

#### ELIGIBILITY

Homebuyers must meet the following eligibility criteria:

- Low- and Moderate-Income households (below 80% Area Median Family Income (AMFI) or Urgent Need income households (below 120% AMFI)<sup>152</sup> and;

<sup>152</sup> PRDOH sought and was approved by HUD a waiver to expand homeownership opportunities utilizing FHA insurance to borrowers whose incomes are at or below 120% AMI. Currently, the Code of Federal Regulations (24 C.F.R.) and the Single-Family Policy Handbook 4000.1 (Handbook) limits affordable homeownership programs to borrowers whose income are at or below 115% AMI. The Atlanta Homeownership Center granted an approval of an increase of the standard 115% AMI limit as identified in the Code of Federal Regulations and Handbook so that the PRHFA can provide down payment and closing cost assistance to borrowers who are utilizing FHA mortgage insurance with incomes not to exceed 120% of AMI in purchasing eligible properties in Puerto Rico. This will allow for FHA's AMI limit to match that of HUD's Office of Community Planning and Development's 120% AMI limit which subsequently allows the PRHFA to take advantage of the CDBG-DR funding opportunity.



- First time Homebuyer, as recognized by HUD.<sup>153</sup>
- Household must qualify for mortgage or have funds to purchase compliant property.
- Commits to utilize their home as the primary residence for a minimum period of five (5) years.

## METHOD OF DISTRIBUTION

### Subrecipient Distribution Model

## PROGRAM OBJECTIVE & DESCRIPTION

Outmigration and loss of population base due to disaster creates a negative cycle for communities struggling to recover across the Island. Loss of population base post-disaster is a challenge that impacts communities of all sizes. When residents leave after a disaster and do not return, this creates ripple effects across the community, impacting schools, the economy through closure of businesses, loss of workforce, revenue declines, and reducing public financial capacity to provide services to the community.

Availability of affordable housing options is part of the equation, but the financial stability and resources available to residents to purchase their own homes are also important parameters related to an individual or family's ability to secure long-term options and contributes to long-term community recovery. For individuals and families considering the option to return to their community or move, it is often a consideration of the ability to reestablish a firm foundation, whether to re-root themselves or seek a new opportunity elsewhere.

This program, under the administration of the Puerto Rico Housing Finance Authority (PRHFA), helps Puerto Ricans purchase homes through a variety of support mechanisms, thereby increasing the level of homeownership in impacted communities and contributing to long-term sustainability and viability of communities across the Island.

This program will seek to target public or private critical recovery workforce sectors, recognizing the importance of first responders including, but not limited to, teachers, healthcare workers and medical personnel, and law enforcement. This program understands that these members of the workforce are instrumental in incentivizing the return of other residents to ensure community viability, and sufficient workforce in these critical sectors is vital in creating positive ripple effects across communities, as they provide public safety, emergency support, education for school age children, and healthcare for families in communities working to recover and rebuild. The program will prioritize eligible households whose resident/s is/are member/s of the Critical Recovery Workforce (CRW), as described in the Program Guidelines.

Documented CRW members include, but are not limited to:

- First responders, medical personnel, teachers (PreK-12), and law enforcement officers, all who are either LMI (below 80% AMFI) or Urgent Need (below 120% AMFI).
  - Law Enforcement Officers: Employed full-time by a law enforcement agency of Puerto Rico or a unit of general local government; and, in carrying out such full-time employment, are sworn to uphold, and make arrests for violations of, federal, state, tribal, county, township, or municipal laws.

<sup>153</sup> This Program follows the HUD definition for first-time homebuyer as published at 24 C.F.R. § 93.2 – Definitions.

- Teachers: Employed as a full-time teacher by a Puerto Rico-accredited public school or private school that provides direct services to students in grades pre-kindergarten through 12.
- Firefighters/Emergency Medical Technicians/ Medical Personnel: Employed full-time as a firefighter or emergency medical technician by a fire department or emergency medical services responder unit of Puerto Rico or a unit of general local government. Employed full-time as a medical professional under definition of the Puerto Rico Department of Health.

Eligible applicants will be provided with financial assistance for closing costs (e.g. Title insurance, mortgage insurance premium, etc.) and down payment to assist with the gap between the amounts of the first mortgage the household is able to obtain from a lender and the purchase price of a home.

Before a prospective buyer is referred to counseling or to execute a sales agreement for CDBG-DR assistance, the buyer must complete an Application for Assistance. The information obtained in the application will be used – along with verifications – to determine a buyer’s eligibility to purchase a home and to receive CDBG-DR assistance. Before approved buyers begin looking for a home to purchase, they should be pre-qualified for a mortgage loan. This takes the guess work out of deciding how much for a house a prospective homeowner can afford. Lenders sometimes call this preliminary paperwork a “pre-approval” and will issue a letter stating that a prospective homeowner has been conditionally approved up to a certain amount. Also, the housing counselor will help a buyer to analyze how much he or she will likely be able to borrow using these factors before the buyer approaches a lender to apply for mortgage qualification or pre-qualification.

All pre-qualified applicants will be required to attend a housing counseling course about the responsibilities of being a homeowner. HUD certified Housing Counselors will provide a homeowner course specific to the needs of these applicants. Topics may include but are not limited: to understanding the obligations of homeownership; strategies, plans and budgets to maintain financial success as a homeowner; and understanding of how to maintain a safe living environment.

PRDOH will proactively communicate with realty and lending professionals who work with the general home buying public. These professionals can identify potentially eligible buyers and refer them for CDBG-DR qualification, effectively expanding program marketing. The real-estate professionals are experienced with the home purchase process and can help guide eligible buyers through that process, ensuring that buyers attain their goal within reasonable times.

#### ELIGIBLE PROPERTIES

While homebuyers may choose to purchase homes anywhere in Puerto Rico, program participants are encouraged to purchase Real Estate Owned (REO) properties and will be provided listings of available REO properties. **Properties cannot be second homes.**

Buyers may select the following unit types:

- Detached Single Family
- Attached Single Family
- Condominium Unit
- Cooperative Unit

Additional Property Requirements are:

- Selected properties must meet HUD Housing Quality Standards (HQS) and all applicable local codes.
- Properties must not be located in a Special Flood Hazard Area (SFHA) or Coastal Barrier Resources area.
- Properties must be able to be acquired through a valid deed, free and clear of any lien and encumbrance that may affect PRDOH's rights over the property under the Deed of Mortgage and Restrictive Covenants.

#### PROGRAM CAPS

- The program will provide up to \$25,000 per household in assistance to eligible applicants; or
- Up to \$35,000 per household that contains a qualified Critical Recovery Workforce member as a documented resident.

#### REDEVELOPMENT INCENTIVE

Program participants may receive an additional \$5,000 in assistance if they choose to purchase a home in a designated urban and/or redevelopment zone as defined in the Program Guidelines procedures.

#### PRIMARY RESIDENCE REQUIREMENT

At closing, a five-year lien for the amount of CDBG-DR assistance will be filed against the property. The lien will be forgiven at the end of the five-year period upon confirmation the applicant still owns and lives in the house as a primary residence.

Annually, PRDOH through its Subrecipient, will verify continued occupancy as part of its monitoring and compliance efforts. If an owner does not continue to occupy the unit as their principal residence for the duration of the occupancy period, or is otherwise in non-compliance, PRDOH may recapture the awarded funds on a pro-rata basis.

#### **Mortgage Buydown for Critical Recovery Workforce who are Existing Homeowners<sup>154</sup>**

Documented members of Critical Recovery Workforce (CRW/ *Orden Público*) including, but not limited to, first responders, medical personnel, teachers (PreK-12), and law enforcement who are either LMI (below 80% AMFI) or Urgent Need (below 120% AMFI) who are existing homeowners may qualify for mortgage buydown assistance. The CRW member must commit to utilize their home as the primary residence for a minimum of five (5) years.

<sup>154</sup> **NOTE:** The *Mortgage Buydown for Critical Recovery Workforce* portion of the program can only become operational upon further confirmation from HUD of the eligible activity. PRDOH is coordinating with HUD to achieve this; which may include a waiver request.

#### PROGRAM CAPS

- The program will provide up to \$35,000 per household for qualified Critical Recovery Workforce members in mortgage buy-down.

Use of Grant Funds: The money provided through the Mortgage Buydown program must be used to assist in the principal buy-down, pay closing costs of refinancing, interest rate buy-down or a combination of the above. In no case can the program be used to provide money directly to the homeowner.



# ECONOMIC RECOVERY PROGRAMS

The Government of Puerto Rico is taking the opportunity to transform the economic landscape of the Island with clear intention and focusing efforts around post-hurricane recovery economic activities. Economic recovery programs are essential to the long-term success of housing recovery programs because they provide opportunities necessary to ensure homeowners and renters feel financially independent to be able to care for and maintain their homes. The attraction, retention and return of businesses and jobs is critical to the long-term recovery of the Island. Large-scale rebuilding activities have begun across the Island and will increase in the next few years providing unprecedented opportunities to invigorate the Island’s workforce demographic and increase the local labor force while also nurturing and stimulating the small business sector to unleash local creativity, impact their ability to innovate and create an environment for ushering economic sustainability for decades to come. According to a study cited by the HUD Housing Damage Assessment and Recovery Strategies Report for Hurricanes Irma and María, “the Pew Research Center has shown that 79% of out-migration is a result of employment and family/household concerns”.<sup>155</sup>

Through programs that enable local Island contractors to participate in recovery projects, and training programs that ready the workforce for rebuilding efforts, Puerto Rico will match skillsets to the recovery tasks at hand and secure economic opportunities for its people.

Additionally, by awarding small business loan funding and establishing small business incubators, accelerator programs, and workforce training opportunities, the local economy will contribute to the overall long-term recovery of the Island. Finally, undertaking a robust tourism and investment marketing campaign will ensure that lifeline sectors of the Puerto Rican economy substantially recover, and that potential visitors and investors will continue to see Puerto Rico as an attractive and unique destination in the Caribbean and a viable option for travel, leisure, and business.

PRDOH will engage in subrecipient agreements with local Puerto Rican entities that operate within the varied areas of the Island’s economic sector to bring relevant expertise to the administration of critical economic recovery dollars. The selection of such subrecipients shall be based on an entity’s experience, current role within the Island’s economy, and its assessed capacity to administer CDBG-DR grant funding. Through these agreements, PRDOH seeks to leverage niche experience in support of a comprehensive recovery effort that leverages the federal investment. Economic recovery programs have been selected and designed to not only drive immediate change in the form of job creation and retention, but to build and strategically grow a sustainable economy.

**BUILDING A STRONG ECONOMIC RECOVERY IS ESSENTIAL TO KEEPING FAMILIES AND COMMUNITIES TOGETHER AND PRESERVING INCOME NEEDED TO MAINTAIN HOUSING OPTIONS.**

<sup>155</sup> HUD Housing Damage Assessment and Recovery Strategies Report. Housing RSF. Issued June 29, 2018. Page 14.





One of the goals of the Economic Recovery programs goes beyond bringing new businesses, but also supporting an economic environment where residents will want to come back to the Island. By improving economic conditions and increasing the number of available jobs, Puerto Rico can minimize the displacement of Puerto Rican residents who have out-migrated and are at risk of permanent resettlement off the Island. Remaining unmet housing needs will continue to be addressed in upcoming allocations.



SMALL BUSINESS FINANCING PROGRAM		
<b>PROGRAM TOTAL</b> \$225,000,000	<b>ADMINISTERING ENTITY</b> BDE	<b>NATIONAL OBJECTIVE</b> LMI, UN 30% LMI GOAL
<b>MAX AWARD</b> UP TO \$50,000 PER BUSINESS IN GRANTS	<b>START- END DATE</b> DURATION OF GRANT	<b>ELIGIBLE AREA</b> PUERTO RICO

#### HURRICANE IMPACT

Damage from the hurricanes has impacted and disrupted small businesses as much as it impacted and disrupted housing and infrastructure. Small businesses, including microenterprises, have limited access to critical capital to recover and grow their businesses and create and retain jobs.

#### RECOVERY PLAN ALIGNMENT

The Small Business Financing Program (SBF) aligns with the following course of action from Puerto Rico's Recovery Plan: ECN 14.

#### ELIGIBLE ACTIVITIES

- Section 105(a)(14) – Activities Carried Out through Nonprofit Development Organizations
- Section 105(a)(15) – Assistance to Eligible Entities for to Neighborhood Revitalization, Community Economic Development and Energy Conservation;
- Section 105(a)(17) – Economic Development Assistance to For-Profit Business;
- Section 105(a)(22) – Microenterprise Assistance

#### PROGRAM ACCOMPLISHMENTS

- Provide grants to help implement economic recovery and expansion efforts that improve the Puerto Rican economy
- Help retain and expand employment of LMI labor who are Puerto Rican residents
- Job creation and retention through the recovery and growth of businesses damaged and/or disrupted by the hurricanes, and the growth of start-up businesses established after the hurricanes
- Leverage CDBG-DR funds to attract private capital to serve financing needs of small business

## ELIGIBILITY CRITERIA

Eligible businesses must:

- Be a Small Business, as defined by PRDOH in the Program Guidelines and in consideration of reported economic conditions in Puerto Rico.
- Business must be located in Puerto Rico and registered to do business in Puerto Rico.
- Business must demonstrate being impacted by Hurricane Irma or Maria.
- Business must be current on Puerto Rico tax obligations.
- Business must have been in operation at the time of the Hurricane(s) and must have been open on or before September 6, 2017 for Hurricane Irma and on or before September 20, 2017 for Hurricane María and:
  - are still open and operating; or
  - are planning to re-open and operate the same business; or
  - have opened after September 20, 2017 as a different business due to Hurricanes Irma and/or María, but before launch of the SBF Program on March 25, 2020.

## METHOD OF DISTRIBUTION

Subrecipient Distribution Model

The Economic Development Bank (“BDE” for its acronym in Spanish) will provide production and compliance management and serve as the underwriter, administrator and servicer. PRDOH will provide marketing and outreach coordination for SBF.

## PROGRAM OBJECTIVE & DESCRIPTION

The SBF Program provides grants to assist with hurricane recovery and business expansion. PRDOH projects that at least 4,500 small businesses will receive assistance under this program. With these Recovery Grants, the SBF Program objective is to provide capital to:

- Expand growth opportunities and economic recovery by addressing local business needs for working capital;
- Retain and expand employment of Puerto Rico residents through business expansion; and Fortify businesses to expand their ability to work with private banking institutions and other financial entities for future financing needs.

Eligible applicants can apply for a Recovery Grant in coordination with BDE, who will help applicants identify the type and amount of assistance that best serves their unmet business recovery and growth needs. BDE will offer technical assistance and guidance during the intake and application process as well.

As loan underwriter, administrator and servicer, BDE will underwrite applications for grants based on:

- CDBG Economic Development underwriting criteria as specified in the CDBG-DR Notice with a focus on: demonstrated need, capacity, reasonableness, and intended use of funds.
- CDBG-DR and Puerto Rico compliance requirements.

## RECOVERY GRANT

The Recovery Grant will help microenterprises and/or small businesses re-start operations and/or invest in growth opportunities in the wake of the hurricanes by providing grants of no more than \$50,000 for working capital and non-affixed equipment.<sup>156</sup> The amount of the grant and timing of draws will be determined by the underwriting process. Some businesses may be required to draw on the grant in increments as business performance benchmarks are completed.

---

<sup>156</sup> Businesses with need greater than \$50,000 may be assisted via other programs in the CDBG-DR economic recovery portfolio of programs. Please see other economic development opportunities within this Action Plan. Participation in the Small Business Financing Program does not preclude applicants from applying for assistance under other programs.

SMALL BUSINESS INCUBATORS AND ACCELERATORS PROGRAM		
<b>PROGRAM TOTAL</b> \$85,000,000	<b>ADMINISTERING ENTITY</b> PRDOH	<b>NATIONAL OBJECTIVE</b> LMI, UN, SB 30% LMI GOAL
<b>MAX AWARD</b> \$2,500,000	<b>START- END DATE</b> DURATION OF GRANT	<b>ELIGIBLE AREA</b> PUERTO RICO

**HURRICANE IMPACT**

Due to the tightening of the financial market, and as a direct impact of the hurricanes, small, new, and start-up businesses need support to participate in the economic rebirth of the Island.

**RECOVERY PLAN ALIGNMENT**

The Small Business Incubators and Accelerators Program (SBIA) aligns with the following course of action from Puerto Rico’s Recovery Plan: ECN 13.

**ELIGIBLE ACTIVITIES**

- Section 105(a)(15) – Assistance to Eligible Entities for to Neighborhood Revitalization, Community Economic Development and Energy Conservation;
- Section 105(a)(17) – Economic Development Assistance to For-Profit Business;
- Section 105(a)(22) – Microenterprise Assistance

**PROGRAM ACCOMPLISHMENTS**

- The development of small and/or new businesses; and/or
- Job creation through the growth of small and/or new businesses.

**ELIGIBILITY CRITERIA**

Eligible entities include:

- Non-profit, units of local government, private, governmental and for-profit organizations to repair existing Small Business Incubators or build new ones.

**METHOD OF DISTRIBUTION**

Subrecipient Distribution Model



## PROGRAM OBJECTIVE & DESCRIPTION

Puerto Rico recognizes that a blend of ideas, talent, capital, and a culture of openness and collaboration are all vital to nurturing an innovation ecosystem involving complex interactions among entrepreneurs, investors, suppliers, universities, government entities, large existing businesses, and a host of supporting actors and organizations.<sup>157</sup> A business incubator and accelerator program supports the growth and success of small and/or new businesses in the early stages of operation by providing initial resources that significantly minimize the risk of small and/or new business failure and speeding up the time it takes to get to market. Business incubators and accelerators will be encouraged to incorporate resilience measures in businesses plans to allow for continuity of business operations in the event of power outages, natural disasters, or other disruptive events. This will provide the added benefit of creating business shelters during future events.

PRDOH will oversee this program and will fund incubator and accelerator activities with units of local government, non-profit organizations or governmental agencies with proven experience in the implementation of business incubators and accelerators. Through SBIA, small and/or new businesses will gain access to shared office space and supportive operational resources such as office equipment, telecommunication services, technical assistance, and conference space. Daily work in a shared, collaborative office environment provides for ongoing access to mentoring services, professional networking, idea-exchange, and hands-on management training. This will help support small and/or new companies in the early stage of operation.

The grant maximum is \$2,500,000; however, it is possible that not all incubators and accelerators will receive the maximum amount. Funding will be based on incubator/ accelerator capacity as proposed in the submittal. Projects proposed in the floodplain will be evaluated on a case by case basis for risk and cost reasonableness and will comply with all applicable requirements. Organizations simply offering shared workspaces for lease or purchase as a private-sector business model, without providing supportive services, are not eligible applicants. Application criteria and program guidelines will be published on the CDBG-DR website subsequent to HUD approval of the Action Plan.

---

<sup>157</sup> <https://www.brookings.edu/research/accelerating-growth-startup-accelerator-programs-in-the-united-states/>



WORKFORCE TRAINING PROGRAM		
<b>PROGRAM TOTAL</b> \$90,000,000	<b>ADMINISTERING ENTITY</b> PRDOH	<b>NATIONAL OBJECTIVE</b> LMI, UN 60% LMI GOAL
<b>MAX AWARD</b> \$5,000,000	<b>START- END DATE</b> DURATION OF GRANT	<b>ELIGIBLE AREA</b> PUERTO RICO

**HURRICANE IMPACT**

Puerto Rico needs a skilled and agile workforce to meet the challenges and opportunities of:

- hurricane recovery;
- investments in hazard mitigation and resilience and;
- repositioning the economy for sustainable prosperity.

The influx of federal, state and private investments presents a need and an opportunity to invest in Puerto Rico citizens to build skills and succeed in the revitalized Puerto Rico economy. Investment in workforce training needs to serve Puerto Rico’s citizens who currently reside on the Island and also those who may have had to move off the Island but want to return home.

For a successful and sustainable recovery, workforce training must serve the entire Island economy. However, Puerto Rico is experiencing a distinct shortage of skilled labor within the construction and hospitality industries due to hurricane damage, recovery and resilience needs and the outmigration of families before and after the hurricanes.

**RECOVERY PLAN ALIGNMENT**

The Workforce Training Program (WFT) aligns with the following course of action from Puerto Rico’s Recovery Plan: ECN 2, ECN 23, ECN 26, CPCB 4, CPCB 12, and MUN 2.

**ELIGIBLE ACTIVITIES**

- Sections 105(a)(8), provision of public services
- Section 105(a)(14), assistance to public or private nonprofit entities
- Section 105(a)(15) assistance to neighborhood-based nonprofit organizations, local development corporations, and nonprofit organization
- Section 105(a)(17), economic development assistance that creates or retains jobs
- Section 105(a)(21), assistance to institutions of higher education

## PROGRAM PRIORITIES

- Training and employment of Puerto Rico citizens, especially those who earn low and moderate incomes, including youth 18 years or older, adult unemployed, dislocated workers or underemployed.
- Training and employment of Puerto Rico citizens who meet Section 3 Performance Evaluation and Reporting System (SPEARS) Resident criteria.
- Cultivate and supply homegrown labor force to meet the Island's recovery, resilience and economic expansion needs and opportunities.

PRDOH will work to ensure the compliance of federally mandated statutes such as 2 C.F.R. § 200, Section 3, MWBE, EEO, and the Davis-Bacon Act of 1931 to establish clear pathways for employment of apprentices.

## PROGRAM ACCOMPLISHMENTS

- Create economic opportunity for unemployed and underemployed.
- Provide incentives for Puerto Rico citizens to return to the Island, receive training and secure employment.

## ELIGIBILITY CRITERIA

Eligible entities include:

- NGO (501(c)(3)) or Not for Profit Entities
- Professional Associations and Trade Associations
- Community Based Development Organizations
- Municipal Governments
- Public Institution of Higher Learning (University)
- Administrative Agency or Department of Government of Puerto Rico (State Agencies)
- For Profit Entities as authorized under 24 C.F.R. § 570.201(o)

The selection criteria will be included in the program guidelines and Notice of Funding Availability (NOFA).

## METHOD OF DISTRIBUTION

Subrecipient Distribution Model

## PROGRAM OBJECTIVE & DESCRIPTION

This program will help unemployed and underemployed residents find employment by providing job training in skill areas related to recovery efforts. The WFT Program will seek to work with other local government and other non-profit entities that will be able to provide training. Training curriculum offered will depend on the industries and areas with the greatest opportunity for growth and greatest need for trained individuals.

## WORKFORCE TRAINING PROGRAMS

Units of local government, non-profit organizations, and governmental agencies will be invited to propose workforce training programs under program guidelines, as approved by PRDOH.

PRDOH or its designee will evaluate proposed training programs based on the entity's capacity to administer training, relationship of training material to job-readiness of participants and cost reasonableness. Entities interested in administering training programs are encouraged to develop and administer programs in partnership with institutions of higher education, workforce investment boards, business groups or trade organizations, labor or community-based organizations and learning facilities. It is suggested that curriculum be developed in collaboration with subject matter experts in the area.

Workforce training programs will be developed in those industry sectors identified in the Puerto Rico Recovery Plan and may support recovery activities offered in the following categorical areas:

- Construction:
  - Inspections and enforcement services for hurricane damage and health and safety codes
  - Construction building trades (site preparation, masonry, framing and carpentry, plumbing, electrical, HVAC, painting and finish work, etc.)
  - Green building and energy efficiency
  - Renewable energy and Water Purification systems
  - Lead and related hazard control and abatement
  - Weatherization/ Sustainable Retrofitting
  - Green Infrastructure, Hazard Mitigation and resilience
- Tourism and Hospitality
- Healthcare
- Technology training that supports new generation of digital workforce
- Manufacturing
- Other identified unmet workforce training needs to support Puerto Rico's long-term recovery goals

This program will also consider learning opportunities for other areas of immediate need to enable the current labor force to gain skills and participate in the growing economy. Program design for these initiatives will include sponsors who can facilitate on the job learning or LMI candidates who complete an application to participate in the curriculum developed. The WFT Program may also find new opportunities to partner with established entities providing meaningful skillset training that facilitate new job opportunities.

TOURISM & BUSINESS MARKETING PROGRAM		
<b>PROGRAM TOTAL</b> \$25,000,000	<b>ADMINISTERING ENTITY</b> DISCOVER PUERTO RICO/ INVEST PUERTO RICO	<b>NATIONAL OBJECTIVE</b> UN
<b>MAX AWARD</b> \$25,000,000	<b>START- END DATE</b> TWO YEARS BEGINNING AT FIRST CDBG-DR DRAW <sup>158</sup>	<b>ELIGIBLE AREA</b> PUERTO RICO

### HURRICANE IMPACT

Prior to the hurricane, tourism represented 8% of the Puerto Rico economy. Unfortunately, the prolonged loss of power across the Island and national media reports on the devastation has deterred visitors for the past years, causing significant impact to this sector of the economy. As a result, potential tourists and business investors are unaware of recovery efforts and which areas of the Island are open for business. One of the biggest challenges for the tourism and commercial sectors is communicating to the US and abroad that Puerto Rico is open for business. Though some parts of the Island are still badly damaged, San Juan and other areas have functional infrastructure and can receive tourists. While industries are slowly recovering, the Island needs full-scale tourism and business marketing campaigns to fully rebound from the effects of the hurricane.

### RECOVERY PLAN ALIGNMENT

The Tourism & Business Marketing Program (TBM) aligns with the following course of action from Puerto Rico's Recovery Plan: ECN 11.

### ELIGIBLE ACTIVITIES

- Section 105(a)(15) – Assistance to Eligible Entities for to Neighborhood Revitalization, Community Economic Development and Energy Conservation
- Section 105(a)(17) – Economic Development Assistance to For-Profit Business
- Other Tourism and Business Marketing activities as allowed for in Federal Register 83 FR 5844 and 83 FR 40314

### PROGRAM ACCOMPLISHMENTS

Continued stabilization or increase in tourism-related revenues and increase in businesses moving to Puerto Rico, generating economic return. Metrics may include video and website views, social media

<sup>158</sup> PRDOH has requested a 12-month extension due to COVID-19 and it is pending for approval.

engagement, print ad placements, and/or other Return on Marketing Investment key performance indicators.

#### ELIGIBILITY

The Corporation for the Promotion of Puerto Rico as a Destination, Inc., doing business as Discover Puerto Rico (DPR), also commonly referred to as DMO, and Invest Puerto Rico (Invest PR) will administer the program in partnership with PRDOH utilizing subrecipient agreements. DPR operates in the market to manage tourism and hospitality industry marketing while Invest PR manages marketing to encourage outside investment in Puerto Rico businesses.

#### METHOD OF DISTRIBUTION

PRDOH assigns, as a method of distribution, a portion of the \$25 million in Tourism & Business Marketing Program funds to the following subrecipient entities:

- The Corporation for the Promotion of Puerto Rico as a Destination, Inc. doing business as Discover Puerto Rico (DPR), a nonprofit corporation created by law (Act 17-2017) to oversee and manage the tourism marketing activities.
- Invest Puerto Rico (Invest PR), a nonprofit corporation created by law (Act 13-2017) to oversee and manage business marketing activities.

PRDOH will execute detailed subrecipient agreements that comply with 2 C.F.R. § 200 and related CDBG-DR and PR regulations. The majority of hurricane related business recovery and expansion services will focus on marketing and advertising campaigns. In the respective subrecipient agreements with Invest PR and DPR, each subrecipient may provide:

- Schedule of services that will require public procurement of professional service providers, contractors and/or related goods and services to fulfill the mission of the Tourism & Business Marketing Program; and
- If applicable, detailed plan for how Invest PR and DPR will manage their competitive public procurement processes and generate written agreements for contractors and/or professional service providers in compliance with 2 C.F.R. § 200 and related CDBG-DR and PRDOH procurement and financial management regulations. Any procurement conducted by or for these entities will be done in consideration of HUD guidance issued in 84 FR 40314.<sup>159</sup>

#### PROGRAM OBJECTIVE & DESCRIPTION

Given the impacts of Hurricane María on tourism assets and long-term economic conditions, PRDOH will fund subrecipients to develop a comprehensive marketing effort to promote outside the Island that the area is open for business.

Additionally, Puerto Rico will create and implement strategies promoting Puerto Rico as an ideal place to do business. This will attract new businesses of external capital that can contribute additional capital to the economy. Marketing Puerto Rico as a pro-business jurisdiction will encourage new external

<sup>159</sup> 84 FR 40314 states the following: "In providing this waiver, HUD advises the Commonwealth to ensure that contracts funded pursuant to this waiver with CDBG-DR funds comply with applicable procurement requirements."

investments, promote economic development and create new jobs. Efforts will work to prevent tourism and service sector displacement or business failure as a result of the hurricane impact.

The projected use of funds for marketing and outreach efforts will be focused on advertising creation and media placement (television/radio/digital and out-of-home advertising) outside of Puerto Rico, as well as promoting the Island as an ideal place to do business. **No elected officials or political candidates will be featured or included in promotional marketing funded through this program.** Per CDBG regulation, CDBG-DR funds shall not be used to engage in partisan political activities, such as candidate forums.

The increased revenue brought to local economies through tourism will fund jobs that stabilize households through primary, secondary and tertiary jobs created in communities across the Island.

Puerto Rico requested and received a waiver from HUD for \$15,000,000 for this activity. PRDOH sought and was approved a waiver request to incorporate \$10,000,000 in additional funds allocated in the Substantial Amendment due to the critical importance of creating investment in the Island post-María.<sup>160</sup>

#### KEY PERFORMANCE INDICATORS

Due to the fact that tourism and business marketing is not a traditional CDBG-DR activity, PRDOH will depend on performance and outcome measurements throughout the life of this waiver program to ensure efforts are continually and appropriately aligned with the Island's economic needs. PRDOH will work closely with DPR and Invest PR to track and analyze the performance and impact of outputs and outcomes (Key Performance Indicators, or KPIs) within their respective scopes of work.

#### TOURISM MARKETING

DPR will track and report standard and custom KPIs to measure the impacts of tourism marketing efforts with a goal of optimizing the brand health of Tourism in Puerto Rico and increasing the number of visitors to the Island. All KPIs shall be collaboratively defined between PRDOH and DPR and formalized through the execution of a subrecipient agreement.

#### BUSINESS MARKETING

Invest PR will track and report standard marketing KPIs to provide specific, numerical marketing metrics and tracking to measure their progress towards increasing the visibility, within marketing channels, of doing business in Puerto Rico by highlighting the unique benefits within the Island and marketing Puerto Rico as a base for business operations and opportunities. All KPIs shall be collaboratively defined between PRDOH and Invest PR and formalized through the execution of a subrecipient agreement.

<sup>160</sup> PRDOH requested to use up to \$115 million for this activity. 84 FR 4836 published on February 19, 2019 limited the amount of funding currently available for this program to a total of \$25 million.



<b>ECONOMIC DEVELOPMENT INVESTMENT PORTFOLIO FOR GROWTH PROGRAM</b>		
<b>PROGRAM TOTAL</b> \$800,000,000	<b>ADMINISTERING ENTITY</b> PRDOH	<b>NATIONAL OBJECTIVE</b> LMI, UN, SB 15% LMI GOAL
<b>MAX AWARD</b> \$800,000,000	<b>START- END DATE</b> DURATION OF GRANT	<b>ELIGIBLE AREA</b> PUERTO RICO

### HURRICANE IMPACT

Prior to the hurricanes, the economy of Puerto Rico had been experiencing a period of decline involving disinvestment in businesses, business closures, and outmigration of workers in all sectors. Hurricanes Irma and María compounded these economic challenges significantly and created a new set of serious inhibitors to encouraging investment and economic expansion.

### RECOVERY PLAN ALIGNMENT

The Economic Development Investment Portfolio for Growth Program aligns with the following courses of action from Puerto Rico's Recovery Plan: CPCB 3, CPCB 4, CPCB 6, ECN 2, ECN 3, ECN 10, ECN 11, ECN 13, ECN 14, ECN 15, ECN 19, ECN 23, ECN 28, ECN 30, HOU 6, HSS 20, HSS 22, HSS 30, MUN 3, MUN 10, MUN 8, NCR4, NCR 15, NCR 20, PBD 2, PBD 3, TXN 2, TXN 3, TXN 4, TXN 6, TXN 9, TXN 12, and TXN 22.

### ELIGIBLE ACTIVITIES

- Section 105(a)(1) – Acquisition of Real Property
- Section 105(a)(2) – Public Facilities and Improvements
- Section 105(a)(3) – Code Enforcement
- Section 105(a)(4) – Clearance, Rehabilitation, Reconstruction, and Construction of Buildings
- Section 105(a)(5) - Removal of Material and Architectural Barriers
- Section 105(a)(7) – Disposition of Real Property
- Section 105(a)(8) – Public Services
- Section 105(a)(9) – Payment of Non-Federal Share
- Section 105(a)(11) – Relocation
- Section 105(a)(14) – Activities Carried Out through Nonprofit Development Organizations
- Section 105(a)(15) – Assistance to Eligible Entities for to Neighborhood Revitalization, Community Economic Development and Energy Conservation
- Section 105(a)(16) – Energy Use Strategies Related to Development Goals
- Section 105(a)(17) – Economic Development Assistance to For-Profit Business
- Section 105(a)(21) – Assistance to Institutions of Higher Education

- Section 105(a)(22) – Microenterprise Assistance
- Other Economic Revitalization activities as allowed for in Federal Register 83 FR 5844

## PROGRAM ACCOMPLISHMENTS

Large-scale redevelopment projects that are transformative in nature and create jobs and/or cascading economic impacts. Job creation and retention through the recovery and growth of businesses damaged and/or disrupted by the hurricane(s), and the growth of start-up businesses established after the hurricane(s). They are also key parts of a comprehensive revitalization strategy to enable and nurture strategic growth nodes and opportunity zones. The program will also seek to maximize and bring private development to projects with a focus on developing projects in opportunity zones that are located across Puerto Rico. These projects are expected to be a mix of large-scale regional infrastructure projects and mixed-use economic development activities that provide housing and business opportunities.

## ELIGIBILITY

Eligible applicants will be:

1. Units of general local government/ Local and Municipal Governments (including departments and divisions)
2. Government of Puerto Rico Agencies, Authorities, Trusts and Boards
3. Community-Based Development Organizations and private not-for-profits
4. Non-governmental organization (501(c)(3)) or Not for Profit Entities
5. For-Profit Businesses, as eligible under applicable activity

PRDOH will identify and prioritize potential CDBG-DR eligible projects that meet National Objectives and possess the following additional criteria:

- Demonstrate significant economic development impact;
- Incorporate leveraged funding; and
- Provide long-term job creation and retention.

## METHOD OF DISTRIBUTION

### Direct Distribution Model

PRDOH plans to implement this program primarily by using a direct distribution model and will identify potential projects and work with specific entities that are committed to meeting the overall recovery goals of this program. Entities selected to participate in the program must agree to prioritize developing recovery and revitalization projects that ensure that the program's National Objective targets are met with a focus on identifying projects that meet the program LMI spending targets and have projects located in opportunity zones.

Additional criteria that PRDOH may use to select entities and projects includes but is not limited to:

- Projects will be transformative, larger regional recovery and resilience projects that when complete will provide benefits to a wide range of Puerto Ricans into the future.
- Projects will need to meet a recovery objective and or create long-term economic opportunities for hurricane impacted citizens and businesses.

- Having experience and showing the ability to undertake projects that are regional and multi-jurisdictional in nature.
- Having experience managing and implementing projects that use multiple Federal, state and private funding sources and or the entity can demonstrate that they have staff with in-house skillsets that can assist with implementing projects, ensuring that projects selected for the program can be executed and built within the grant agreement timeframe while achieving some cost efficiencies through the use of in-house expertise.

#### PROGRAM OBJECTIVE & DESCRIPTION

Responding to the varied opportunities that the designation of Opportunity Zones provides across the Island, the program will foster both mixed-use, community-based development, as well as major infrastructure improvements for Puerto Rico. The objective of this program is to develop a series of projects that are concentrated in opportunity zones across Puerto Rico, which result in large-scale commercial or industrial development is a broad-ranging category of activities and that cover a wide variety of economic development tasks. Projects are expected to result in the creation of public private partnerships in which CDBG-DR funds are used for the public infrastructure components of projects, while the leveraged funds will be used for the economic development activities or additional project costs. This may include, but is not limited to the development/redevelopment of:

- Retail facilities such as shopping centers or stores; commercial facilities such as hotels, shipping distribution centers, or office buildings; Industrial/manufacturing complexes such as factories or industrial parks; and public commercial spaces such as convention centers or parking garages.
- Mixed-use developments in opportunity zones, whereby funds will be used to create housing, business opportunities, and other economic development, with an initial focus on housing stock being made available to low-to-moderate income persons.
- Infrastructure development (such as a new road to a commercial facility) often accompanies these types of large economic development activities. Infrastructure activities, as related to large-scale development projects, are non-housing activities that support improvements to the public capital stock. This includes transportation facilities (street rehabilitation, sidewalk improvements, streetlights, parking facilities, etc.); and water, sewer, and drainage improvements.

These projects will require large levels of financial investment, of which the CDBG-DR portion may range from minor to significant. The projects will have a large community impact, whether in terms of job creation, service to the neighborhood, or renewal of a given area. Depending on the nature of the project, they may involve real estate development, whether it is the construction of a new facility or the expansion of an existing building and will be expected to involve various types of financing and sources of funds. For example, large-scale projects often have a combination of private lender financing, various types of public financing, and business owner cash injections.

This program will be established for the funding of projects that will significantly impact and enable the long-term economic growth and sustainability of the Island. This program has the capacity to be a funding stream for projects determined by the central government to be key drivers for Puerto Rico's new economy and to align with the economic recovery plan. As such, funds will be directed to innovative solutions that are forward-looking, cost efficient, and socially transformative. Targeting of new business

incentives and existing business expansion will also be components of this program. Additionally, the program expects entities providing key services related to the project will result in the creation of activities that support LMI workers and key strategic growth sectors as outlined in the Recovery Plan and Fiscal Plan.

## CRITICAL RECOVERY PROJECTS

To address these identified needs, PRDOH will initially allocate up to \$200 million of the Program allocations for identified pilot projects that are considered key drivers for infrastructure resilience and economic development; creating and improving health care facilities that can address the needs of Puerto Ricans before, during and after disasters and revitalizing and creating housing and economic development opportunities in and around areas of the San Juan Bay. These projects will not only lead to improved health outcomes and revitalized neighborhoods that have a high concentration of low-to-moderate income persons, but they will result in economic growth and employment opportunities in some of Puerto Rico's Opportunity Zones.

Hurricane María exposed massive vulnerabilities in the Island's health care infrastructure and resulted in the deaths of thousands of people as a direct and indirect outcome of the hurricane. The *Transformation and Innovation in the Wake of Devastation: An Economic and Disaster Recovery Plan for Puerto Rico* plan states, "The hurricanes exacerbated these challenges by making health and social services harder to obtain and delaying or interrupting care, which contributed to deaths after the hurricanes. Damage to buildings and electrical, water, and communications infrastructure closed medical and social service facilities and affected health and social service agencies' ability to operate."<sup>161</sup> The reconstruction of comprehensive health care facilities is a primary component of recovery. Facilities like the Medical Center of Puerto Rico (Centro Médico) area represent an identified pilot project that may be implemented by PRDOH. The Comprehensive Cancer Center and specialized facilities continue to be in high demand for a population that is medically underserved. PRDOH may leverage private investment in comprehensive medical center complexes like the Medical Center of Puerto Rico, the Comprehensive Cancer Center and others by investing in public facilities needed to restore medical center campuses. These may be streets, drainage, lighting, water, and sewer improvements needed to set the stage for private investment, as well as resilience improvements to public and critical facilities themselves, such as those improvements needed to ensure continuity of operations for the provision of health care.

Economic revitalization is also necessary to stem the continued outmigration spurred by Hurricane María and to generate employment and attract external investment. The Puerta de Tierra/ Bahía Urbana/ Navy Pier project is an identified pilot project that may be implemented by PRDOH. The project will meet multiple recovery goals, including being in an area that is characterized as being low-to-moderate income and providing mixed-use along the waterfront. Bound by two Federal properties, the Bahía Urbana project may use CDBG-DR funds as a catalyst to revitalize and transform a 14-acre section adjacent to the San Juan Bay, an area with significant vacant and blighted properties, into a transformative development area. It will create mixed-use public recreational space that will include residential, retail, and commercial uses. Located adjacent to the Convention Center District, the Puerta de Tierra/ Bahía Urbana project will create economic development opportunities that will be funded through public-private partnerships, using CDBG-DR and other funding sources to create unique housing, commercial and recreational

<sup>161</sup> Link to plan: <https://recovery.pr/documents/pr-transformation-innovation-plan-congressional-submission-080818.pdf>, August 8, 2018; see page 122.

opportunities for nearby residents, including public housing residents. By creating a modern open green mixed-use area, the project will link key attractions along the San Juan Bay that stretch from Old San Juan to the Convention Center area, creating jobs for low-and-moderate income persons in these communities.

## TRANSPARENCY AND PUBLIC OUTREACH

Public awareness and knowledge about this Program's progress are important to PRDOH. Further information on this program, including program goals and outcomes will be posted to the PRDOH website when the program is launched, <http://www.cdbg-dr.pr.gov/en/programs> (English) and <https://www.cdbg-dr.pr.gov/programas/> (Spanish). PRDOH will also post the program guidelines to the PRDOH website.

Once the Program is announced and projects have been identified as potentially being in the program, PRDOH will provide opportunities for the public to learn about the project, so the public can understand project goals and how it will meet a recovery objective of this program.

For each project that has been identified as potentially being in the program, PRDOH will provide a series of opportunities for the public and potential respondents to ask questions about the program once it is announced, and the questions and responses that were posed will be posted to the program website. After the application phase for this program has closed and projects have been scored, ranked and specific projects selected, PRDOH will post to the program website how much funding will be provided to each project along with additional information about the project.



RE-GROW PR URBAN-RURAL AGRICULTURE PROGRAM		
<b>PROGRAM TOTAL</b> \$92,500,000	<b>ADMINISTERING ENTITY</b> PRDOH AND PUERTO RICO SCIENCE, TECHNOLOGY & RESEARCH TRUST.	<b>NATIONAL OBJECTIVE</b> LMI, UN, SB 70% LMI GOAL
<b>MAX AWARD</b> VARIABLE	<b>START- END DATE</b> DURATION OF GRANT	<b>ELIGIBLE AREA</b> PUERTO RICO

### HURRICANE IMPACT

The sustained high winds and intense rainfall of the hurricanes decimated agricultural production across the Island. Prior to the Hurricane, 85% of food in Puerto Rico was imported. In rural areas, loss of crops contributed to enhanced erosion conditions and promoted opportunities for landslides. The hurricanes impacted staple crops such as coffee, plantains, banana, yams, pigeon peas, coconut, eggplant, which carries economic impacts for successive years due to growth and maturation cycles. Loss of agricultural production in the post-disaster period has highlighted significant food security challenges and supply chain deficiencies in both urban and rural areas, beginning with the ability to maintain businesses and the supporting supply chains that industry sector depends on.

### RECOVERY PLAN ALIGNMENT

The RE-GROW PR Urban-Rural Agriculture Program (RE-GROW PR) aligns with the following courses of action from Puerto Rico's Recovery Plan: ECN 9 and ECN 37.

### ELIGIBLE ACTIVITIES

- Section 105(a)(14) – Activities Carried Out through Nonprofit Development Organizations
- Section 105(a)(15) – Assistance to neighborhood-based nonprofit organizations, local development corporations, and nonprofit organizations
- Section 105(a)(17) – Economic development assistance that creates or retains jobs
- Section 105(a)(21) – Assistance to Institutions of Higher Education
- Section 105(a)(22) – Microenterprise Assistance

### PROGRAM ACCOMPLISHMENTS

- Promotes and expands island-wide food security;
- Addresses impacts to damaged agricultural productivity;
- Enhances food quality production, cultural/culinary tourism, and eco-tourism; and
- Enhances social, economic, and environmental resilience.



## ELIGIBILITY

Eligible entities are:

1. Small and Medium Agricultural Businesses.
2. Non-governmental organizations engaged in agricultural activities.
3. Units of general local government/ Local and Municipal Governments (including departments and divisions).

## METHOD OF DISTRIBUTION

Direct and Subrecipient Distribution Model.

This program will utilize a Subrecipient Distribution model with the Puerto Rico Science, Technology & Research Trust (PRSTRT) as the responsible entity for administering the program with PRDOH. PRSTRT will be responsible to disburse grants and provide technical assistance to small and medium agricultural businesses. However, the PRSTRT is not the awardee of the total amount of the program budget, but the administering entity of the program. The Program may engage additional subrecipients as needed. PRDOH will serve as the Re-Grow Program's primary oversight entity and will provide additional management functions and overall programmatic monitoring and compliance oversight.

## PROGRAM OBJECTIVE & DESCRIPTION

RE-GROW PR has two primary aims: 1) Promote and increase food security island-wide, and 2) Enhance and expand agricultural production related to economic revitalization and sustainable development activity.

Given its island status, Puerto Rico has long recognized the food security challenges of dependence on imported food products, and certainly experienced a heightened degree of risk during the aftermath of the hurricanes. Historically, Puerto Rico has focused agricultural production on several main crop typologies, and RE-GROW PR will address this food security risk by increasing local production and expanding diversity of agricultural production on the Island.

RE-GROW PR will serve both urban and rural areas and will seek to capitalize on urban in-fill opportunities to install community gardens where vacant lots may exist, or where blighted structures are being demolished. Assistance will be provided in the form of grants to eligible entities in accordance with the program guidelines.

RE-GROW PR will work to promote crop diversification and expand production of locally consumed produce, and further meet the needs of expansion in the tourism sector to meet culinary needs of Puerto Rico's renowned and burgeoning gastronomic sector. Greenhouses may also be viable strategies considered to reduce crop losses in both rural and urban environments, utilizing large-scale formats in rural areas, converted warehouses or abandoned industrial sites, and roof-top greenhouses in urban areas. Crops to support goals in the tourism sector via culinary arts and eco-tourism needs will also be prioritized, such as growth of key produce and herbs such as cilantro, chives, basil, oregano, avocados, tomatoes, peppers, etc., as well as investments to address impacts to coffee production.

This program represents an opportunity for collaboration between multiple potential partners within the public, academic, and non-governmental sectors. At the outset, RE-GROW PR aims to focus on the following potential activities to increase food security and bolster social and economic resilience:

- Urban agriculture - community gardens
- Rural agriculture investments, crop diversification to meet Island food security needs
- Rural and urban greenhouses
- Agricultural cultivation and livestock production to feed into culinary programs and meet culinary tourism demands
- Aquaculture/aquafarming

This program will outline parameters for application and participation, and award caps. Over the long-term, RE-GROW PR will aim to create further economic development opportunities through exports of locally grown produce, livestock, and aquaculture outputs.



# INFRASTRUCTURE COORDINATION PROGRAMS

Infrastructure recovery will be a whole community approach, consisting of extensive, multi-billion dollar, years-long programs. PRDOH is aware of the vital infrastructure needs of communities across the Island, as identified by the municipalities in the public hearings and through their written comment and will continue to work closely with FEMA and the COR3 as project worksheets are developed.

The cost share matching requirements of many of these programs create a financial burden on subrecipients that will dramatically hinder the recovery process without supplemental funding. To substantially reduce this burden, PRDOH intends to leverage CDBG-DR to meet these matching fund requirements, both through the implementation of a programmatic “Global Match” concept for FEMA’s Hazard Mitigation Grant Program (HMGP) and a cost share match program for FEMA Public Assistance, Individual Assistance, and other federal grant-in-aid programs.

PRDOH continues to collaborate with COR3 and other stakeholders to determine with greater clarity the amount of CDBG-DR funds needed to meet the cost share match. Although the match requirement for the HMGP program has been determined, projects under the FEMA Public Assistance program are still being scoped, with a deadline of October 2020 for parties to agree on fixed cost estimates. Accordingly, the amount of CDBG-DR funds for match may be amended as additional projects are obligated and funds become available.

PRDOH will collaborate with the COR3 on strategies for long-term resilience to natural hazards and how infrastructure investments align with other planned Puerto Rican or local capital improvements. This funding coordination may include working with local governments on the construction or rehabilitation of hurricane water management systems in flood impacted areas.

## MITIGATION & RESILIENCE

PRDOH may combine funding from FEMA’s HMGP with CDBG-DR funds to complete resilience project. CDBG-DR funding may be used to provide the required 25% funding match for FEMA HMGP projects through a Global Match program. Projects funded by FEMA HMGP must comply with HMGP resilience standards. By working with COR3 to execute dually funded resilience projects, PRDOH will advance long-term resilience to natural hazards and promote adaptation to sea-level rise and other environmental changes by evaluating and selecting potential infrastructure or resilience projects based on guidance outlined in FEMA’s Hazard Mitigation Assistance Guidance.<sup>162</sup> Projects may be evaluated using the following considerations, as will be determined in program guidelines:

- Technical Feasibility
- Cost effectiveness
- Effects on the environment and cultural resources
- Community support
- Promotion of community resilience
- To what extent the project design reduces vulnerability

<sup>162</sup> FEMA Hazard Mitigation Guidance; [https://www.fema.gov/media-library-data/1424983165449-38f5dfc69c0bd4ea8a161e8bb7b79553/HMA\\_Guidance\\_022715\\_508.pdf](https://www.fema.gov/media-library-data/1424983165449-38f5dfc69c0bd4ea8a161e8bb7b79553/HMA_Guidance_022715_508.pdf)

- To what extent the project includes measures to avoid or minimize adverse impacts to floodplains, wetlands, or other environmental and cultural resources
- Accessibility accommodations for individuals with disabilities and/or access and functional needs

By following the guidance outlined by FEMA's Hazard Mitigation Assistance Guide, PRDOH will fund projects which create long-term resilience to natural disasters and hazards. As part of the funding coordination pursued for infrastructure activities, PRDOH may work with local governments, in conjunction with the COR3, on the construction and/or rehabilitation of hurricane water management systems in flood impacted areas. Hurricane-water management systems for which HMGP is sought will be evaluated using the above-listed considerations in mind when they are identified.



NON-FEDERAL MATCH PROGRAM		
<b>PROGRAM TOTAL</b> \$1,700,000,000	<b>ADMINISTERING ENTITY</b> PRDOH IN COORDINATION WITH OTHER FEDERAL RECIPIENTS	<b>NATIONAL OBJECTIVE</b> LMI, UN, SB 70% LMI GOAL
<b>MAX AWARD</b> \$1,700,000,000	<b>START- END DATE</b> DURATION OF GRANT	<b>ELIGIBLE AREA</b> PUERTO RICO

### NON-FEDERAL COST SHARE MATCH

#### HURRICANE IMPACT

Many of the federal grant programs that have funded Puerto Rico's response, and will continue to provide for the Island's long-term recovery, are subject to cost-share requirements. PRDOH primarily intends to focus on meeting the non-federal cost share of FEMA's Public Assistance (PA), Individual Assistance (IA), and Hazard Mitigation Grant (HMGP) programs. However, depending on available funding, PRDOH may also consider the viability of matching the non-federal cost shares of other federal grant-in-aid programs. Such eligible programs include, but are not limited to, those administered by the FHWA, FTA, FAA, and U.S. Army Corps of Engineers. Most funding from PRDOH will go towards the PA match program, providing the non-federal share of obligated grants to all of Puerto Rico's municipalities and government agencies, in addition to many eligible not for profit entities. The Individual Assistance (IA) match program will specifically only fund the non-federal cost share of the Transitional Sheltering Assistance (TSA) program, in which FEMA paid hotel costs for evacuated Puerto Ricans after María. The TSA match payment will be allocated to the Public Service eligible activity. The HMGP Global Match program will allow Puerto Rico to access approximately \$4 billion in combined funding that will make the Island more resilient to future events.

#### RECOVERY PLAN ALIGNMENT

The Non-Federal Match Program aligns with the following courses of action from Puerto Rico's Recovery Plan: ECN 24, PBD 8, PBD 9, TXN 2, TXN 4 TXN 12, WTR 1, and WTR 11.

#### ELIGIBLE ACTIVITIES

Projects receiving CDBG-DR funding will align with Section 105(a)(9) of the HCDA (non-federal share match) as well as one additional eligible activity as shown below. Planning activities under Section 105(a)(12) will account for activities that lead up to the draw and determination of the National Objective.

Eligible Activities may include:

- Section 105(a)(1) – Acquisition of Real Property



- Section 105(a)(2) – Public Facilities and Improvements
- Section 105(a)(4) – Clearance, Rehabilitation, Reconstruction, and Construction of Buildings
- Section 102(a)(7) – Disposition of Real Property
- Section 105(a)(8) - Public Services
- Section 105(a)(11) – Relocation
- Section 105(a)(12) – Planning
- Section 105(a)(13) – Payment of reasonable administrative costs
- Section 105(a)(14) – Activities Carried Out through Nonprofit Development Organizations
- Section 105(a)(15) – Assistance to Eligible Entities for Neighborhood Revitalization, Community Economic Development and Energy Conservation
- Section 105(a)(16) – Energy Use Strategies Related to Development Goals (resiliency)
- Section 105(a)(17) – Economic Development Assistance to For-Profit Business
- Section 105(a)(21) – Assistance to Institutions of Higher Education

### PROGRAM PRIORITIES

While there are multiple Federal programs that are eligible to have their non-federal share funded by CDBG-DR, given the limited amount of funds currently available, PRDOH has prioritized the program's focus on the following three FEMA grant sources:

- FEMA Public Assistance Program
- FEMA Individual Assistance Program
- FEMA Hazard Mitigation Grant Program

PRDOH will utilize a review process for projects in each program and determine the most strategic alignment of national objectives. Any projects determined to have a service area that provides benefit to LMI individuals will be aligned with this national objective. Other projects will be assigned to the urgent need or slum-and-bligh national objectives, as relevant. The Non-Federal Match Program is a reimbursement-based program and will only provide match payments for the actual costs of completed work eligible under each FEMA program's policies, procedures, and regulations. PRDOH will work in coordination with COR3 and eligible applicants to determine program priorities based on the stage of work completion. For the provision of PA match, PRDOH will focus on identifying projects (PWs) that are in LMI areas in order to maximize funding for this national objective.

### PROGRAM ACCOMPLISHMENTS

Leverage CDBG-DR funding to ease non-federal cost share burden of federal disaster recovery programs requiring matching funds. Increase and protect the health and safety of residents across impacted areas.

### ELIGIBILITY CRITERIA

The project must meet a national objective and accomplish a CDBG eligible activity as well as all requirements under its native program.

Eligible entities to the Non-Federal Match Program are determined by which have been deemed eligible by FEMA or the Federal Agency acting as the primary source of funding to participate in the specific program. This includes, but is not limited to:



- Government of Puerto Agencies, Authorities, Trusts and Boards
- Local and Municipal Governments (including departments and divisions)
- Administrative Agency or Department of the Government of Puerto Rico
- Free-standing local and municipal governments (libraries, parks, fire departments, first responder facilities, and wastewater treatment facilities, etc.)
- Public Schools, including School Districts and Charter schools
- Public Universities and Colleges
- Public Hospital and Health Systems
- Nonprofits determined to be eligible by the Federal agency providing the primary source of funding

## METHOD OF DISTRIBUTION

### Direct and Subrecipient Distribution Model

The Non-Federal Match Program (NFMP) is a central government managed program which utilizes the Subrecipient Distribution Model as needed for specific projects. To achieve the objectives of this program, PRDOH will work with COR3 and applicants who are FEMA program subrecipients to provide their non-federal match. For any match agreements with federal agencies other than FEMA, PRDOH will coordinate directly with that agency and the relevant applicants. Applicants must have been accepted into a Federal agency disaster recovery program and have been determined by the lead Federal agency to have eligible work to participate in this program. PRDOH anticipates for the FEMA PA program to focus primarily on using the LMI area-wide benefit and urgent need classification when determining the CDBG-DR National Objective.

For the disbursement of FEMA PA and IA match, PRDOH may utilize either Traditional Match or Flexible Match approaches. The Traditional Match approach entails the provision of the non-federal cost share percentage of each *individual* project found to be eligible. Alternatively, the Flexible Match approach seeks to streamline the cost share match process by selecting specific projects within an overall Project Worksheet (PW) costs for specifically selected projects will be covered 100% by CDBG-DR, up to the total corresponding cost share amount for the entirety of the PW. Similarly, PRDOH may work with other federal agencies to coordinate their required non-federal match.

For the implementation of HMGP projects, PRDOH will leverage a Global Match approach for providing 100% of the project funds for selected projects representing 25% of the COR3 State Hazard Mitigation Office's (SHMO) final FEMA approved HMGP budget. Based on FEMA's allocation of approximately \$4 billion dollars for HMGP for Hurricanes Irma and María, this 25% match could equal *up to* \$1 billion dollars. However, there are two important caveats related to HMGP Global Match. First, PRDOH will only match 25% of the final HMGP amount approved by FEMA, and secondly, the primary program for HMGP Global Match project implementation will be the CDBG-MIT program. The NFMP will be used as a secondary source of funds should project funding be necessary and eligible for disbursement ahead of CDBG-MIT funding availability.

## PROGRAM OBJECTIVE & DESCRIPTION

The purpose of this program is to maximize the benefit from federal grant programs by positioning CDBG-DR as the ideal local match program to other federal funding streams. This approach will relieve the financial burden on municipal governments and other eligible applicants while also providing a targeted means of addressing Puerto Rico's long-term infrastructure resilience needs. Through the matching of funding provided by other federal agencies, critical infrastructure needs will be addressed making the island more adaptable to changing conditions and able to withstand and recover rapidly from disruptions caused by future disasters.

At this time, most long-term reconstruction projects are still in formulation. As a result, the exact amount of CDBG-DR funds necessary to meet the full universe of non-federal match requirements is still being assessed. However, the total match required for just the FEMA PA, IA and HMG programs is expected to far exceed the \$1.7 billion that is currently allocated to this program. Due to this situation, the consolidation of the Critical Infrastructure Program within the Non-Federal Match Program is borne in an effort to streamline the availability of project funding and fill the already identified need for additional funds to cover large infrastructure projects currently being formulated and obligated under both of FEMA's assistance programs, Public Assistance (PA) and Hazard Mitigation (HMGP).

A significant financial burden remains even after FEMA agreed to several amendments to the disaster declaration for Hurricane María (DR 4339) covering 100% of the cost share of Category A and B project worksheets. This included 100% coverage of debris removal through June 17, 2018, Category B emergency protective measures through May 18, 2018, and funding for the Sheltering and Temporary Emergency Power Pilot Program (STEP) which allowed Puerto Rico to make short term repairs to over 100,000 homes, through September 15, 2018. While the amount of CDBG-DR funds needed to match the debris removal and temporary work projects is dependent on the final determination value of work performed outside of the 100% cost share period, PRDOH has estimated that for the STEP program alone, the cost share will exceed \$20 million for work performed outside of the 100% FEMA-funded period.



## MULTI-SECTOR INITIATIVES PROGRAM

The programs in this section are multi-sector initiatives, in that they incorporate aspects of, or provide benefits in each of the four sectors: economic development and revitalization, infrastructure, planning, and housing. Similarly, these initiatives involve a variety of potential subrecipients at different scales, depending on the scope of the initiative.

The over-arching goal of these multi-sector initiatives is to engage and implement innovative and transformative long-term recovery solutions for Puerto Rico, in keeping with the Recovery Plan. These multi-sector programs offer entry points for all scales of potential projects and subrecipients. Within the City Revitalization Program, municipalities, NGOs, and non-profits are able to present their project concepts to help shape the future vision of their community. This may involve revitalizing of community plazas, green infrastructure installations along key corridors prone to street flooding, or façade renewal initiatives in commercial corridors.



CITY REVITALIZATION PROGRAM		
<b>PROGRAM TOTAL</b> \$1,298,000,000	<b>ADMINISTERING ENTITY</b> PRDOH	<b>NATIONAL OBJECTIVE</b> LMI, UN, SB 70% LMI GOAL
<b>MAX AWARD</b> \$100,000,000	<b>START- END DATE</b> DURATION OF GRANT	<b>ELIGIBLE AREA</b> PUERTO RICO

### HURRICANE IMPACT

Hurricanes Irma and María impacted all seventy-eight (78) municipalities in Puerto Rico, including urban areas and key corridors. Municipal governments lack the financial resources to rebuild or enhance main streets, plazas, and other districts that are vital to community recovery and revitalization. These downtown areas are key to community and economic recovery and align with goals for reducing outmigration and promoting tourism across the Island. The hurricanes also significantly damaged tree canopies in urban and rural areas, which contributes to enhanced erosion conditions and promotes opportunities for landslides. In the short, medium, and long term, loss of tree canopy in urban areas contributes to increased heat Island effect and allows more rainfall to inundate streets and overcome hurricane water management infrastructure. Considering the impact that the hurricane surge had along the coast with increased coastal erosion and deposition of millions of cubic feet of sand and dirt that went from beaches and riverbanks into hurricane drainages systems across the Island, recovery of the Island’s natural resources and making them more resilient is an important recovery objective for both health and public safety reasons.

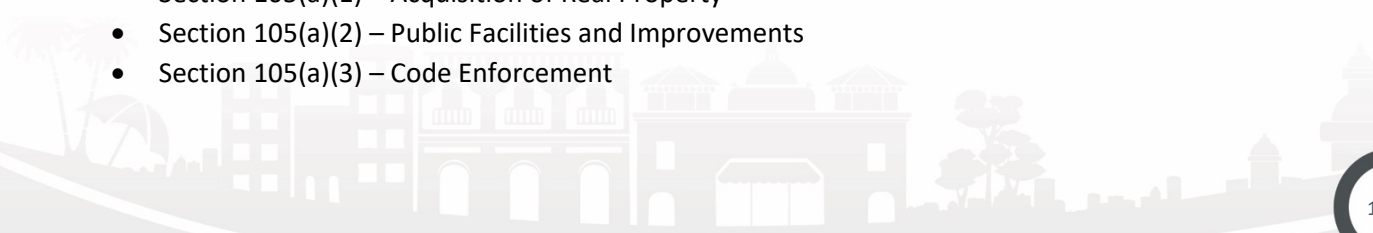
In some cases, communities across the Island, realized the need to have centralized hubs for receiving resources, critical communications, charging phones and battery-operated equipment, among other functions. These hubs materialized in the form of public buildings, academic institutions, faith-based organizations, or traditional community centers, however, overwhelmingly there was not a recognized location known to communities, nor were these ‘pop-up’ community resilience centers adequately equipped to serve needs.

### RECOVERY PLAN ALIGNMENT

The City Revitalization Program (City Rev) aligns with the following courses of action from Puerto Rico’s Recovery Plan: CIT 5, CIT 19, CIT 29, CIT 32, CPCB 4, CPCB 5, and CPCB 10.

### ELIGIBLE ACTIVITIES

- Section 105(a)(1) – Acquisition of Real Property
- Section 105(a)(2) – Public Facilities and Improvements
- Section 105(a)(3) – Code Enforcement



- Section 105(a)(4) – Clearance, Rehabilitation, Reconstruction, and Construction of Buildings
- Section 105(a)(5) – Architectural Barrier Removal
- Section 105(a)(7) – Disposition of Real Property
- Section 105(a)(8) – Public Service
- Section 105(a)(9) – Payment of Non-Federal Share
- Section 105(a)(11) – Relocation
- Section 105(a)(12) – Planning Activities
- Section 105(a)(14) – Activities Carried Out through Nonprofit Development Organizations;
- Section 105(a)(15) – Assistance to Eligible Entities for to Neighborhood Revitalization, Community Economic Development and Energy Conservation
- Section 105(a)(16) – Energy Use Strategies Related to Development Goals
- Section 105(a)(17) – Economic Development Assistance to For-Profit Business
- Section 105(a)(18) – Housing Rehabilitation
- Section 105(a)(19) – Assistance to Public or Private Nonprofit Entities
- Section 105(a)(21) – Assistance to Institutions of Higher Education
- Section 105(a)(22) – Microenterprise Assistance, Economic Development; Job Creation and Retention

#### PROGRAM ACCOMPLISHMENTS

Revitalize downtown areas and key corridors, bringing community businesses back on track and encouraging tourism. Support urban and key economic corridors providing incentive to reduce blighted and underutilized housing that can be redeveloped into safe, sanitary, and decent committed affordable housing opportunities. Promotes widespread re-greening (green infrastructure, etc.) efforts across the Island to provide multiple benefits to communities. Prioritizes funding for projects with higher levels of leverage investments. Provide opportunity to establish Community Resilience Centers (CRC) across Puerto Rico to support communities during disasters with provision of critical functions and increasing social resilience through potential expansion of year-round day-to-day functions.

#### ELIGIBILITY

Applicants must be one (1) of the following types of entities:

- Unit of General Local Government (Municipal Governments);
- Non-governmental organization (501(c)(3)) or Not for Profit Entities; for example:
  - Faith Based or Community Based Organizations
  - Conservation or Natural Resource Organizations
- Public Schools and or Institutions of Higher Learning, to provide public services to the community
- Other community-based governmental entities; for example:
  - Public Housing Authorities and/or Public Health Facilities

#### Additional Eligibility Criteria

- ~~Municipal governments must agree to take part in the PRDOH led planning process.~~
- CDBG-DR funds cannot be used for long-term operations and maintenance. Subrecipients must submit an Operations and Maintenance Plan (O&M Plan) for proposed projects to be funded through this program including daily operations.

- All construction work, repair or new, shall utilize the services of an architect or engineer, with a valid professional license to practice in Puerto Rico, to design the facilities and improvements in accordance with PRDOH and FEMA standards, and all applicable local codes and regulations.
- Project must be within city boundary, in designated downtown area, urban area, or key growth corridor.
- Demonstrate tie-back to the disaster.
- Projects must have a CDBG-DR eligible activity.
- Government entity designated to educate, assist, manage and/or operate facilities that provide services to citizens before, during and after disaster events will be eligible to request funds as a sub-recipient to implement CRC project(s).
- Proponents Subrecipient of Community Resilience Centers must agree to be on a public registry and make the facility available to the public in future disaster events. And will provide year-round maintenance and operations expenses that must be covered through day-to-day operations.
- Proponents of residential projects should clearly demonstrate that they will benefit the LMI objective.
- Proponents of affordable housing projects will be requested to submit additional information to PRDOH for the evaluation of specific parameters required for the development of affordable housing projects.
- Proponents of economic development projects that will be generating revenue from the proposed eligible activity will be required to provide additional information to demonstrate full compliance with applicable federal and state regulations.

## METHOD OF DISTRIBUTION

### Subrecipient Distribution Model

To best assist and start the community recovery process, PRDOH plans to provide three non-sequential rounds of distribute funding for this Program amongst the 78 municipal governments of Puerto Rico. Additionally, a single subrecipient will be selected to plan and manage the implementation of the CRC initiative. Applicants All the 79 subrecipients in each round will have a specified period of time to submit project concepts to PRDOH that meet program objectives. City Rev goals for each round of funding distribution information of the Program will be publicly provided available and posted to the PRDOH CDBG-DR website. prior to the opening of the application period. At the close of each period, PRDOH will rank and score projects. PRDOH will then inform and work with the selected entities that have projects in each round of the Program.

The Method of Distribution including how much funding will be provided in each round and project selection criteria for each phase of this Program will be detailed in the program guidelines and will be posted on the PRDOH CDBG-DR website. PRDOH may allocate and withhold a percentage of the total funding for projects that can be undertaken by eligible entities that are not units of municipal governments. In situations in which the Units of Governments municipal governments do not comply with their funding subrecipient agreements, PRDOH reserves the right to cancel said agreement and carry out



an ~~competitive alternate~~ funding distribution process to provide opportunity to eligible entities to submit applications to implement projects eligible under this Program.

~~The non-sequential funding distribution rounds may be implemented as follows:~~

- ~~● Round 1: Projects to be selected based on recovery objectives and needs submitted from previous planning efforts by municipal governments and by eligible entities. PRDOH will work with eligible municipalities to determine which project(s) best fits one of the Puerto Rico recovery objectives. The municipal government will implement the projects with oversight from PRDOH.~~
- ~~● Round 2: Projects to be selected based on recovery objectives and needs submitted from previous planning efforts by municipal governments and by eligible entities. Funds not previously used by participating municipal governments in Round 1 can be used in Round 2. Funds will be available to each municipal government for selected projects up to the value of their municipal allocation or up to the combined value with not previously used in other round. The municipal government will implement the projects with oversight from PRDOH.~~
- ~~● Round 3: Projects in Round 3 will be determined via a competitive NOFA process. After PRDOH scores, ranks and selects projects after the NOFA closes, the municipal governments and other entities will implement the projects with oversight from PRDOH. Applications will compete in three categories: General projects, Set-Aside projects and Community Resilience Centers projects. Eligible applicants will be required to submit evidence of their presence, knowledge and prior experience in providing services to the community where the proposed project will be implemented. Depending on the submission of proposals, PRDOH reserves the right to perform additional rounds or adjust the total funding of this round to assure the distribution of all funds.~~

## PROGRAM OBJECTIVE & DESCRIPTION

This Program establishes a fund for municipalities to enable a variety of critical recovery activities aimed at reinvigorating urban ~~centers areas~~ and key community corridors to focus investments, reduce sprawl, and create a symbiotic environment to nurture complimentary investments from the private sector.

The funding in this Program will allow ~~municipalities and other eligible entities~~ to implement integrated and innovative solutions to the problems facing ~~municipalities and~~ their communities. Eligible revitalization projects should correlate to a larger strategy that targets downtown service and business districts or key corridors and supports and aligns with future public and private investments.

Eligible projects include rehabilitation or reconstruction of downtown buildings, public infrastructure improvements, and streetscape improvements such as sidewalks, lighting, parking, façade improvement, and activities to eliminate architectural barriers for the disabled. Further, City Rev may fund improvements to public spaces (plazas, town squares), cultural and art installations, ~~community centers~~, and recreation amenities. This Program will also fund clearance and demolition of unoccupied substandard structures.

Affordable Housing projects will be evaluated, but potential subrecipients will be required to demonstrate their capacity to manage housing properties and perform preventive maintenance, fiscally and financially manage cash flow and expenditures, and provide as needed referrals and collaborate with other human services entities for the provision of housing wrap-around citizens' services.

Economic development projects, in which its operation activities will be generating revenue, will be evaluated to validate their compliance based on the entity type and their legal structure from the perspective of applicable laws and regulations at federal and local jurisdictions. Income received from these projects may be subject to HUD requirements for managing program income, and permissible uses will be outlined in Program Guidelines and applicable subrecipient agreements.

City Rev also includes RE-GREEN initiatives and is prioritizing projects that use green infrastructure techniques or restore and replant impacted natural resources. Examples include, among others, green infrastructure installations and standards, including reforestation efforts via non-profit entities such as Para la Naturaleza, and waste re-purposing and reduction initiatives. This Program will maintain an option to expand funding of RE-GREEN components under third tranche for mitigation. Municipalities ~~will be responsible for~~ may identifying an inventory of substandard structures ~~and evaluating costs~~, following standard acquisition protocols and based upon fair market values for properties that it desires to turn into green space or use for other eligible purposes, as allowed by this Program.

City Rev has a set-aside of \$100,000,000 to prioritize strategic investments in growth nodes for the redevelopment of urban areas surrounding the University of Puerto Rico (UPR), Río Piedras and Mayagüez campuses to revitalize urban centers. The student body residing and studying in these areas has been significantly strained by the physical and economic impact of the hurricanes. These investments shall not take the place of general conduct of governmental investments in the UPR system but will create the environment for economic regeneration around the UPR to enable students to return to their studies in safe, economically vibrant areas. ~~Proposals for~~ Funding of projects within the UPR set-aside area will be directly assigned to San Juan and Mayagüez municipal governments, ~~accepted during Round 3~~ in coordination with UPR communities and their stakeholders.

A ~~minimum~~ set-aside of up to \$75,000,000 will be ~~distributed~~ used to retrofit existing facilities, or entail the construction of new facilities, that will operate and provide year-round services as Community Resilience Center (CRC) facilities. CRCs shall provide year-round community gathering spaces where citizens may receive educational materials and information on preparedness and home/community resilience initiatives. In this way, CRCs will enhance social resilience within communities by creating clearly identified and easily accessible gathering spaces and rendezvous locations for residents. CRCs are expected to contain the following components, depending on their day-to-day functioning and intended use: shower facilities, cooking facilities, refrigeration, device power stations for charging cell phones, back-up generation/ solar panels, water cisterns, sleep space, disability accessibility features, green-building features, pet-friendly spaces and/or wireless internet service. ~~Applications for~~ Funding to plan and implement of CRC projects will be ~~received in Round 3 distribution~~ directly assigned to a single non-government organization subrecipient.

Applications that consider a holistic multi-benefit approach including colocation with transit-oriented development (TOD), walkability, and support of commercial districts will be prioritized. Applicants are encouraged to present a blended funding approach, with supplemental leverage investments from complementary programs or other funding sources that may strengthen the proposal.

While not required, applicants will be strongly encouraged, in the application process, to provide non-CDBG-DR funding to the project, which may include in-kind contributions, land donations, long-term maintenance and operations, or support from non-profits or civic/community groups, and other measures. ~~Applicants that bring non-CDBG-DR funds to the project will receive a scoring bonus during the~~

~~application review. Projects that have non-CDBG-DR funding sources and or promote re-greening will receive additional points during the review process.~~

Puerto Rico has had a number of planning processes occur in the post-María environment and total damages at the municipal level, while not finalized, have become clearer. These municipal level damages and recovery processes resulted in the development of requests for recovery projects. Several proposed projects align with the goals of City Rev, with projects coming from municipalities and other entities. These planning products and summary project ideas have been submitted to PRDOH. These recovery projects in addition to City Rev projects that will be identified through the PRDOH-led municipal planning process will be considered for this Program.

#### TRANSPARENCY AND PUBLIC OUTREACH

Public awareness and knowledge about this Program's progress are important to PRDOH. The program guidelines, in addition to other critical program information will be posted to the Program's webpage on <http://www.cdbg-dr.pr.gov> prior to the beginning of the application period.



# CITIZEN PARTICIPATION

A Citizen Participation Plan has been developed in compliance with 24 C.F.R. § 91.115 and applicable HUD requirements to set forth the policies and procedures applicable to citizen participation, intended to maximize the opportunity for citizen involvement in the planning and development of the Puerto Rico CDBG-DR recovery program including but not limited to:

- The amount of assistance expected to be received by impacted communities;
- The range of eligible activities to be undertaken;
- Other Action Plan and program activities.



The goal of the Citizen Participation Plan is to provide all of Puerto Rico's residents with an opportunity to participate in the planning and assessment of the PRDOH's CDBG-DR recovery programs. In order to facilitate citizen involvement, PRDOH has laid out target actions to encourage participation and allow equal access to information about the program by all citizens, especially those of low and moderate income, those living in slum and blighted areas and in areas identified for recovery through CDBG-DR, and other disadvantaged populations. In addition to citizen involvement, PRDOH encourages the participation of regional and island-wide institutions, such as non-profits, civic groups, the educational community, and professional associations.

PRDOH considered comments received in writing, via email, or expressed in-person at official public hearing events. Additionally, in an effort to permit public examination and public accountability, PRDOH will make the above information available to citizens, public agencies, and other interested parties upon request.

The final Action Plan, and public comments compiled into a separate volume, can be found on the PRDOH public website at the following address: <http://www.cdbg-dr.pr.gov/action-plan/>

The Citizen Participation Plan is posted as a stand-alone document on the disaster recovery website at: <https://cdbg-dr.pr.gov/en/citizen-participation/>.

## Public Hearings

PRDOH held a series of initial public hearings during Action Plan development to collect early input from citizens impacted by hurricanes Irma and María. Notice of public hearings were published in the local newspaper. The public hearings commenced on Monday, March 5th, 2018 and concluded on Saturday, March 10th, 2018. The schedule of the hearings ran as such:

- I. March 5, 2018 – East and Metropolitan

- Municipality of Bayamón  
Community Center of Jardines de Caparra  
9:00 am – 5:00 pm
- II. March 6, 2018 – Central/ Mountain  
Municipality of Cidra  
Mayor’s Office 3rd Level, Activities Room  
9:00 am – 5:00 pm
- III. March 7, 2018 – Southeast  
Municipality of Caguas  
Center of Science and Technology 59 Ave., Gautier Benitez, Caguas  
9:00 am – 5:00 pm
- IV. March 8, 2018 – West  
Municipality of Mayagüez  
Yagüez Theatre  
9:00 am – 5:00 pm
- V. March 9, 2018 – South  
Municipality of Ponce  
Añoranza Room 1st Floor Ponce’s Casino  
9:00 am – 5:00 pm
- VI. March 10, 2018 – North  
Municipality of Arecibo  
Manuel Petaca Igüina Coliseum  
9:00 am – 5:00 pm

Interpreters were made available at the hearings to assist those participants in need of Spanish, English or sign language medium. The PRDOH accepted all comments and proposals of citizens in writing, orally at the public hearing or sent to the designated email, [infocdbg@vivienda.pr.gov](mailto:infocdbg@vivienda.pr.gov). A summary of each comment, coupled with a response by the Department of Housing, is included in the public comment attachment to the plan. All written proposals received are attached in their entirety as appendices to this plan and available for public consumption at <https://www.cdbg-dr.pr.gov/en/citizen-participation/proposals/>.

#### MAYORAL MEETINGS AND MUNICIPAL ENGAGEMENT

Since February 2018, PRDOH has conducted outreach meetings with mayors and other municipal staff to discuss each community’s unmet needs, resulting from Hurricanes Irma and María. PRDOH staff continues to reach out to ensure that all municipalities are expressing their needs. Between February 2018 and publication of the draft Action Plan, PRDOH had received written comments from the following sixty-seven (67) municipalities.

### Municipal Comment Submitted

- Aguada
- Aguadilla
- Aguas Buenas
- Aibonito
- Añasco
- Arecibo
- Arroyo
- Barranquitas
- Bayamón
- Cabo Rojo
- Caguas
- Camuy
- Canóvanas
- Carolina
- Cataño
- Cayey
- Ceiba
- Ciales
- Cidra
- Coamo
- Comerío
- Corozal
- Dorado
- Fajardo
- Florida
- Guayama
- Guayanilla
- Guaynabo
- Guánica
- Hormigueros
- Isabela
- Jayuya
- Juana Díaz
- Juncos
- Lajas
- Lares
- Las Marías
- Las Piedras
- Loíza
- Luquillo
- Manatí
- Maricao
- Mayagüez
- Moca
- Morovis
- Naranjito
- Orocovis
- Ponce
- Quebradillas
- Rincón
- Rio Grande
- Sabana Grande
- Salinas
- San Germán
- San Juan
- San Lorenzo
- San Sebastián
- Toa Alta
- Toa Baja
- Trujillo Alto
- Utuado
- Vega Alta
- Vega Baja
- Vieques
- Villalba
- Yabucoa
- Yauco

#### AGENCY, NGO AND CITIZEN ENGAGEMENT

In addition to collaboration focused at the municipal level, PRDOH has taken into consideration unmet community needs and input for potential recovery efforts from governmental agencies and non-governmental organizations (NGO), non-profit entities, community organizations and citizens. These agencies and citizens have played an active role in the development of this Action Plan. Many attended and spoke at the various public hearings held across the Island and to date. Between February 2018 and the publication of the draft Action Plan, 63 formal written submissions had been received from organizations and individuals listed in the table below.



### Government Agency Comment Submitted

- Municipio de Carolina: Vivienda Desarrollo Comunal
- Universidad de Puerto Rico - Recinto Ponce
- Autoridad de Carreteras de Puerto Rico
- Hon. José "Memo" González
- Hon. Joel Franqui Atilés
- Proyecto Agrícola Comunitario
- Puerto Rico State Office of Public Energy Policy
- Oficina para el Desarrollo Socioeconómico y Comunitario de Puerto Rico
- Municipio de Morovis: Proyectos Adicionales
- Legislatura Municipal de Ponce
- Departamento de Recreación y Deportes
- Municipio de Ponce: Alumbrado Fotovoltaico
- Municipio de Ponce: Agua para el Campo
- Proyecto Barriada Juana Matos, Cataño
- Autoridad para el Financiamiento de la Vivienda de Puerto Rico
- Banco de Desarrollo Económico
- Municipio de Rincón: Proyectos
- BLUE TIDE Initiative, Department of Commerce

### Non-Governmental Agency Comment Submitted

- Proyecto Villa Ponce II
- Corporación para el Desarrollo Económico de Trujillo Alto
- Fundación Fondo de Acceso a la Justicia
- Fideicomiso de Vivienda y Desarrollo Humano
- Boys & Girls Club of Puerto Rico
- Proyecto Enlace Caño Martín Peña
- Foundation for Puerto Rico
- Comisión Asesora Para un Puerto Rico Resiliente
- Disaster Housing Recovery Coalition
- Instituto para el Desarrollo Económico y de Vivienda de Puerto Rico Inc.
- Asociación de Constructores de Hogares de Puerto Rico
- Habitat for Humanity
- Sociedad Puertorriqueña de Planificación
- Scuba Dogs Society
- Grupo de Caficultores de la Asociación de Agricultores
- Inundación La Fe, Residentes Juana Díaz
- Comunidad La Yuca Ponce
- Tamandre Travel, LLC
- Sr. Porfidio Nino Román, Barrios de Camuy
- Coalition for Environmentally Responsible Economies (CERES) Environmental Inc.
- Arecibo Development Group
- ALC Legal Services Group
- E&F Development

- Nature Housing Senior Community
- Los Pescadores de la Villa del Ojo de Crash Boat de Aguadilla
- Residentes Calle Robles de Cidra
- Harrison Consulting Group
- American Association of Retired Persons
- Arecibo Development Group, Plan Maestro de Mejoras
- Cambio
- La Perla de Gran Precio
- McCormack, Baron & Salazar: Bayshore Villas
- McCormack, Baron & Salazar: Renaissance Square
- McCormack, Baron & Salazar: JG Benitez Multifamily and Eldery developments
- Colegio de Abogados y Abogadas de Puerto Rico (CAAPR)
- ERS Consulting Group, LLC
- Fernando L. Sumaza & Company Inc
- Fundación Comunitaria de Puerto Rico
- Fundación de Desarrollo Comunal de P.R., Inc. (FUNDESCO)
- LA Design Group: Brisas del Mar
- LA Design Group: Galicia del Mar
- LA Design Group: Palomino Hills
- LA Design Group: Parque Miramonte
- Urbe Apie
- Lucha Contra el SIDA, Inc. (LUCHA)

PRDOH implemented a comprehensive public engagement strategy to encourage engagement during the public comment period for the Action Plan draft. The strategy utilizes various methods for citizen participation as outlined in the HUD Toolkit for Citizen Participation<sup>1</sup> including:

- Website publications
- Email announcements
- Collaboration with private stakeholders
- Alternative methods of public notice
- Alternative language media targeting
- Local television and radio
- Social media
- Printed flyers

#### ACTION PLAN COMMENT PERIOD PUBLIC ENGAGEMENT

The original Action Plan was posted for Public Comment from May 10 – May 25, 2018. In anticipation of posting the Action Plan for public comment, PRDOH invited stakeholders to participate in the public comment period and provided instructions regarding how to get involved. Stakeholders were encouraged to share information with the communities they serve. Stakeholders included but were not limited to:

- Municipalities

- Attendees of original public hearings
- Persons who have previously sent emails to the CDBG-DR inbox
- Stakeholders who have given email addresses on meeting sign in sheets
- Persons or entities who have included email addresses in submitted written comment
- Government agencies
- Legislators
- Key NGOs/non-profit entities
- Public Housing Authorities

During the public comment period, PRDOH held community round-table meetings, open to the public in eight locations around the Island. Notice of the round-tables was published in the local newspaper and posted on the web. Sign language interpreters were available at all round-table meetings. The meetings were held in the locations and on dates as follows:

- I. May 15, 2018 - Río Piedras
- II. May 16, 2018 – Loíza
- III. May 17, 2018 – Bayamón
- IV. May 18, 2018 – Isabela
- V. May 21, 2018 – Carolina
- VI. May 22, 2018 – Arecibo
- VII. May 23, 2018 – San Lorenzo
- VIII. May 24, 2018 – Mayagüez

#### ACTION PLAN AMENDMENT 1 (SUBSTANTIAL) PUBLIC COMMENT PERIOD AND PUBLIC ENGAGEMENT

PRDOH hosted fourteen public hearings during the public comment period associated with the substantial amendment to the Action Plan, from September 21, 2018 – October 21, 2018. Approximately 600 people attended the hearings, which were held in morning and evening sessions and in various locations around the Island, as shown in the table below.

Date	Location	Time
October 15, 2018	Toa Baja	9:00am – 1:00pm 2:00pm – 8:00pm
October 15, 2018	Guayama	9:00am – 1:00pm 2:00pm – 8:00pm
October 16, 2018	Barranquitas	9:00am – 1:00pm 2:00pm – 8:00pm
October 16, 2018	Manatí	9:00am – 1:00pm 2:00pm – 8:00pm
October 17, 2018	Moca	9:00am – 1:00pm 2:00pm – 8:00pm
October 18, 2018	Guánica	9:00am – 1:00pm 2:00pm – 8:00pm
October 19, 2018	Fajardo	9:00am – 1:00pm 2:00pm – 8:00pm

During the hearings, the PRDOH Team presented the Action Plan and gave an overview of all twenty-seven (27) programs contemplated in the Substantial Amendment. Attendees at the hearings were given the option to make an oral presentation, deliver hard-copy comments, or complete a hand-written comment form or questionnaire.

The public comment period resulted in a wealth of information exchanged. Over 600 public comments were submitted during the public comment period. Although each proposal may not have been referred to by name in the Action Plan, all submittals have been reviewed carefully by PRDOH and were considered in the development of the plan. All comments submitted or voiced during public hearings are memorialized and responded to within the appendices to the Action Plan.

#### ACTION PLAN AMENDMENT 4 (SUBSTANTIAL) PUBLIC COMMENT PERIOD

PRDOH posted the Action Plan Amendment 4 (Substantial) to its public website for 60-days of public comment period. The APA4 was originally published for a 30-day comment period on March 31<sup>st</sup>. However, this period was extended for two more 15-day period for a final public comment date of May 31, 2020.

# ACTION PLAN CERTIFICATIONS

The Government of Puerto Rico makes the following certifications with its Action Plan:

- a. The Puerto Rico Department of Housing certifies that it has in effect and is following a residential anti-displacement and relocation assistance plan in connection with any activity assisted with funding under the CDBG program.
- b. The Puerto Rico Department of Housing certifies its compliance with restrictions on lobbying required by 24 CFR part 87, together with disclosure forms, if required by part 87.
- c. The Puerto Rico Department of Housing certifies that the Action Plan for Disaster Recovery is authorized under State and local law (as applicable) and that the Puerto Rico Department of Housing, and any entity or entities designated by the Puerto Rico Department of Housing, possess(es) the legal authority to carry out the program for which it is seeking funding, in accordance with applicable HUD regulations and this Notice. The Puerto Rico Department of Housing certifies that activities to be administered with funds under this Notice are consistent with its Action Plan.
- d. The Puerto Rico Department of Housing certifies that it will comply with the acquisition and relocation requirements of the URA, as amended, and implementing regulations at 49 CFR part 24, except where waivers or alternative requirements are provided for in this Notice.
- e. The Puerto Rico Department of Housing certifies that it will comply with section 3 of the Housing and Urban Development Act of 1968 (12 U.S.C. 1701u), and implementing regulations at 24 CFR part 135.
- f. The Puerto Rico Department of Housing certifies that it is following a detailed citizen participation plan that satisfies the requirements of 24 CFR 91.105 or 91.115, as applicable (except as provided for in notices providing waivers and alternative requirements for this grant). Also, each local government receiving assistance from the Puerto Rico Department of Housing must follow a detailed citizen participation plan that satisfies the requirements of 24 CFR 570.486 (except as provided for in notices providing waivers and alternative requirements for this grant).
- g. The Puerto Rico Department of Housing certifies that it has consulted with affected local governments in counties designated in covered major disaster declarations in the non-entitlement, entitlement, and tribal areas of the State in determining the uses of funds, including method of distribution of funding, or activities carried out directly by the State.
- h. The Puerto Rico Department of Housing certifies that it is complying with each of the following criteria:
  - (1) Funds will be used solely for necessary expenses related to disaster relief, long-term recovery, restoration of infrastructure and housing, and economic revitalization in the most impacted and distressed areas for which the President declared a major disaster in 2017 pursuant to the Robert T. Stafford Disaster Relief and emergency Assistance Act of 1974 (42 U.S.C. § 5121 et seq.).
  - (2) With respect to activities expected to be assisted with CDBG-DR funds, the Action Plan has been developed so as to give the maximum feasible priority to activities that will benefit low- and moderate-income families.

(3) The aggregate use of CDBG-DR funds shall principally benefit low- and moderate-income families in a manner that ensures that at least 70 percent of the grant amount is expended for activities that benefit such persons.

(4) The Puerto Rico Department of Housing will not attempt to recover any capital costs of public improvements assisted with CDBG-DR grant funds, by assessing any amount against properties owned and occupied by persons of low- and moderate-income, including any fee charged or assessment made as a condition of obtaining access to such public improvements, unless: (a) disaster recovery grant funds are used to pay the proportion of such fee or assessment that relates to the capital costs of such public improvements that are financed from revenue sources other than under this title; or (b) for purposes of assessing any amount against properties owned and occupied by persons of moderate income, the Puerto Rico Department of Housing certifies to the Secretary that it lacks sufficient CDBG funds (in any form) to comply with the requirements of clause (a).

i. The Puerto Rico Department of Housing certifies that it will conduct and carry out the grant in conformity with title VI of the Civil Rights Act of 1964 (42 U.S.C. § 2000d) and the Fair Housing Act (42 U.S.C. §§ 3601–3619) and implementing regulations, and that it will affirmatively further fair housing.

j. The Puerto Rico Department of Housing certifies that it has adopted and is enforcing the following policies. In addition, States receiving a direct award must certify that they will require UGLGs that receive grant funds to certify that they have adopted and are enforcing:

(1) A policy prohibiting the use of excessive force by law enforcement agencies within its jurisdiction against any individuals engaged in nonviolent civil rights demonstrations; and

(2) A policy of enforcing applicable State and local laws against physically barring entrance to or exit from a facility or location that is the subject of such nonviolent civil rights demonstrations within its jurisdiction.

k. The Puerto Rico Department of Housing certifies that it (and any subrecipient or administering entity) currently has or will develop and maintain the capacity to carry out disaster recovery activities in a timely manner and that the Puerto Rico Department of Housing has reviewed the requirements of this notice. The Puerto Rico Department of Housing certifies to the accuracy of its Public Law 115-56 Financial Management and Grant Compliance certification checklist, or other recent certification submission, if approved by HUD, and related supporting documentation referenced at A.1.a under Section VI and its Implementation Plan and Capacity Assessment and related submission to HUD referenced at A.1.b under Section VI.

l. The Puerto Rico Department of Housing will not use grant funds for any activity in an area identified as flood prone for land use or hazard mitigation planning purposes by the State, local, or tribal government or delineated as a special flood hazard area (or 100-year floodplain) in FEMA's most recent flood advisory maps, unless it also ensures that the action is designed or modified to minimize harm to or within the floodplain, in accordance with Executive Order 11988 and 24 CFR part 55. The relevant data source for this provision is the State, local and tribal government land use regulations and hazard mitigation plan and the latest issued FEMA data or guidance, which includes advisory data (such as Advisory Base Flood Elevations) or preliminary and final Flood Insurance Rate Maps.



- m. The Puerto Rico Department of Housing certifies that its activities concerning lead-based paint will comply with the requirements of 24 CFR part 35, subparts A, B, J, K, and R.
- n. The Puerto Rico Department of Housing certifies that it will comply with environmental requirements at 24 CFR Part 58.
- o. The Puerto Rico Department of Housing certifies that it will comply with applicable laws.

Warning: Any person who knowingly makes a false claim or statement to HUD may be subject to civil or criminal penalties under 18 U.S.C. § 287, 1001 and 31 U.S.C. § 3729.

This checklist is part of the administrative record of the Department's review of a disaster recovery Action Plan submitted pursuant to The Supplemental Appropriations for Disaster Relief Requirements, approved September 8, 2017 (Pub. L. 115–56) and Further Additional Supplemental Appropriations for Disaster Relief Requirements Act, 2018 (Division B, Subdivision 1 of the Bipartisan Budget Act of 2018), approved February 9, 2018 (Pub. L. 115–123) and the Federal Register Notices published February 9, 2018 (83 FR 5844) and August 14, 2018 (83 FR 40314). In using the checklist, reviewers are reminded that each of the criterion as stated on the checklist is necessarily an abbreviated and generalized summary of the more detailed requirements outlined in the Federal Register Notice for each criterion. Reviewer answers to each question on the checklist must be informed by applying the requirements of each criterion as outlined in the Federal Register Notice to each element of the Action Plan. Use of the checklist does not substitute comparison of the Action Plan submission against the requirements of the applicable Notices and making a determination based on the Standard of Review set forth in 24 CFR 91.500, as augmented by the applicable Notices.



# PUBLIC COMMENT

As outlined in PRDOH's Citizen Participation Plan, each new Action Plan or substantial amendment to the Action Plan is posted for public comment. Public comments received during public comment periods for prior versions of the Action Plan have been used to inform development of the Action Plan and its substantial amendments.

Public comment and PRDOH responses to public comment for previous versions of this Plan can be accessed online at the links noted below.

Public comment for initial version of the Action Plan, approved by HUD on July 29, 2019 is labeled as "*Z\_3 Public Comment Answers*" and available at: <https://www.cdbg-dr.pr.gov/en/download/action-plan-june-14-2018/>

Public comment for the Action Plan Amendment 1 (Substantial), approved by HUD on February 28, 2019, is labeled as "*A\_Public Comment*" and is available at: <https://www.cdbg-dr.pr.gov/en/download/1ra-enmienda-al-plan-de-accion-enmienda-sustancial-18-de-noviembre-de-2018/>

Public comment for the Action Plan Amendment 4 (Substantial), approved by HUD on August 17, 2020, is labeled as "*A\_Public Comments and Responses*" and is available at: <https://cdbg-dr.pr.gov/en/download/action-plan-amendment-4-substantial-amendment-effective-on-august-17-2020/>.

Public comment for the Action Plan Amendment 5 (Substantial), approved by HUD on February 5, 2021, is labeled as "*A\_Public Comments and Responses*" and is available at: <https://cdbg-dr.pr.gov/en/download/action-plan-amendment-5-substantial-amendment-approved-by-hud/>.

As outlined in PRDOH's Citizen Participation Plan, each new Action Plan or substantial amendment to the Action Plan is posted for public comment. Public comment received during public comment periods for prior versions of the Action Plan has been used to inform development of the Action Plan and its substantial amendments.

# APPENDICES

Due to the amount of supplemental material submitted with the Action Plan, including referenced reports, tables and other material, items are compiled as stand-alone appendices to the Action Plan. All appendices are submitted to HUD as part of the Action Plan for approval and may be found on the PRDOH website alongside the Action Plan here: <https://www.cdbg-dr.pr.gov/en/action-plan/>.

APPENDIX	DESCRIPTION
A – Public Comment	<p>As outlined in PRDOH’s Citizen Participation Plan, each new Action Plan or substantial amendment to the Action Plan is posted for public comment. Public comment received during public comment periods for prior versions of the Action Plan has been used to inform development of the Action Plan and its substantial amendments.</p> <p>Public comment and PRDOH responses to public comment for previous versions of this Plan can be accessed online at the links noted below.</p> <p>Public comment for initial version of the Action Plan, approved by HUD on July 29, 2019 is labeled as “Z_3 Public Comment Answers” and available at: <a href="https://www.cdbg-dr.pr.gov/en/download/action-plan-june-14-2018/">https://www.cdbg-dr.pr.gov/en/download/action-plan-june-14-2018/</a></p> <p>Public comment for the Action Plan Amendment 1 (Substantial), approved by HUD on February 28, 2019, is labeled as “A_Public Comment” and is available at: <a href="https://www.cdbg-dr.pr.gov/en/download/1ra-enmienda-al-plan-de-accion-enmienda-sustancial-18-de-noviembre-de-2018/">https://www.cdbg-dr.pr.gov/en/download/1ra-enmienda-al-plan-de-accion-enmienda-sustancial-18-de-noviembre-de-2018/</a></p> <p>Public comment for the Action Plan Amendment 4 (Substantial), approved by HUD on August 17, 2020, is labeled as “A_Public Comments and Responses” and is available at: <a href="https://cdbg-dr.pr.gov/en/download/action-plan-amendment-4-substantial-amendment-effective-on-august-17-2020">https://cdbg-dr.pr.gov/en/download/action-plan-amendment-4-substantial-amendment-effective-on-august-17-2020</a></p> <p>Public comment for the Action Plan Amendment 5 (Substantial), approved by HUD on February 5, 2021, is labeled as “A_Public Comments and Responses” and is available at: <a href="https://cdbg-dr.pr.gov/en/download/action-plan-amendment-5-substantial-amendment-approved-by-hud/">https://cdbg-dr.pr.gov/en/download/action-plan-amendment-5-substantial-amendment-approved-by-hud/</a></p>

APPENDIX	DESCRIPTION
A.1 – Outreach and Communications Strategy	Schedule of Outreach and Communications Strategy for the Public Comment period.
A.2_Citizen Advisory Committee Question and Answer-to APA4	Valuable questions and comments to the Action Plan Amendment 4 from a special meeting where non-for-profit entities participated as members of the Citizen Advisory Committee.
B - Unmet Needs Data Sources	List of data sources utilized for the unmet needs analysis.
C - FEMA Open Data Owners Irma María	FEMA dataset for Hurricanes Irma and María impact on homeowners
D - FEMA Open Data Renters Irma María	FEMA dataset for Hurricanes Irma and María impact on renters
E - Frequently Used Terms	A glossary of frequently used terms in the Action Plan
F - Program Draw Schedule	Schedule of program draw down of funds over time
F.1 - Activity Type Projections HUD Template	Projection of program activity by HUD activity type
F.2 - CDBG-DR Grantee Outcomes Template	Projection of Program Outcomes
G - CDBG-DR Program Income Limits in PR	Current income limits published by HUD for CDBG-DR activity <a href="https://www.hudexchange.info/resource/5334/cdbg-income-limits/">https://www.hudexchange.info/resource/5334/cdbg-income-limits/</a>
H - LIHTC Rent Rates	Current income limits and rent maximums for Low Income Housing Tax Credit (LIHTC) Program
I - Youth Development institute	Statistics on child poverty rates
J - Resumen Conteo de Personas Sin Hogar	A report of the homeless count as of June 30, 2017
K - Housing Industry Situation, Puerto Rico Builders' Association	Puerto Rico Builders' Association report on the Housing Industry Situation, February 28, 2018
L - Progress Report on the Impact of Hurricane María on the Economy of Puerto Rico	Progress Report on the Impact of Hurricane María on the Economy of Puerto Rico, March 9, 2018
M - Puerto Rico Post-María, 2018, Center for Puerto Rican Studies, City University of New York	Report produced by the City University of New York reporting impacts of Hurricane María
N - Reimagine Puerto Rico, Citizen Participation Project, 2018	Reimagine Puerto Rico Citizen Participation effort publication, March 2018
O - Transformation and Innovation in the Wake of Devastation (An Economic and Disaster Recovery Plan for Puerto Rico)	Economic Report produced by COR3 and the Office of the Governor post-María
P - Reimagina Puerto Rico Report	Report of Reimagine Puerto Rico Citizen Participation effort, July 31, 2018
Q - HUD Housing Damage Assessment and Recovery Strategies Report	Housing Damage Assessment Report issued on June 29, 2018

APPENDIX	DESCRIPTION
R - Commonwealth of Puerto Rico Fiscal Plan	Report prepared by FOMB for Puerto Rico on October 23, 2018



